



CITY OF DALWORTHINGTON GARDENS

NOTICE OF A MEETING

May 21, 2026

CITY COUNCIL

WORK SESSION AND/OR EXECUTIVE SESSION 6:00 P.M.

CITY COUNCIL

REGULAR SESSION AT 7:00 P.M.

CITY HALL COUNCIL CHAMBERS, 2600 ROOSEVELT DRIVE, DALWORTHINGTON GARDENS, TEXAS

WORK SESSION AND/OR EXECUTIVE SESSION – 6:00 p.m.

1. CALL TO ORDER

2. EXECUTIVE SESSION

Any action may be deferred until 7:00 p.m. Regular Session

- a. Recess into Executive Session
 - i. Pursuant to Texas Government Code, Section 551.071, Attorney Consultation and 551.074, Personnel Matters, regarding the Finance Director.
 - ii. Pursuant to Texas Government Code, Section 551.071, Attorney Consultation, regarding potential contract with U.S. Immigration and Customs Enforcement. (Tab M)
 - iii. Pursuant to Texas Government Code, Section 551.071, Attorney Consultation, regarding legal issues related to the contract with Masa regarding supplemental EMS transport coverage for all residential water customers.
- b. Reconvene into Regular Session for discussion and possible action on:
 - i. Personnel Matters regarding the Finance Director.
 - ii. U.S. Immigration and Customs Enforcement
 - iii. Masa Access Agreement

3. WORK SESSION

- a. Receive FY 2024-2025 formal audit presentation from Brooks Watson & Co., PLLC. Resolution No. 2026-05 previously approved on March 26, 2026.
- b. Receive a presentation from Jim Sabonis of Hilltop Securities about financing for infrastructure projects and improvements. (Tab L)
- b. Work Session on listed agenda items if time permits.

CITY COUNCIL - 7:00 P.M.

REGULAR SESSION

1. CALL TO ORDER

2. INVOCATION AND PLEDGES OF ALLEGIANCE

3. ELECTIONS

- a. Issue Certificates of Election to newly elected officials. (Tab A)
- b. Consider approval of Resolution No. 2026-09 to appoint a Mayor Pro Tem for a one-year term. (Tab B)

4. ITEMS OF COMMUNITY INTEREST

- a. DWG 90th celebration, Friday and Saturday, June 5-6, 2026
- b. Concert in the Park, Saturday September 26, 2026, from 7:00 p.m. – 9:00 p.m.
- c. National Night Out, Tuesday October 6, 2026
- d. Truck or Treat, Saturday October 17, 2026, from 5:30 p.m. – 7:30 p.m.
- e. Movie Night, Saturday November 7, 2026, starting at 6:00 p.m.
- f. Pictures with Santa, Sunday December 6, 2026, from 3:00 p.m. – 5:00 p.m.

5. CITIZEN COMMENTS

Citizens who wish to speak to the City Council will be heard at this time. In compliance with the Texas Open Meetings Act, unless the subject matter of the presentation is on the agenda, the City staff and City Council members are prevented from discussing the subject and may respond only with statements of factual information or existing policy.

6. MAYOR AND COUNCIL COMMENTS

Pursuant to Texas Government Code § 551.0415, City Council Members and City staff may make a report about items of community interest during a meeting of the governing body without having given notice of the subject of the report. Items of community interest include:

- Expressions of thanks, congratulations, or condolence;
- Information regarding holiday schedules;
- An honorary or salutory recognition of a public official, public employee, or other citizen, except that a discussion regarding a change in the status of a person's public office or public employment is not an honorary or salutory recognition for purposes of this subdivision;
- A reminder about an upcoming event organized or sponsored by the governing body;
- Information regarding a social, ceremonial, or community event organized or sponsored by an entity other than the governing body that was attended or is scheduled to be attended by a member of the governing body or an official or employee of the municipality; and
- Announcements involving an imminent threat to the public health and safety of people in the municipality that has arisen after the posting of the agenda.

7. DEPARTMENTAL REPORTS

Informational reports only; no action to be taken.

- a. DPS / City Administrator Report (Tab C)
- b. Financial Reports (Tab D)

8. CONSENT AGENDA

- a. Approval of Resolution 2026-08 Reappoint Board Members to TIRZ with an expiration date May 2028. (Tab E)

9. REGULAR AGENDA

- a. Discussion and possible action on an application received from Thomas Eric Eidson and Leanora Eidson for Final Plan for property located at 2800 block of South Bowen Road in accordance with Zoning Ordinance Section 14.02.272(d) (Tab F)
 - i. Conduct a public hearing
 - ii. Discussion and action

- b. Discussion and possible action on an application received from Thomas Eric Eidson and Leanora Eidson for Preliminary Plat for property located at 2800 block of South Bowen Road in accordance with Subdivision Regulation Ordinance Section 10.02.091 (Tab G)
 - i. Conduct a public hearing
 - ii. Discussion and action
- c. Discussion and possible recommendation on an application received from James F. McAndrew – Mid Cities Motors to rezone property located at 2706 W. Pioneer Parkway, Dalworthington Gardens, Texas 76013 from current zoning B3 to proposed zoning LI (Tab H)
 - i. Conduct a public hearing
 - ii. Discussion and action
- d. Discussion and possible action regarding the 51st Tarrant County Development Block Grant (CDBG) program to approve Resolution No. 2026-07 recommending Tarrant County award construction bid for the Madrid Court project. (Tab I)
- e. Discussion and possible action for the FY 2026-2027 Budget Calendar. (Tab J)
- f. Discussion and possible action to set the date for the annual strategic plan review. (Tab K)
- g. Discussion and possible action regarding financing for infrastructure projects and improvements. (Tab L)
- h. Discussion and possible action on entering into a memorandum of agreement with the United States Immigration and Custom Enforcement. (Tab M)
- i. Discussion and possible action to approve Ordinance No. 2026-04 accepting changes to City Ordinance Article 4.06 Wreckers. (Tab N)
- j. Discussion and possible action to approve a new contract with Beard’s towing (formally Cowboy towing) to provide wrecker services for the City. (Tab O)
- k. Discussion and possible action on Masa Agreement providing supplemental EMS transport coverage for all residential water customers. (Tab P)
- l. Discussion and possible action possible action to approve additional non-budgeted repairs to ENG 43. (Tab Q)
- m. Discussion and possible action regarding amendments to the FY 2026-2027 budget in amounts not to exceed \$10,000.00

10. TABLED ITEMS

11. FUTURE AGENDA ITEMS

In compliance with the Texas Open Meetings Act, Council Members may request that matters of public concern be placed on a future agenda. Council Members may not discuss non-agenda items among themselves. In compliance with the Texas Open Meetings Act, city staff members may respond to questions from Council members only with statements of factual information or existing city policy.

12. ADJOURN

BUDGET STATEMENT Pursuant to Section 551.043, Government Code, the following taxpayer impact statement must be included with the City Council meeting notice at which the City Council will discuss or adopt a budget for the City of Dalworthington Gardens: For an average-valued homestead property \$572,423, the City’s portion of the property tax bill in dollars for the current fiscal year (FY2025) is \$3,526.25, the City’s portion of the property tax bill for the upcoming fiscal year (FY2026) for the same

property if the proposed budget is adopted is estimated to be \$3,579.60, and the City's portion of the property tax bill in dollars for the upcoming fiscal year (FY2026) for the same property if a budget funded at the no-new-revenue rate under Chapter 26, Tax Code, is adopted is estimated to be \$3,460.25.

The City Council reserves the right to adjourn into closed session at any time during the course of this meeting to discuss any of the matters listed above, as authorized by Texas Government Code Section 551.071 (Consultation with Attorney), 551.072 (Deliberations about Real Property), 551.073 (Deliberations about Gifts and Donations), 551.074 (Personnel Matters), 551.076 (Deliberations about Security Devices), and 551.087 (Economic Development Negotiations).

Pursuant to Texas Government Code, Section 551.127, on a regular, non-emergency basis, members may attend and participate in the meeting remotely by video conference. Should that occur, a quorum of the members will be physically present at the location noted above on this agenda.

CERTIFICATION

This is to certify that a copy of the **May 21, 2026** City Council Agenda was posted on the City Hall bulletin board, a place convenient and readily accessible to the general public at all times, and to the City's website, www.cityofdwyer.net, in compliance with Chapter 551, Texas Government Code.

DATE OF POSTING: _____ TIME OF POSTING: _____ TAKEN DOWN: _____

Sandra Ma, City Secretary

Certificate of Election



*In the Name and By the Authority of
The State of Texas*

This is to Certify, that

John King

Was Duly Elected Alderman, Place 1

For purposes of the May 2, 2026 general election.

In testimony whereof,
I have hereunto signed my name
and caused the Seal of the
City of Dalworthington Gardens
to be affixed, this
the 21st day of May, 2026.

Signature of Presiding Officer

Certificate of Election



*In the Name and By the Authority of
The State of Texas
This is to Certify, that
Laura Bianco
Was Duly Elected Mayor
For purposes of the May 2, 2026 general election.*

In testimony whereof,
I have hereunto signed my name
and caused the Seal of the
City of Dalworthington Gardens
to be affixed, this
the 21st day of May, 2026.

Signature of Presiding Officer

Certificate of Election



*In the Name and By the Authority of
The State of Texas*

This is to Certify, that

Steve Lafferty

Was Duly Elected Alderman, Place 2

For purposes of the May 2, 2026 general election.

In testimony whereof,
I have hereunto signed my name
and caused the Seal of the
City of Dalworthington Gardens
to be affixed, this
the 21st day of May, 2026.

Signature of Presiding Officer

RESOLUTION NO. 2026-09

A RESOLUTION OF THE CITY COUNCIL OF THE CITY OF DALWORTHINGTON GARDENS, TEXAS, ELECTING A MAYOR PRO TEM

WHEREAS, in accordance with Chapter 22, Texas Local Government Code, the City Council shall, at its first meeting following the general municipal election, elect one of its members as mayor pro tem.

NOW, THEREFORE, BE IT RESOLVED BY THE CITY COUNCIL OF THE CITY OF DALWORTHINGTON GARDENS, TEXAS, THAT;

_____, is elected as the Mayor Pro Tem for the City Council for the City of Dalworthington Gardens for a term of one year at the pleasure of Council.

PASSED AND APPROVED this May 21, 2026.

Laurie Bianco, Mayor

ATTEST:

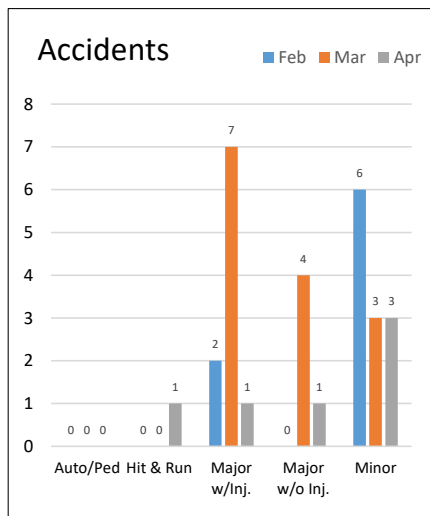
Sandra Ma, City Secretary



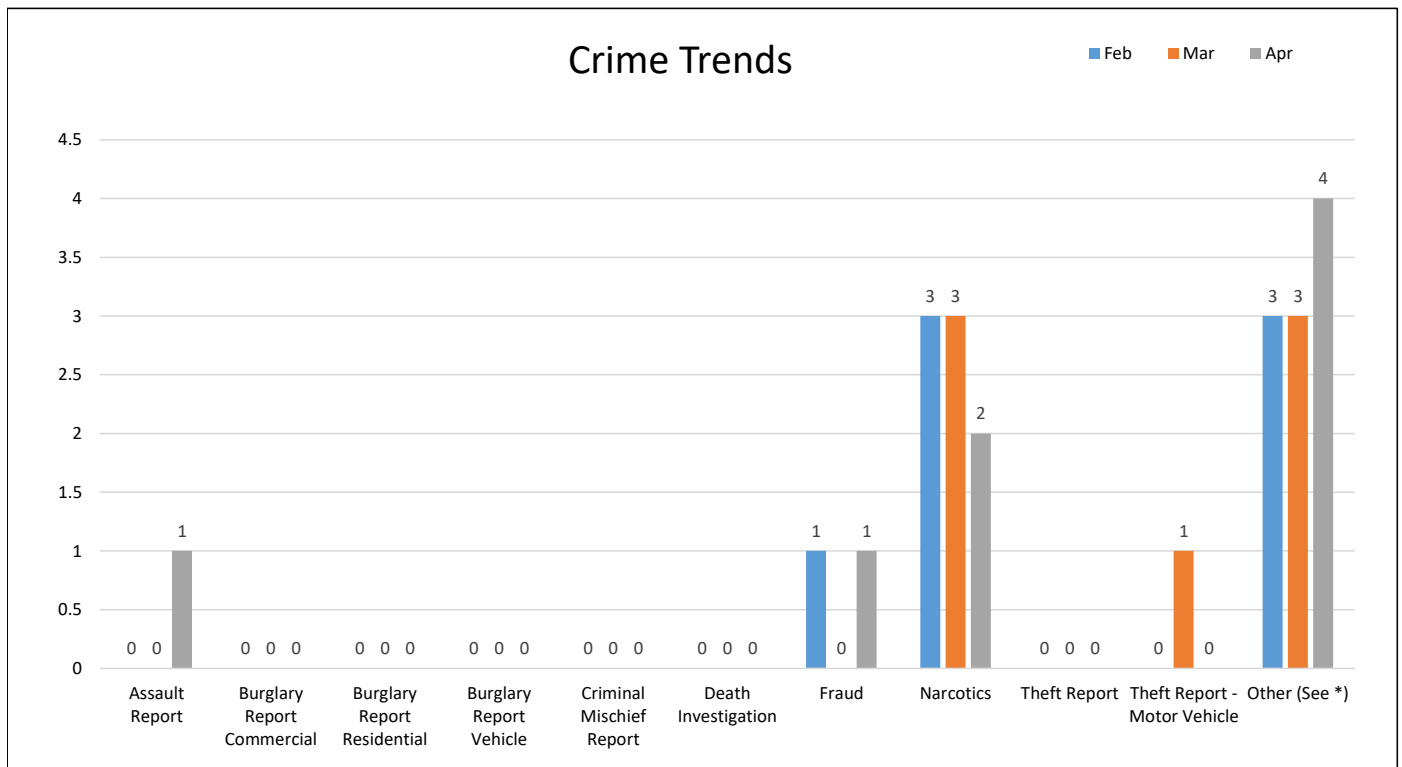
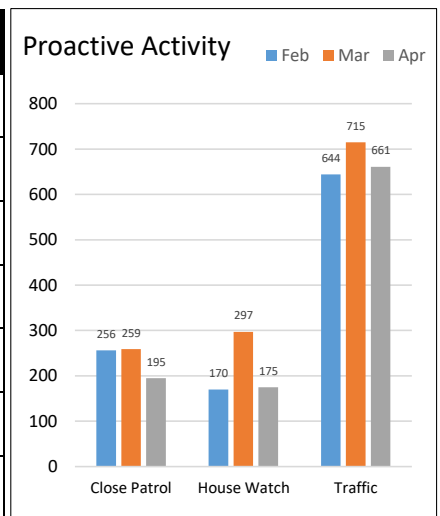
MONTHLY PUBLIC SAFETY REPORT

April 2026

Department News	
Residential contacts	357
U45	Tahoe sale \$5600.00
Gutters	Gutters were purchased to prevent further damage to the DPS building \$4500



Activity	Feb	Mar	Apr	2026 YTD
DPS Activity	1583	1907	1674	7594
Police CFS	452	580	587	2207
EMS CFS	19	12	21	73
Fire CFS	9	12	4	40
Arrests	33	32	31	121
House Watches, Close Patrols, & Community Contacts	426	556	370	2127
Traffic Enforcement	644	715	661	3026



* Other offenses excluding traffic, warrants and "report only."

April 2026

Completed Work and Upcoming Projects

Completed Activities

Parks

- Trash was removed and routine maintenance was performed.
- A “**No Dumping**” sign was installed at the rear of the park. The area will be fully cleaned as scheduling permits.
- The bridge at **California and Roosevelt** was pressure washed and stained.
- A new concrete slab was poured, and bleachers were installed.

Sewer

- The sewer line at **3111 West Arkansas** collapsed in the street. The line was rerouted and replaced through the utility easement on the adjacent property.

Streets

- Potholes were patched at **Wooded Creek, Estates, Burlwood, Whisperwood, and Gardenia**.

Water

- Quarterly **DLORQ** report completed and submitted.
- Meter reading completed.
- Water cutoff list completed.
- Daily residuals tested.
- Weekly mono/free ammonia testing conducted.
- Monthly dead-end flushing completed.
- Bacteriological samples collected and passed.
- Test equipment calibrated.
- Multiple broken meters replaced.
- Returned meters and nodes to Mueller; received **34 warranty replacement nodes at no cost**.
- As of **May 5, 2026**, all broken meters and nodes are returned for warranty replacement at no cost. No outstanding advances remain with Mueller.
- Acquired **2 collectors, 1 radio, 12¾" meters, and 5 one-inch meters** at no cost.
- Currently returning **39 nodes, 5 one-inch meters, and 6¾" meters** for warranty replacement (approximately a three-month turnaround).
- Fort Worth meter tested and recalibrated.
- **CCR report** completed and submitted.
- Water survey submitted to Fort Worth.

Animal Control

- No animal issues reported for the month.

Building Maintenance

- Barn and yard cleaned.
- City Hall trash serviced every other day.
- Continued cleanup of Public Works facilities, including barn and yard.

Stormwater

- Drains cleared of debris.
 - Continued improvements to drainage throughout the city.
 - Cleanup conducted at the rear of the park.
-

Upcoming Projects

- Repairing the guardrail on **Indian Trail**.
- Continued replacement of failed nodes and meters; remaining numbers continue to decrease.
- Replacement of low water crossing signs and lights (equipment on order; installation to follow upon arrival).
- Cleaning pump station and clearing brush and debris from fencing.
- Weed and grass removal at playground areas.
- Repainting the green bridge and the marquee at **Elkins and Roosevelt**.
- Citywide storm drain cleaning.
- Organizing and cleaning the utility room at City Hall.
- Updating Public Works inventory, including materials and equipment, and evaluating overall equipment functionality.
- **Brenden Carter** will attend a Basic Water Class in June to complete licensing certification.

110 - GENERAL FUND

GENERAL FUND			2025-2026		OCT	NOV	DEC	JAN	FEB	MAR	OCT-MAR	APR	MAY	JUN	OCT-JUN	JUL	AUG	SEP	JUL-SEP	2025-2026		
Dept	Account NO.	Account Description	Original Budget	Amended Budget	Actual	Actual	Actual	Actual	Actual	Actual	6 months Actual	Actual	Projected	Projected	9 mths Actual	Projected	Projected	Projected	3 months Projected	YTD Actual + Projected	VARIANCE Actual + Projected vs Amended Budget	% of Amended Budget
00	4001	Taxes:Property M & O	2,552,006	2,552,006	40,703	178,428	596,581	1,164,115	260,908	30,208	2,270,943	15,676	212,667	212,667	2,711,953	212,667	212,667	212,667	638,002	3,349,954	797,948	131%
00	4005	Taxes:Property Prior Years	5,000	5,000	1,211	571	1,042	7,177	474	26	10,501	17	417	417	11,351	417	417	417	1,250	12,601	7,601	252%
00	4010	Taxes:Property Penalty & Int	10,000	10,000	2,022	399	457	4,482	2,551	2,190	12,101	1,134	833	833	14,901	833	833	833	2,500	17,401	7,401	174%
		Total Property Taxes	\$ 2,567,006	\$ 2,567,006	\$ 43,936	\$ 179,398	598,080	\$ 1,175,774	263,933	32,424	\$ 2,293,545	16,826	213,917	213,917	2,738,206	\$ 213,917	\$ 213,917	\$ 213,917	\$ 641,752	\$ 3,379,957	\$ 812,951	132%
00	4025	Taxes:City Sales & Use Tax	525,100	525,100	44,145	48,714	47,104	44,499	67,182	40,879	292,523	40,969	43,758	43,758	421,008	43,758	43,758	43,758	131,275	552,283	27,183	105%
00	4045	Taxes:Mixed Beverage	-	-	251	166	-	-	955	156	1,528	-	-	-	1,528	-	-	-	-	-	1,528	0%
		Total Sales & Use Taxes	\$ 525,100	\$ 525,100	\$ 44,396	\$ 48,880	47,104	\$ 44,499	68,137	41,035	\$ 294,051	40,969	43,758	43,758	422,536	\$ 43,758	\$ 43,758	\$ 43,758	\$ 131,275	\$ 553,811	\$ 28,711	105%
00	4050	Taxes:Franchise - Electric	195,000	195,000	-	-	-	-	-	243,597	243,597	247	-	-	243,844	-	-	-	-	243,844	48,844	125%
00	4055	Taxes:Easement Use-Telephone	6,904	6,904	17	1,016	-	17	984	-	2,034	17	575	575	3,201	575	575	575	1,726	4,927	(1,977)	71%
00	4060	Taxes:Franchise - Gas	42,000	42,000	-	-	-	-	-	48,920	48,920	-	-	-	48,920	-	-	-	-	48,920	6,920	116%
00	4065	Taxes:Franchise-Cable/Internet	12,000	12,000	1,187	2,131	-	-	4,288	-	7,606	2,198	1,000	1,000	11,804	1,000	1,000	1,000	3,000	14,804	2,804	123%
00	4070	Taxes:Franchise - Refuse	11,971	11,971	2,768	10	1,822	916	939	(3)	6,452	932	998	998	9,380	998	998	998	2,993	12,372	401	103%
		Total Franchise Fee	\$ 267,875	\$ 267,875	\$ 3,972	\$ 3,157	1,822	\$ 933	6,211	292,514	\$ 308,609	3,395	2,573	2,573	317,150	\$ 2,573	\$ 2,573	\$ 2,573	\$ 7,719	\$ 324,868	\$ 56,993	121%
00	4100	Permits/Fees:Building	35,000	35,000	757	200	-	400	2,769	991	5,117	3,958	2,917	2,917	14,908	2,917	2,917	2,917	8,750	23,658	(11,342)	68%
00	4101	Permits/Fees:Plumbing	6,000	6,000	360	200	225	720	360	-	1,865	509	500	500	3,374	500	500	500	1,500	4,874	(1,126)	81%
00	4102	Permits/Fees:Electric	3,500	3,500	655	200	360	461	400	1,400	3,476	802	292	292	4,861	292	292	292	875	5,736	2,236	164%
00	4103	Permits/Fees:Heating/AC	2,500	2,500	240	-	120	-	-	-	360	-	208	208	777	208	208	208	625	1,402	(1,098)	56%
00	4104	Permits/Fees:Cert.Occupancy	6,000	6,000	1,100	400	700	500	300	600	3,600	500	500	500	5,100	500	500	500	1,500	6,600	600	110%
00	4105	Permits/Fees:Signs	3,000	3,000	287	1,200	-	862	2,500	200	5,049	-	250	250	5,549	250	250	250	750	6,299	3,299	210%
00	4106	Permits/Fees:Sprinkler	1,000	1,000	200	-	-	-	-	-	200	-	83	83	367	83	83	83	250	617	(383)	62%
00	4107	Permits/Fees:Pool	400	400	-	510	-	-	-	-	510	-	33	33	577	33	33	33	100	677	277	169%
00	4108	Permits/Fees:Fence	1,500	1,500	-	600	400	-	-	-	1,000	200	125	125	1,450	125	125	125	375	1,825	325	122%
00	4109	Permits/Fees:Alarms	50	50	-	-	10	-	10	20	40	-	4	4	48	4	4	4	13	61	11	122%
00	4110	Permits/Fees:Other	200	200	-	-	-	-	-	-	-	200	17	17	233	17	17	17	50	283	83	142%
00	4111	Permits/Fees:Liquor	1,000	1,000	-	-	-	-	560	-	560	-	83	83	727	83	83	83	250	977	(23)	98%
00	4112	Permits/Fees:FireAlarm/Suppres	2,000	2,000	600	-	-	-	-	-	600	-	167	167	933	167	167	167	500	1,433	(567)	72%
00	4114	Permits/Fees:Red Tag	2,000	2,000	100	-	-	-	-	-	100	200	167	167	633	167	167	167	500	1,133	(867)	57%
00	4115	Permits/Fees:Roof	4,000	4,000	400	200	1,816	600	400	400	3,816	200	333	333	4,683	333	333	333	1,000	5,683	1,683	142%
00	4117	Permits/Fees:Special Use	420	420	-	-	-	-	-	-	-	-	35	35	70	35	35	35	105	175	(245)	42%
00	4118	Permits/Fees:Operational	-	-	-	-	-	-	-	-	-	-	-	-	-	-	-	-	-	-	-	0%
00	4119	Permits/Fees:Backflow	-	-	-	-	-	-	-	-	-	-	-	-	-	-	-	-	-	-	-	0%
00	4120	Permits/Fees:Engineer Review	-	-	(3,000)	723	-	-	-	-	(2,277)	1,038	-	-	(1,239)	-	-	-	-	(1,239)	(1,239)	0%
00	4121	Permits/Fees:Short Term Rentals	200	200	-	-	-	330	-	-	330	-	17	17	363	17	17	17	50	413	213	207%
		Total Permits & Fees	\$ 68,770	\$ 68,770	\$ 1,699	\$ 4,233	3,631	\$ 3,873	7,299	3,611	\$ 24,346	7,607	5,731	5,731	43,414	\$ 5,731	\$ 5,731	\$ 5,731	\$ 17,193	\$ 60,607	\$ (8,163)	88%

110 - GENERAL FUND

GENERAL FUND			2025-2026		OCT	NOV	DEC	JAN	FEB	MAR	OCT-MAR	APR	MAY	JUN	OCT-JUN	JUL	AUG	SEP	JUL-SEP	2025-2026		
Dept	Account NO.	Account Description	Original Budget	Amended Budget	Actual	Actual	Actual	Actual	Actual	Actual	6 months Actual	Actual	Projected	Projected	9 mths Actual	Projected	Projected	Projected	3 months Projected	YTD Actual + Projected	VARIANCE Actual + Projected vs Amended Budget	% of Amended Budget
00	4200	Municipal Court:Fines	187,599	187,599	13,612	12,528	9,894	12,796	19,938	18,974	87,743	14,998	15,633	15,633	134,007	15,633	15,633	15,633	46,900	180,907	(6,692)	96%
00	4205	Municipal Court:Fees-Warrants	42,000	42,000	4,045	3,234	3,075	2,048	6,099	5,543	24,043	4,796	3,500	3,500	35,839	3,500	3,500	3,500	10,500	46,339	4,339	110%
00	4210	Municipal Court:Arrest Fees	14,000	14,000	1,258	1,112	1,156	1,438	1,586	1,620	8,170	1,551	1,167	1,167	12,054	1,167	1,167	1,167	3,500	15,554	1,554	111%
00	4215	Municipal Court:Fines-Traffic	4,271	4,271	309	280	280	315	333	376	1,892	385	356	356	2,989	356	356	356	1,068	4,057	(214)	95%
00	4216	Municipal Court:CJFC Civil	248	248	5	8	6	7	24	8	58	20	21	21	120	21	21	21	62	182	(66)	73%
00	4218	Municipal Court:JFCI Judicial	-	-	6	10	(16)	6	15	(20)	0	16	-	-	17	-	-	-	-	17	17	0%
00	4219	Municipal Ct:TLFTA3 City Fee	2,283	2,283	255	256	152	136	353	372	1,523	268	190	190	2,172	190	190	190	571	2,743	460	120%
00	4221	Municipal Ct:Jury Fund	290	290	27	23	24	29	34	35	172	31	24	24	251	24	24	24	73	324	34	112%
00	4225	Mun Ct:ChildSaftyFundCS/CSS/SZ	4,700	4,700	387	476	368	338	571	653	2,794	587	392	392	4,164	392	392	392	1,175	5,339	639	114%
00	4240	Municipal Ct:Fees-Admin	167,000	167,000	19,604	15,449	19,988	19,526	20,011	31,612	126,190	23,889	13,917	13,917	177,912	13,917	13,917	13,917	41,750	219,662	52,662	132%
00	4250	Municipal Ct:Fees-JuvCaseOffic	1,609	1,609	48	81	46	47	123	70	415	137	134	134	820	134	134	134	402	1,223	(386)	76%
00	4255	Municipal Ct:TruancyPreventio	14,000	14,000	1,333	1,148	1,196	1,466	1,667	1,757	8,566	1,565	1,167	1,167	12,465	1,167	1,167	1,167	3,500	15,965	1,965	114%
00	4290	Wrecker Fee	12,000	12,000	1,800	1,125	1,215	1,215	2,340	1,890	9,585	2,250	1,000	1,000	13,835	1,000	1,000	1,000	3,000	16,835	4,835	140%
	Total Fines & Fees		\$ 450,000	\$ 450,000	\$ 42,689	\$ 35,730	\$ 37,384	\$ 39,367	\$ 53,091	\$ 62,890	\$ 271,151	\$ 50,495	\$ 37,500	\$ 37,500	\$ 396,646	\$ 37,500	\$ 37,500	\$ 37,500	\$ 112,500	\$ 509,146	\$ 59,146	113%
00	4449	Chrg For Service:Credit Card Processing	-	-	-	-	-	-	-	113	113	-	-	-	113	-	-	-	-	113	113	0%
00	4455	Chrg For Service:Platting/Zone	9,000	9,000	-	3,038	803	-	-	-	3,841	3,038	750	750	8,379	750	750	750	2,250	10,629	1,629	118%
00	4456	Chrg For Service:Development Fee	-	-	-	-	1,038	-	-	-	1,038	-	-	-	1,038	-	-	-	-	1,038	1,038	0%
00	4460	Chrg For Service:Board of Adjustments	500	500	-	-	-	-	-	-	-	-	42	42	83	42	42	42	125	208	(292)	42%
00	4461	Shop DWG Website Adv Fees	-	-	-	-	-	-	-	-	-	-	-	-	-	-	-	-	-	-	-	0%
00	4462	Chrg For Service:Special Exception	500	500	-	-	-	-	-	-	-	-	42	42	83	42	42	42	125	208	(292)	42%
00	4165	Life Safety Inspections	7,500	7,500	-	260	260	-	780	-	1,300	2,730	625	625	5,280	625	625	625	1,875	7,155	(345)	95%
00	4166	LS Inspection-Finance Charges	-	-	-	-	-	-	-	-	-	-	-	-	-	-	-	-	-	-	-	0%
	Total Charges for Service		\$ 17,500	\$ 17,500	\$ -	\$ 3,298	\$ 2,101	\$ -	\$ 780	\$ 113	\$ 6,292	\$ 5,768	\$ 1,458	\$ 1,458	\$ 14,977	\$ 1,458	\$ 1,458	\$ 1,458	\$ 4,375	\$ 19,352	\$ 1,852	111%
00	4812	Other Rev:Oil/Gas Lease Rev	25,000	25,000	4,801	2,351	491	676	962	14,921	24,202	4,878	2,083	2,083	33,246	2,083	2,083	2,083	6,250	39,496	14,496	158%
	Total Gas Royalties		\$ 25,000	\$ 25,000	\$ 4,801	\$ 2,351	\$ 491	\$ 676	\$ 962	\$ 14,921	\$ 24,202	\$ 4,878	\$ 2,083	\$ 2,083	\$ 33,246	\$ 2,083	\$ 2,083	\$ 2,083	\$ 6,250	\$ 39,496	\$ 14,496	158%
00	4800	Other Rev:Interest Investment	133,150	133,150	9,699	8,912	9,133	10,056	9,976	11,115	58,891	10,897	11,096	11,096	91,980	11,096	11,096	11,096	33,287	125,267	(7,883)	94%
00	4805	TCAP Refund	-	-	-	-	-	286	-	-	286	-	-	-	286	-	-	-	-	286	286	0%
00	4815	Other Rev:Online Payment Fee	1,800	1,800	-	224	244	269	267	289	1,293	284	150	150	1,877	150	150	150	450	2,327	527	129%
00	4878	Other Rev: Donation AnnivCele	-	-	-	-	-	2,000	-	-	2,000	-	-	-	2,000	-	-	-	-	2,000	2,000	0%
00	4879	Other: Rev DWG PW Contribution	-	-	264	-	-	83	-	-	347	-	-	-	347	-	-	-	-	347	347	0%
00	4880	Other Rev:CSLFRF Funds	-	-	-	-	-	-	-	-	-	-	-	-	-	-	-	-	-	-	-	0%
00	4886	Other Rev:Grants	-	-	-	-	-	-	-	-	-	-	-	-	-	-	-	-	-	-	-	0%
00	4888	Other Revenue:Jail Phone Commission	50	50	-	-	-	-	-	-	-	-	4	4	8	4	4	4	13	21	(29)	42%
00	4890	Other Revenue:Miscellaneous	1,500	1,500	(464)	30	130	28	670	3,165	3,559	1,188	125	125	4,997	125	125	125	375	5,372	3,872	358%
00	4892	Other Revenue:WCAuditCredit/EquityRe	-	-	(1,116)	-	-	-	71	-	(1,045)	-	-	-	(1,045)	-	-	-	-	(1,045)	(1,045)	0%
00	4893	Other Rev:Donations-Day w/Law	500	500	-	-	-	-	-	-	-	-	42	42	83	42	42	42	125	208	(292)	42%
00	4894	Other Rev:Fire Recovery	-	-	-	1,712	-	-	634	500	648	3,494	1,138	-	4,632	-	-	-	-	4,632	4,632	0%
00	4895	Other Rev: Admin Donation	-	-	-	-	-	83	-	-	83	-	-	-	83	-	-	-	-	83	83	0%
00	4897	Other Rev:DWG DPS Contributions	3,000	3,000	96	-	-	83	-	-	179	105	250	250	784	250	250	250	750	1,534	(1,466)	51%
00	4898	Other Rev:TC911 Reimbursement	-	-	-	-	-	-	-	-	-	-	-	-	-	-	-	-	-	-	-	0%
	Total Other Revenue		\$ 140,000	\$ 140,000	\$ 8,479	\$ 10,878	\$ 9,507	\$ 13,522	\$ 11,484	\$ 15,217	\$ 69,087	\$ 13,613	\$ 11,667	\$ 11,667	\$ 106,033	\$ 11,667	\$ 11,667	\$ 11,667	\$ 35,000	\$ 141,033	\$ 1,033	101%
00	4900	Transfer In	48,000	48,000	4,396	-	268	-	-	-	4,664	-	4,000	4,000	12,664	4,000	4,000	4,000	12,000	24,664	(23,336)	51%
00	4901	Transfer In: W/S Cost Recovery	83,903	83,903	6,692	6,692	6,692	6,692	6,692	6,692	40,152	6,692	6,692	6,692	60,227	6,692	6,692	6,692	20,076	80,303	(3,600)	96%
00	4952	Other Rev:Opioid Abatement	500	500	-	-	-	-	-	468	468	-	42	42	551	42	42	42	125	676	176	135%
00	4954	Other Rev:Prop/Liab Reimburse	2,000	2,000	-	-	-	-	-	1,368	1,368	-	167	167	1,701	167	167	167	500	2,201	201	110%
00	4955	Lease Proceeds	-	-	-	-	-	-	-	-	-	-	-	-	-	-	-	-	-	-	-	0%
00	4956	Other Rev: Theft Recovry	-	-	1,360	2,100	1,400	1,740	3,018	1,680	11,298	1,680	-	-	12,978	-	-	-	-	12,978	12,978	0%
00	4957	Other Rev: Tuition Recovery	-	-	-	-	-	-	-	-	-	421	-	-	421	-	-	-	-	-	-	0%
00	4960	Proceeds from Sale	10,000	10,000	-	-	-	-	-	-	-	-	833	833	1,667	833	833	833	2,500	4,167	(5,833)	42%
	Total Other Sources		\$ 144,403	\$ 144,403	\$ 12,448	\$ 8,792	\$ 8,360	\$ 8,432	\$ 9,710	\$ 10,208	\$ 57,950	\$ 8,792	\$ 11,734	\$ 11,734	\$ 90,209	\$ 11,734	\$ 11,734	\$ 11,734	\$ 35,201	\$ 124,989	\$ (19,414)	87%
	TOTAL REVENUES		\$ 4,205,654	\$ 4,205,654	\$ 162,420	\$ 296,717	\$ 708,480	\$ 1,287,076	\$ 421,607	\$ 472,933	\$ 3,349,232	\$ 152,342	\$ 330,421	\$ 330,421	\$ 4,162,416	\$ 330,421	\$ 330,421	\$ 330,421	\$ 991,264	\$ 5,153,259	\$ 947,605	123%
30	6000	Personnel:Salaries-Full Time	63,098	63,098	5,184	5,135	5,053	7,581	5,055	5,053	33,060	5,053	5,258	5,258	48,629	5,258	5,258	5,258	15,775	64,403	1,305	102%
30	6020	Personnel:Salaries-Overtime	664	664	-	3	-	-	3	6	12	-	55	55								

110 - GENERAL FUND

GENERAL FUND			2025-2026		OCT	NOV	DEC	JAN	FEB	MAR	OCT-MAR	APR	MAY	JUN	OCT-JUN	JUL	AUG	SEP	JUL-SEP	2025-2026			
Dept	Account NO.	Account Description	Original Budget	Amended Budget	Actual	Actual	Actual	Actual	Actual	Actual	6 months Actual	Actual	Projected	Projected	9 mths Actual	Projected	Projected	Projected	3 months Projected	YTD Actual + Projected	VARIANCE Actual + Projected vs Amended Budget	% of Amended Budget	
30	6027	Personnel:Pre-employment screening	-	-	-	-	-	-	-	-	-	-	-	-	-	-	-	-	-	-	-	0%	
30	6030	Personnel:FICA(SS) & MediCare	5,259	5,259	409	448	456	610	399	399	2,721	399	438	438	3,996	438	438	438	1,315	5,311	52	101%	
30	6031	Personnel: SUTA Taxes	117	117	-	-	-	-	-	113	113	-	10	10	132	10	10	10	29	162	45	138%	
30	6042	Personnel:ER-Life/AD&D Ins	45	45	4	4	7	-	7	-	22	7	4	4	37	4	4	4	11	49	4	108%	
30	6045	Personnel:TMRS	16,506	16,506	1,359	1,480	1,495	1,900	1,268	1,268	8,770	1,266	1,376	1,376	12,787	1,376	1,376	1,376	4,127	16,914	408	102%	
30	6046	Personnel:ER-LongTerm Disab	143	143	11	11	23	-	23	-	68	23	12	12	115	12	12	12	36	150	7	105%	
30	6047	Personnel:Employee Insurances	13,424	13,424	996	1,004	1,004	2,014	1,011	1,011	7,039	1,011	1,119	1,119	10,288	1,119	1,119	1,119	3,356	13,644	220	102%	
30	6048	Personnel:HSA/HRA	231	231	58	66	66	50	51	41	331	47	19	19	417	19	19	19	58	474	243	205%	
30	6049	Personnel:ER-ShortTerm Disab	135	135	11	11	22	-	22	-	66	22	11	11	110	11	11	11	34	144	9	107%	
Court Total Taxes & Benefits			\$ 35,860	\$ 35,860	\$ 2,848	\$ 3,024	\$ 3,073	\$ 4,574	\$ 2,780	\$ 2,832	\$ 19,130	\$ 2,775	\$ 2,988	\$ 2,988	\$ 27,882	\$ 2,988	\$ 2,988	\$ 2,988	\$ 8,965	\$ 36,847	\$ 987	103%	
30	6100	Training & Travel	4,795	4,795	-	-	-	891	-	175	1,066	-	400	400	1,865	400	400	400	1,199	3,064	(1,731)	64%	
Court Total Training & Travel			\$ 4,795	\$ 4,795	\$ -	\$ -	\$ -	\$ 891	\$ -	\$ 175	\$ 1,066	\$ -	\$ 400	\$ 400	\$ 1,865	\$ 400	\$ 400	\$ 400	\$ 1,199	\$ 3,064	\$ (1,731)	64%	
30	6215	Mat/Supplies: Office Supplies	-	-	-	-	-	-	-	-	-	-	-	-	-	-	-	-	-	-	-	0%	
30	6230	Mat/Supplies: Office Equipment	-	-	-	-	-	-	-	-	-	-	-	-	-	-	-	-	-	-	-	0%	
30	6235	Mat/Supplies:Record Management	400	400	-	-	-	-	-	-	-	-	33	33	67	33	33	33	100	167	(233)	42%	
30	6240	Mat/Supplies: Printing	4,740	4,740	-	-	-	-	-	-	-	-	395	395	790	395	395	395	1,185	1,975	(2,765)	42%	
30	6245	Mat/Supplies: Postage	-	-	-	-	-	-	-	-	-	-	-	-	-	-	-	-	-	-	-	0%	
30	6276	Mat/Supplies: Furnishings	-	-	-	-	-	-	-	-	-	-	-	-	-	-	-	-	-	-	-	0%	
30	6300	Mat/Supplies: Uniforms	-	-	-	-	-	-	-	-	-	-	-	-	-	-	-	-	-	-	-	0%	
Court Total Materials & Supplies			\$ 5,140	\$ 5,140	\$ -	\$ -	\$ -	\$ -	\$ -	\$ -	\$ -	\$ -	\$ 428	\$ 428	\$ 857	\$ 428	\$ 428	\$ 428	\$ 1,285	\$ 2,142	\$ (2,998)	42%	
30	6510	Utilities:Telephone	-	-	14	14	14	14	14	14	86	14.28	-	-	100	-	-	-	-	100	100	0%	
30	6511	Utilities: Mobile Data Terminal	-	-	10	10	10	10	10	10	62	10.31	-	-	72	-	-	-	-	-	-	0%	
Court Total Utilities			\$ -	\$ -	\$ 25	\$ 25	\$ 25	\$ 25	\$ 25	\$ 25	\$ 148	\$ 25	\$ -	\$ -	\$ 172	\$ -	\$ -	\$ -	\$ -	\$ -	\$ 100	\$ 100	0%
30	6810	Maintenance:Bldg/Grounds	-	-	-	-	-	-	-	-	-	-	-	-	-	-	-	-	-	-	-	0%	
Court Total Maintenance			\$ -	\$ -	\$ -	\$ -	\$ -	\$ -	\$ -	\$ -	\$ -	\$ -	\$ -	\$ -	\$ -	\$ -	\$ -	\$ -	\$ -	\$ -	\$ -	\$ -	0%
30	7000	Consultants:Municipal Judge	80,000	80,000	6,875	6,875	6,875	6,875	6,875	6,875	41,250	6,875	6,667	6,667	61,458	6,667	6,667	6,667	20,000	81,458	1,458	102%	
30	7010	Consultants:City Prosecutor	8,200	8,200	588	1,713	363	-	1,525	463	4,650	913	683	683	6,929	683	683	683	2,050	8,979	779	110%	
30	7015	Consultants:Legal-Regular	200	200	-	-	-	-	-	-	-	-	17	17	33	17	17	17	50	83	(117)	42%	
30	7095	Consultants:Other	1,000	1,000	30	14	12	29	84	44	211	47	83	83	425	83	83	83	250	675	(325)	68%	
Court Total Consultants			\$ 89,400	\$ 89,400	\$ 7,492	\$ 8,601	\$ 7,249	\$ 6,904	\$ 8,484	\$ 7,381	\$ 46,111	\$ 7,835	\$ 7,450	\$ 7,450	\$ 68,846	\$ 7,450	\$ 7,450	\$ 7,450	\$ 22,350	\$ 91,196	\$ 1,796	102%	
30	7225	Contractual:Credit CardProcess	10,500	10,500	2,019	1,768	1,627	2,118	2,357	2,411	12,299	2,126	875	875	16,175	875	875	875	2,625	18,800	8,300	179%	
30	7300	Contractual:Computer System	4,841	4,841	397	350	2,639	496	510	410	4,803	396	403	403	6,006	403	403	403	1,210	7,216	2,375	149%	
30	7415	Contractual:Contract Labor	-	-	-	-	-	-	-	-	-	-	-	-	-	-	-	-	-	-	-	0%	
Court Total Contractual			\$ 15,341	\$ 15,341	\$ 2,416	\$ 2,117	\$ 4,266	\$ 2,614	\$ 2,867	\$ 2,821	\$ 17,101	\$ 2,522	\$ 1,278	\$ 1,278	\$ 22,180	\$ 1,278	\$ 1,278	\$ 1,278	\$ 3,835	\$ 26,016	\$ 10,675	170%	
30	8010	Other:Membership&Dues	325	325	-	-	14	55	-	-	69	-	27	27	123	27	27	27	81	204	(121)	63%	
30	8070	Other:Miscellaneous	-	-	-	-	-	-	-	-	-	-	-	-	-	-	-	-	-	-	-	0%	
Court Total Other			\$ 325	\$ 325	\$ -	\$ -	\$ 14	\$ 55	\$ -	\$ -	\$ 69	\$ -	\$ 27	\$ 27	\$ 123	\$ 27	\$ 27	\$ 27	\$ 81	\$ 204	\$ (121)	63%	
30	9010	Capital Outlay:Computer/Off Eq	-	-	-	-	-	-	-	-	-	-	-	-	-	-	-	-	-	-	-	0%	
Court Total Capital Outlay			\$ -	\$ -	\$ -	\$ -	\$ -	\$ -	\$ -	\$ -	\$ -	\$ -	\$ -	\$ -	\$ -	\$ -	\$ -	\$ -	\$ -	\$ -	\$ -	\$ -	0%
Court TOTAL EXPENDITURES			\$ 221,928	\$ 221,928	\$ 18,431	\$ 19,921	\$ 20,843	\$ 23,343	\$ 19,679	\$ 18,757	\$ 120,974	\$ 18,675	\$ 18,494	\$ 18,494	\$ 176,637	\$ 18,494	\$ 18,494	\$ 18,494	\$ 55,482	\$ 232,047	\$ 10,119	105%	

110 - GENERAL FUND

GENERAL FUND			2025-2026		OCT	NOV	DEC	JAN	FEB	MAR	OCT-MAR	APR	MAY	JUN	OCT-JUN	JUL	AUG	SEP	JUL-SEP	2025-2026		
Dept	Account NO.	Account Description	Original Budget	Amended Budget	Actual	Actual	Actual	Actual	Actual	Actual	6 months Actual	Actual	Projected	Projected	9 mths Actual	Projected	Projected	Projected	3 months Projected	YTD Actual + Projected	VARIANCE Actual + Projected vs Amended Budget	% of Amended Budget
40	6000	Personnel:Salaries-Full Time	130,997	130,997	4,894	4,965	4,910	15,136	10,038	10,087	50,030	10,065	10,916	10,916	81,928	10,916	10,916	10,916	32,749	114,677	(16,320)	88%
40	6005	Personnel:Salaries-Part Time	-	-	-	-	-	-	-	-	-	-	-	-	-	-	-	-	-	-	-	0%
40	6020	Personnel:Salaries-Overtime	1,044	1,044	106	53	257	136	5	5	562	53	87	87	789	87	87	87	261	1,050	6	101%
40	6025	Personnel:Salaries-Sick Leave	1,296	1,296	-	-	-	-	-	-	-	-	108	108	216	108	108	108	324	540	(756)	42%
40	6036	Personnel:Supplements	11,820	11,820	203	203	203	304	203	203	1,318	203	985	985	3,491	985	985	985	2,955	6,446	(5,374)	55%
40	6050	Personnel:Service Pay:Longevit	22	22	-	34	-	-	-	-	34	-	2	2	38	2	2	2	5	43	21	197%
40	6051	Personnel:Discretionary Payroll	-	-	-	-	-	-	-	-	-	-	-	-	-	-	-	-	-	-	-	0%
Administratior Total Salaries & Wages			\$ 145,179	\$ 145,179	\$ 5,204	\$ 5,255	\$ 5,369	\$ 15,576	\$ 10,245	\$ 10,294	\$ 51,944	10,321	12,098	12,098	86,462	\$ 12,098	\$ 12,098	\$ 12,098	\$ 36,295	\$ 122,756	\$ (22,423)	85%
40	6027	Personnel:Pre-Employment Screening	-	-	-	-	-	-	-	-	-	-	-	-	-	-	-	-	-	-	-	0%
40	6030	Personnel:FICA(SS) & MediCare	10,743	10,743	385	389	398	1,178	769	772	3,891	775	895	895	6,456	895	895	895	2,686	9,142	(1,601)	85%
40	6031	Personnel: SUTA Taxes	158	158	40	-	-	-	-	231	271	-	13	13	297	13	13	13	40	337	179	213%
40	6042	Personnel:ER-Life/AD&D Ins	20	20	4	3	7	-	12	-	26	10	2	2	39	2	2	2	5	44	24	220%
40	6045	Personnel:TMRS	33,718	33,718	1,251	1,264	1,291	3,575	2,351	2,363	12,095	2,369	2,810	2,810	20,084	2,810	2,810	2,810	8,429	28,513	(5,205)	85%
40	6046	Personnel:ER-LongTerm Disab	56	56	11	10	20	-	49	-	89	39	5	5	138	5	5	5	14	152	96	271%
40	6047	Personnel:Employee Insurances	12,081	12,081	1,026	1,032	1,032	2,798	1,555	1,355	8,798	1,455	1,007	1,007	12,266	1,007	1,007	1,007	3,020	15,286	3,205	127%
40	6048	Personnel:HSA/HRA	155	155	25	26	26	99	102	64	343	78	13	13	447	13	13	13	39	486	331	313%
40	6049	Personnel:ER-ShortTerm Disab	66	66	12	11	22	0	39	-	83	33	6	6	128	6	6	6	17	144	78	218%
Administratior Total Taxes & Benefits			\$ 56,997	\$ 56,997	\$ 2,755	\$ 2,735	2,796	\$ 7,650	4,876	4,785	\$ 25,597	4,758	4,750	4,750	39,854	\$ 4,750	\$ 4,750	\$ 4,750	\$ 14,249	\$ 54,104	\$ (2,893)	95%
40	6100	Training & Travel	6,765	6,765	139	-	-	-	-	-	139	125	564	564	1,392	564	564	564	1,691	3,083	(3,682)	46%
Administratior Total Training & Travel			\$ 6,765	\$ 6,765	\$ 139	\$ -	-	\$ -	-	-	\$ 139	125	564	564	1,392	\$ 564	\$ 564	\$ 564	\$ 1,691	\$ 3,083	\$ (3,682)	46%
40	6205	Mat/Supplies: Legal Notices	800	800	9	50	75	17	-	-	151	12	67	67	296	67	67	67	200	496	(304)	62%
40	6210	Mat/Supplies: Election Expense	-	-	-	-	-	-	-	-	-	-	-	-	-	-	-	-	-	-	-	-
40	6215	Mat/Supplies: Office Supplies	3,290	3,290	-	269	420	49	679	-	1,418	-	274	274	1,966	274	274	274	823	2,788	(502)	85%
40	6216	Mat/Supplies: Facility Supplies	4,000	4,000	-	-	930	-	375	-	1,305	2,102	333	333	4,074	333	333	333	1,000	5,074	1,074	127%
40	6230	Mat/Supplies: Office Equipment	975	975	217	-	1,646	-	825	580	3,268	-	81	81	3,431	81	81	81	244	3,675	2,700	377%
40	6235	Mat/Supplies:Record Management	-	-	-	-	-	-	-	-	-	-	-	-	-	-	-	-	-	-	-	0%
40	6240	Mat/Supplies: Printing	4,000	4,000	(248)	473	538	-	538	-	1,302	540	333	333	2,509	333	333	333	1,000	3,509	(491)	88%
40	6245	Mat/Supplies: Postage	4,334	4,334	758	-	586	258	500	258	2,361	500	361	361	3,584	361	361	361	1,084	4,667	333	108%
40	6276	Mat/Supplies: Furnishings	350	350	-	-	-	-	-	-	-	-	29	29	58	29	29	29	88	146	(204)	42%
40	6300	Mat/Supplies: Uniforms	200	200	-	-	-	-	-	-	-	-	17	17	33	17	17	17	50	83	(117)	42%
40	6499	Mat/Supplies: Cost O/H Recovery	(7,000)	(7,000)	(400)	(198)	(774)	(123)	(941)	(343)	(2,779)	(1,014)	(583)	(583)	(4,959)	(583)	(583)	(583)	(1,750)	(6,709)	291	96%
Administratior Total Materials & Supplies			\$ 10,949	\$ 10,949	\$ 336	\$ 594	3,421	\$ 202	1,977	496	\$ 7,026	2,140	912	912	10,991	\$ 912	\$ 912	\$ 912	\$ 2,737	\$ 13,729	\$ 2,780	125%
40	6500	Utilities:Electricity	6,300	6,300	519	364	364	440	-	663	2,351	-	525	525	3,401	525	525	525	1,575	4,976	(1,324)	79%
40	6505	Utilities:Gas	1,600	1,600	106	106	149	221	275	163	1,022	125	133	133	1,414	133	133	133	400	1,814	214	113%
40	6510	Utilities:Telephone	13,000	13,000	989	989	989	989	989	989	5,931	989	1,083	1,083	9,087	1,083	1,083	1,083	3,250	12,337	(664)	95%
40	6515	Utilities:Water & Sewer	2,892	2,892	429	-	554	-	360	112	1,455	397	241	241	2,335	241	241	241	723	3,058	166	106%
40	6520	Utilities:Mobile Data Termin	750	750	45	45	45	25	14	14	189	14	63	63	328	63	63	63	188	516	(234)	69%
40	6599	Utilities:Cost O/H Recovery	(9,000)	(9,000)	(791)	(558)	(797)	(633)	(636)	(734)	(4,149)	(430)	(750)	(750)	(6,079)	(750)	(750)	(750)	(2,250)	(8,329)	671	93%
Administratior Total Utilities			\$ 15,542	\$ 15,542	\$ 1,297	\$ 946	1,304	\$ 1,042	1,002	1,208	\$ 6,799	1,095	1,295	1,295	10,485	\$ 1,295	\$ 1,295	\$ 1,295	\$ 3,885	\$ 14,370	\$ (1,172)	92%
40	6810	Maintenance:Bldg/Grounds	3,430	3,430	25	275	-	-	149	18	467	-	286	286	1,038	286	286	286	857	1,896	(1,534)	55%
40	6999	Maintenance:Cost O/H Recovery	(1,372)	(1,372)	-	(110)	-	-	59	-	(51)	-	(114)	(114)	(280)	(114)	(114)	(114)	(343)	(623)	749	45%
Administratior Total Maintenance			\$ 2,058	\$ 2,058	\$ 25	\$ 165	-	\$ -	208	18	\$ 416	-	172	172	759	\$ 172	\$ 172	\$ 172	\$ 515	\$ 1,273	\$ (785)	62%
40	7015	Consultants:Legal-Regular	54,900	54,900	(1,275)	4,613	3,773	4,176	2,091	4,396	17,774	6,080	4,575	4,575	33,003	4,575	4,575	4,575	13,725	46,728	(8,172)	85%
40	7025	Consultants:Auditor	12,036	12,036	-	-	-	-	-	8,000	8,000	(8,000)	1,003	1,003	2,006	1,003	1,003	1,003	3,009	5,015	(7,021)	42%
40	7030	Consultants:Engineer-Regular	1,500	1,500	-	-	-	-	-	-	-	-	125	125	250	125	125	125	375	625	(875)	42%
40	7045	Consultants:Engineer-Platting	10,000	10,000	5,928	-	7,135	1,410	12,060	(1,675)	24,858	12,995	833	833	39,519	833	833	833	2,500	42,019	32,019	420%
40	7095	Consultants:Other	14,000	14,000	1,180	1,000	1,000	1,000	1,000	1,000	6,180	-	1,167	1,167	8,513	1,167	1,167	1,167	3,500	12,013	(1,987)	86%
Administratior Total Consultants			\$ 92,436	\$ 92,436	\$ 5,833	\$ 5,613	11,908	\$ 6,586	15,151	11,721	\$ 56,811	11,075	7,703	7,703	83,292	\$ 7,703	\$ 7,703	\$ 7,703	\$ 23,109	\$ 106,401	\$ 13,965	115%

110 - GENERAL FUND

GENERAL FUND			2025-2026		OCT	NOV	DEC	JAN	FEB	MAR	OCT-MAR	APR	MAY	JUN	OCT-JUN	JUL	AUG	SEP	JUL-SEP	2025-2026		
Dept	Account NO.	Account Description	Original Budget	Amended Budget	Actual	Actual	Actual	Actual	Actual	Actual	6 months Actual	Actual	Projected	Projected	9 mths Actual	Projected	Projected	Projected	3 months Projected	YTD Actual + Projected	VARIANCE Actual + Projected vs Amended Budget	% of Amended Budget
40	7200	Contractual:Tax Collection	6,400	6,400	-	-	-	500	6,906	36	7,441	-	533	533	8,508	533	533	533	1,600	10,108	3,708	158%
40	7210	Contractual:Tarrant Appraisal	16,000	16,000	-	-	3,798	-	-	3,798	7,597	-	1,333	1,333	10,263	1,333	1,333	1,333	4,000	14,263	(1,737)	89%
40	7225	Contractual:Credit CardProcess	600	600	30	11	12	20	28	100	200	239	50	50	540	50	50	50	150	690	90	115%
40	7250	Contractual:Elections	4,000	4,000	-	-	-	-	-	-	-	1,858	333	333	2,525	333	333	333	1,000	3,525	(475)	88%
40	7300	Contractual:Computer System	68,000	68,000	19,744	(10,138)	19,864	3,892	3,508	3,279	40,149	3,560	5,667	5,667	55,042	5,667	5,667	5,667	17,000	72,042	4,042	106%
40	7301	Contractual:Shred Service	1,400	1,400	118	120	121	120	119	119	716	122	117	117	1,071	117	117	117	350	1,421	21	101%
40	7305	Contractual:Copy Machine	2,350	2,350	311	176	136	142	165	105	1,035	142	196	196	1,569	196	196	196	587	2,156	(194)	92%
40	7415	Contractual:Contract Labor	4,000	4,000	-	-	-	-	-	-	-	-	333	333	667	333	333	333	1,000	1,667	(2,333)	42%
40	7440	Contractual:Janitor Services	4,800	4,800	-	400	400	400	400	400	2,000	400	400	400	3,200	400	400	400	1,200	4,400	(400)	92%
40	7505	Contractual:Liability Insurance	19,450	19,450	5,178	-	-	4,981	-	-	10,159	4,649	1,621	1,621	18,050	1,621	1,621	1,621	4,862	22,912	3,462	118%
40	7508	Contractual:Website	1,750	1,750	-	-	-	-	-	-	-	1,090	146	146	1,381	146	146	146	437	1,819	69	104%
40	7510	Contractual:Worker's Compensation	1,275	1,275	332	-	-	(104)	-	-	228	332	106	106	773	106	106	106	319	1,092	(183)	86%
40	7699	Contractual:Cost O/H Recovery	(36,282)	(36,282)	(6,011)	(82)	(7,767)	(3,570)	(1,447)	(1,497)	(20,374)	(4,270)	(3,024)	(3,024)	(30,691)	(3,024)	(3,024)	(3,024)	(9,071)	(39,761)	(3,479)	110%
Administratior Total Contractual			\$ 93,743	\$ 93,743	\$ 19,703	\$ (9,513)	16,563	\$ 6,382	9,677	6,340	\$ 49,152	8,122	7,812	7,812	72,898	\$ 7,812	\$ 7,812	\$ 7,812	\$ 23,436	\$ 96,334	\$ 2,591	103%
40	8010	Other:Membership&Dues	4,997	4,997	760	755	547	1,633	4,278	99	8,071	155	416	416	9,059	416	416	416	1,249	10,308	5,311	206%
40	8020	Other:Meetings	1,400	1,400	-	-	-	-	-	-	-	-	117	117	233	117	117	117	350	583	(817)	42%
40	8022	Other: Special Events	2,100	2,100	-	114	153	-	-	-	267	-	175	175	617	175	175	175	525	1,142	(958)	54%
40	8023	Other:Employee Appreciation	1,100	1,100	-	-	-	-	-	-	-	484	92	92	668	92	92	92	275	943	(157)	86%
40	8024	Other:Condolence/Congratulation	1,000	1,000	-	-	-	200	-	-	200	163	83	83	529	83	83	83	250	779	(221)	78%
40	8025	Other: Mileage Reimbursement	-	-	-	-	-	-	-	-	-	-	-	-	-	-	-	-	-	-	-	-
40	8028	Other:Cell Phone Reimbursement	125	125	-	-	-	-	-	-	-	-	10	10	21	10	10	10	31	52	(73)	42%
40	8030	Other:Publications	-	-	-	-	-	-	-	-	-	-	-	-	-	-	-	-	-	-	-	0%
40	8040	Other:Bank Charges	2,000	2,000	161	-	156	167	156	155	794	315	-	-	1,110	-	-	-	-	1,110	(890)	55%
40	8070	Other:Miscellaneous	200	200	-	-	-	-	-	-	-	-	167	167	333	167	167	167	500	833	633	417%
40	8085	Other:Interest on Cash Deficit	9,500	9,500	4,115	1,580	521	56	-	-	6,272	317	17	17	6,622	17	17	17	50	6,672	(2,828)	70%
40	8090	Other:Lease Principal	3,633	3,633	311	312	313	315	316	317	1,884	318	792	792	3,785	792	792	792	2,375	6,160	2,527	170%
40	8091	Other:Lease Interest	279	279	15	14	13	11	10	9	72	8	303	303	686	303	303	303	908	1,594	1,315	571%
40	8100	Other:Cash-Short/Over	-	-	(5)	-	-	(1)	-	-	(6)	-	23	23	41	23	23	23	70	110	110	0%
40	8110	Other:Theft Charges	-	-	-	-	-	-	-	-	-	-	-	-	-	-	-	-	-	-	-	0%
40	8199	Other:Cost O/H Recovery	(3,854)	(3,854)	(394)	(432)	(130)	(276)	(354)	(170)	(1,757)	(144)	(321)	(321)	(2,544)	(321)	(321)	(321)	(964)	(3,507)	347	91%
Administratior Total Other			\$ 22,480	\$ 22,480	\$ 4,962	\$ 2,343	1,572	\$ 2,104	4,406	410	\$ 15,797	1,616	1,873	1,873	21,160	\$ 1,873	\$ 1,873	\$ 1,873	\$ 5,620	\$ 26,780	\$ 4,300	119%
40	9010	Capital Outlay:Computer/Off Eq	5,562	5,562	-	-	-	-	-	-	-	-	463	463	927	463	463	463	1,390	2,317	(3,245)	42%
Administratior Total Capital Outlay			\$ 5,562	\$ 5,562	\$ -	\$ -	\$ -	\$ -	\$ -	\$ -	\$ -	\$ -	463	463	927	\$ 463	\$ 463	\$ 463	\$ 1,390	\$ 2,317	\$ (3,245)	42%
AdministratioTOTAL EXPENDITURES			\$ 451,711	\$ 451,711	\$ 40,254	\$ 8,139	42,934	\$ 39,541	47,541	35,272	\$ 213,681	39,253	37,643	37,643	328,219	\$ 37,643	\$ 37,643	\$ 37,643	\$ 112,928	\$ 441,147	\$ (10,564)	98%

110 - GENERAL FUND

GENERAL FUND			2025-2026		OCT	NOV	DEC	JAN	FEB	MAR	OCT-MAR	APR	MAY	JUN	OCT-JUN	JUL	AUG	SEP	JUL-SEP	2025-2026		
Dept	Account NO.	Account Description	Original Budget	Amended Budget	Actual	Actual	Actual	Actual	Actual	Actual	6 months Actual	Actual	Projected	Projected	9 mths Actual	Projected	Projected	Projected	3 months Projected	YTD Actual + Projected	VARIANCE Actual + Projected vs Amended Budget	% of Amended Budget
50	6000	Personnel:Salaries-Full Time	810,388	810,388	62,382	72,551	72,318	96,410	67,725	65,534	436,920	67,571	67,532	67,532	639,555	67,532	67,532	67,532	202,597	842,152	31,764	104%
50	6005	Personnel:Salaries-Part Time	20,000	20,000	-	-	-	-	-	-	-	-	1,667	1,667	3,333	1,667	1,667	1,667	5,000	8,333	(11,667)	42%
50	6007	Personnel:Dispatch Part Time	31,742	31,742	776	705	1,784	2,049	1,349	1,450	8,113	750	2,645	2,645	14,153	2,645	2,645	2,645	7,936	22,088	(9,654)	70%
50	6008	Personnel:Dispatch Full Time	150,353	150,353	11,659	8,374	8,334	12,651	8,561	8,087	57,666	8,283	12,529	12,529	91,007	12,529	12,529	12,529	37,588	128,596	(21,757)	86%
50	6009	Personnel:Dispatch Overtime	37,242	37,242	3,306	1,625	2,680	2,521	1,723	2,125	13,980	2,575	3,104	3,104	22,762	3,104	3,104	3,104	9,311	32,072	(5,170)	86%
50	6010	Personnel:Salaries X'ing Guard	14,000	14,000	1,190	1,260	994	1,218	1,078	1,022	6,762	1,225	1,167	1,167	10,320	1,167	1,167	1,167	3,500	13,820	(180)	99%
50	6020	Personnel:Salaries-Overtime	122,588	122,588	8,940	12,833	9,743	10,444	6,473	7,056	55,489	9,125	10,216	10,216	85,045	10,216	10,216	10,216	30,647	115,692	(6,896)	94%
50	6025	Personnel:Salaries-Sick Leave	17,374	17,374	-	-	17,217	-	-	-	17,217	-	1,448	1,448	20,113	1,448	1,448	1,448	4,343	24,456	7,082	141%
50	6035	Personnel:Training Pay	-	-	80	130	70	-	200	140	620	145	-	-	765	-	-	-	-	765	765	0%
50	6036	Personnel:Supplements	36,590	36,590	3,014	2,815	2,918	4,377	2,918	2,918	18,959	2,918	3,049	3,049	27,975	3,049	3,049	3,049	9,148	37,123	533	101%
50	6050	Personnel:Service Pay:Longevit	6,859	6,859	-	7,546	-	(80)	-	-	7,466	-	572	572	1,715	572	572	572	1,715	10,323	3,464	151%
50	6051	Personnel:Discretionary Payroll	-	-	-	-	-	-	-	-	-	-	-	-	-	-	-	-	-	-	-	0%
Police	Total Salaries & Wages		\$ 1,247,136	\$ 1,247,136	\$ 91,347	\$ 107,838	116,058	\$ 129,589	90,028	88,330	\$ 623,190	92,592	103,928	103,928	923,638	\$ 103,928	\$ 103,928	\$ 103,928	\$ 311,784	\$ 1,235,422	\$ (11,714)	99%
50	6027	Personnel:Pre-employment screening	1,500	1,500	275	275	-	-	460	-	1,010	-	125	125	1,260	125	125	125	375	1,635	135	109%
50	6028	Personnel:Recruiting Costs	-	-	-	-	-	-	-	-	-	-	-	-	-	-	-	-	-	-	-	0%
50	6030	Personnel:FICA(SS) & MediCare	92,288	92,288	6,551	7,805	8,449	8,694	6,465	6,373	44,337	6,615	7,691	7,691	66,333	7,691	7,691	7,691	23,072	89,405	(2,883)	97%
50	6031	Personnel: SUTA Taxes	2,206	2,206	60	-	67	-	-	2,241	2,369	-	184	184	2,736	184	184	184	551	3,288	1,082	149%
50	6042	Personnel:ER-Life/AD&D Ins	732	732	61	46	102	-	102	-	311	102	61	61	535	61	61	61	183	718	(14)	98%
50	6045	Personnel:TMRS	274,379	274,379	21,762	25,463	27,244	28,121	20,104	19,688	142,382	20,797	22,865	22,865	208,909	22,865	22,865	22,865	68,595	277,504	3,125	101%
50	6046	Personnel:ER-LongTerm Disab	2,070	2,070	191	149	331	-	301	-	971	310	173	173	1,626	173	173	173	518	2,144	74	104%
50	6047	Personnel:Employee Insurances	184,888	184,888	15,726	16,762	15,699	34,611	17,362	15,016	115,176	15,016	15,407	15,407	161,007	15,407	15,407	15,407	46,222	207,229	22,341	112%
50	6048	Personnel:HSA/HRA	20,725	20,725	1,417	1,483	1,413	596	1,095	989	6,992	1,095	999	999	11,445	1,727	1,727	1,727	5,181	16,627	(4,098)	80%
50	6049	Personnel:ER-ShortTerm Disab	2,058	2,058	197	148	333	-	333	-	1,011	334	172	172	1,688	172	172	172	515	2,203	145	107%
Police	Total Taxes & Benefits		\$ 580,846	\$ 580,846	\$ 46,239	\$ 52,131	53,638	\$ 72,023	46,222	44,308	\$ 314,560	44,173	48,404	48,404	455,540	\$ 48,404	\$ 48,404	\$ 48,404	\$ 145,211	\$ 600,752	\$ 19,906	957%
50	6100	Training & Travel	38,526	38,526	2	36	861	1,616	87	1,768	4,371	730	3,211	3,211	11,522	3,211	3,211	3,211	9,632	21,153	(17,373)	55%
50	6105	Training:Personnel Firearms/Ammo	26,904	26,904	1,065	-	-	-	-	-	1,065	-	2,242	2,242	5,549	2,242	2,242	2,242	6,726	12,275	(14,629)	46%
50	6110	Training:Firearms/Range	3,145	3,145	2,335	-	-	-	-	-	2,335	101	262	262	2,960	262	262	262	786	3,746	601	119%
50	6120	Training & Travel - Immunizati	-	-	-	-	-	-	-	24	24	-	-	-	24	-	-	-	-	24	24	0%
Police	Total Training & Travel		\$ 68,575	\$ 68,575	\$ 3,402	\$ 36	861	\$ 1,616	87	1,792	\$ 7,795	831	5,715	5,715	20,055	\$ 5,715	\$ 5,715	\$ 5,715	\$ 17,144	\$ 37,199	\$ (31,376)	54%
50	6215	Mat/Supplies: Office Supplies	3,088	3,088	125	21	-	510	85	164	905	34	257	257	1,453	257	257	257	772	2,225	(863)	72%
50	6216	Mat/Supplies: Facility Supplies	700	700	493	52	182	282	542	345	1,896	220	58	58	2,233	58	58	58	175	2,408	1,708	344%
50	6230	Mat/Supplies: Office Equipment	2,785	2,785	9	-	340	(302)	832	-	878	-	232	232	1,343	232	232	232	696	2,039	(746)	73%
50	6240	Mat/Supplies: Printing	1,750	1,750	-	180	199	-	-	-	379	-	146	146	671	146	146	146	437	1,108	(642)	63%
50	6245	Mat/Supplies: Postage	280	280	-	-	-	-	-	24	24	-	23	23	70	23	23	23	70	140	(140)	50%
50	6250	Mat/Supplies: PSO Supplies	1,948	1,948	-	-	-	437	160	-	597	-	162	162	921	162	162	162	487	1,408	(540)	72%
50	6260	Mat/Sup:DWG Prisoner Food	300	300	-	-	-	-	119	16	135	-	25	25	185	25	25	25	75	260	(40)	87%
50	6265	Mat/Supplies:Prisoner Supplies	400	400	-	-	-	-	129	-	129	308	33	33	503	33	33	33	100	603	203	151%
50	6270	Mat/Supplies:Emergency Equip	17,785	17,785	27	-	(1,200)	-	142	-	(1,031)	-	1,482	1,482	1,933	1,482	1,482	1,482	4,446	6,379	(11,406)	36%
50	6275	Mat/Supplies:Equipment	4,531	4,531	-	-	-	-	-	-	-	-	378	378	755	378	378	378	1,133	1,888	(2,644)	42%
50	6276	Mat/Supplies: Furnishings	1,680	1,680	-	-	-	-	-	-	-	140	140	140	280	140	140	140	420	700	(980)	42%
50	6300	Mat/Supplies: Uniforms	5,600	5,600	304	395	361	758	1,107	764	3,688	877	467	467	5,499	467	467	467	1,400	6,899	1,299	123%
50	6305	Mat/Supplies:Uniform Cleaning	1,000	1,000	-	-	-	-	-	-	-	-	83	83	167	83	83	83	250	417	(583)	42%
50	6350	Mat/Supplies: Fuel	47,500	47,500	3,604	2,947	3,212	3,243	2,824	2,996	18,826	4,891	3,958	3,958	31,634	3,958	3,958	3,958	11,875	43,509	(3,991)	92%
Police	Total Materials & Supplies		\$ 89,347	\$ 89,347	\$ 4,561	\$ 3,594	3,095	\$ 4,927	5,940	4,308	\$ 26,425	6,330	7,445	7,445	47,647	\$ 7,445	\$ 7,445	\$ 7,445	\$ 22,336	\$ 69,983	\$ (19,364)	78%

110 - GENERAL FUND

GENERAL FUND			2025-2026		OCT	NOV	DEC	JAN	FEB	MAR	OCT-MAR	APR	MAY	JUN	OCT-JUN	JUL	AUG	SEP	JUL-SEP	2025-2026		
Dept	Account NO.	Account Description	Original Budget	Amended Budget	Actual	Actual	Actual	Actual	Actual	Actual	6 months Actual	Actual	Projected	Projected	9 mths Actual	Projected	Projected	Projected	3 months Projected	YTD Actual + Projected	VARIANCE Actual + Projected vs Amended Budget	% of Amended Budget
50	6500	Utilities:Electricity	10,868	10,868	1,057	721	721	797	-	1,577	4,873	-	906	906	6,684	906	906	906	2,717	9,401	(1,467)	87%
50	6505	Utilities:Gas	1,512	1,512	70	111	123	250	269	105	928	98	126	126	1,278	126	126	126	378	1,656	144	110%
50	6510	Utilities:Telephone	1,038	1,038	91	91	91	91	91	91	546	91	87	87	809	87	87	87	260	1,069	31	103%
50	6515	Utilities:Water & Sewer	3,277	3,277	316	-	346	-	320	142	1,124	168	273	273	1,838	273	273	273	819	2,657	(620)	81%
50	6520	Utilities:Mobile Data Termin	3,894	3,894	343	343	343	313	312	312	1,967	312	325	325	2,928	325	325	325	974	3,901	7	100%
50	6525	Utilities:Cable	475	475	41	41	41	41	44	44	254	44	40	40	378	40	40	40	119	497	22	105%
Police	Total Utilities		\$ 21,064	\$ 21,064	\$ 1,919	\$ 1,308	1,666	\$ 1,492	1,036	2,271	\$ 9,691	713	1,755	1,755	13,915	\$ 1,755	\$ 1,755	\$ 1,755	\$ 5,266	\$ 19,181	\$ (1,883)	585%
50	6805	Maintenance:Vehicles	35,132	35,132	861	2,767	616	1,439	5,061	1,122	11,865	1,422	2,928	2,928	19,142	2,928	2,928	2,928	8,783	27,925	(7,207)	79%
50	6810	Maintenance:Bldg/Grounds	4,000	4,000	-	837	-	356	2,419	2,000	5,612	-	333	333	6,279	333	333	333	1,000	7,279	3,279	182%
50	6812	Maintenance:Dispatch/Jail	-	-	-	-	-	-	-	-	-	-	-	-	-	-	-	-	-	-	-	0%
50	6830	Maintenance:Police Eqpt	2,000	2,000	-	-	-	-	-	-	-	-	167	167	333	167	167	167	500	833	(1,167)	42%
Police	Total Maintenance		\$ 41,132	\$ 41,132	\$ 861	\$ 3,604	616	\$ 1,795	7,480	3,122	\$ 17,477	1,422	3,428	3,428	25,754	\$ 3,428	\$ 3,428	\$ 3,428	\$ 10,283	\$ 36,037	\$ (5,095)	88%
50	7015	Consultants:Legal-Regular	2,500	2,500	510	190	-	4,281	(597)	404	4,788	824	208	208	6,028	208	208	208	625	6,653	4,153	266%
50	7095	Consultants:Other	5,000	5,000	-	300	110	830	1,150	1,220	3,610	-	417	417	4,443	417	417	417	1,250	5,693	693	114%
Police	Total Consultants		\$ 7,500	\$ 7,500	\$ 510	\$ 490	110	\$ 5,111	553	1,624	\$ 8,398	824	625	625	10,472	\$ 625	\$ 625	\$ 625	\$ 1,875	\$ 12,347	\$ 4,847	165%
50	7300	Contractual:Computer System	-	-	20,809	2,575	5,628	3,765	4,119	2,968	39,864	1,554	-	-	41,417	-	-	-	-	41,417	41,417	0%
50	7305	Contractual:Copy Machine	680	680	33	30	6	37	44	-	150	74	57	57	337	57	57	57	170	507	(173)	75%
50	7310	Contractual:Arlington Air Time	16,282	16,282	778	742	742	742	742	742	4,488	742	1,357	1,357	7,944	1,357	1,357	1,357	4,070	12,014	(4,268)	74%
50	7315	Contractual:Medical Director	-	-	-	-	2,000	-	-	-	2,000	-	-	-	2,000	-	-	-	-	2,000	2,000	0%
50	7320	Contractual:Comm Radio	11,907	11,907	972	972	1,944	-	972	972	5,832	1,944	992	992	9,761	992	992	992	2,977	12,737	830	107%
50	7440	Contractual:Janitor Services	4,752	4,752	-	396	396	396	396	396	1,980	396	396	396	3,168	396	396	396	1,188	4,356	(396)	92%
50	7505	Contractual:Liability Insurance	47,971	47,971	9,998	-	-	21,623	-	-	31,621	12,983	3,998	3,998	52,599	3,998	3,998	3,998	11,993	64,592	16,621	135%
50	7510	Contractual:Worker's Compensation	33,245	33,245	8,641	-	-	(2,598)	-	-	6,043	8,641	2,770	2,770	20,224	2,770	2,770	2,770	8,311	28,536	(4,709)	86%
Police	Total Contractual		\$ 114,837	\$ 114,837	\$ 41,231	\$ 4,715	10,716	\$ 23,966	6,272	5,078	\$ 91,978	26,333	9,570	9,570	137,450	\$ 9,570	\$ 9,570	\$ 9,570	\$ 28,709	\$ 166,160	\$ 51,323	145%
50	8010	Other:Membership&Dues	2,041	2,041	430	-	990	591	-	24	2,035	-	170	170	2,375	170	170	170	510	2,886	845	141%
50	8020	Other:Meetings	-	-	-	-	-	-	-	-	-	-	-	-	-	-	-	-	-	170	170	0%
50	8021	Other: Annual Awards Banquet	2,500	2,500	-	553	1,877	-	-	-	2,430	-	208	208	2,847	208	208	208	625	3,263	763	131%
50	8022	Other: Special Events	1,500	1,500	2,178	62	702	78	-	-	3,020	-	125	125	3,270	125	125	125	375	3,645	2,145	243%
50	8070	Other:Miscellaneous	10,300	10,300	6,818	(3,248)	-	-	-	-	3,570	-	858	858	5,287	858	858	858	2,575	7,862	(2,438)	76%
50	8072	Other:Radio T1 Line	8,739	8,739	811	811	811	811	811	811	4,868	811	728	728	7,136	728	728	728	2,185	9,321	582	107%
50	8079	Other:Day with the Law	21,530	21,530	-	-	-	-	-	-	-	-	1,794	1,794	3,588	1,794	1,794	1,794	5,383	8,971	(12,559)	42%
50	8090	Other:Lease Principal	4,872	4,872	166	166	62	167	168	283	1,012	170	406	406	1,993	406	406	406	1,218	3,211	(1,661)	66%
50	8091	Other:Lease Interest	400	400	35	34	201	34	33	32	369	31	33	33	467	33	33	33	100	567	167	142%
Police	Total Other		\$ 51,882	\$ 51,882	\$ 10,437	\$ (1,621)	4,643	\$ 1,682	1,012	1,151	\$ 17,304	1,012	4,323	4,323	26,963	\$ 4,323	\$ 4,323	\$ 4,323	\$ 12,970	\$ 39,895	\$ (11,987)	77%
50	9010	Capital Outlay:Computer/Off Eq	14,080	14,080	-	-	-	-	-	-	-	-	1,173	1,173	2,347	1,173	1,173	1,173	3,520	5,867	(8,213)	42%
50	9100	Capital Outlay: Vehicle	43,000	43,000	-	-	-	-	-	-	-	-	3,583	3,583	7,167	3,583	3,583	3,583	10,750	17,917	(25,083)	42%
50	9105	Capital Outlay:DPS Equipment	-	-	-	-	-	-	-	-	-	-	-	-	-	-	-	-	-	-	-	0%
50	9400	Capital Outlay:Leases	-	-	-	-	-	-	-	-	-	-	-	-	-	-	-	-	-	-	-	0%
Police	Total Capital Outlay		\$ 57,080	\$ 57,080	\$ -	\$ -	-	\$ -	-	-	\$ -	-	4,757	4,757	9,513	\$ 4,757	\$ 4,757	\$ 4,757	\$ 14,270	\$ 23,783	\$ (33,297)	83%
Police	TOTAL EXPENDITURES		\$ 2,279,399	\$ 2,279,399	\$ 200,507	\$ 172,094	191,402	\$ 242,199	158,631	151,984	\$ 1,116,818	174,231	189,950	189,950	1,670,948	\$ 189,950	\$ 189,950	\$ 189,950	\$ 569,849	\$ 2,240,758	\$ (38,641)	98%

110 - GENERAL FUND

GENERAL FUND			2025-2026		OCT	NOV	DEC	JAN	FEB	MAR	OCT-MAR	APR	MAY	JUN	OCT-JUN	JUL	AUG	SEP	JUL-SEP	2025-2026		
Dept	Account NO.	Account Description	Original Budget	Amended Budget	Actual	Actual	Actual	Actual	Actual	Actual	6 months Actual	Actual	Projected	Projected	9 mths Actual	Projected	Projected	Projected	3 months Projected	YTD Actual + Projected	VARIANCE Actual + Projected vs Amended Budget	% of Amended Budget
55	6000	Personnel:Salaries-Full Time	148,779	148,779	9,695	10,597	10,751	16,845	10,308	10,008	68,204	10,594	12,398	12,398	103,594	12,398	12,398	12,398	37,195	140,789	(7,990)	95%
55	6005	Personnel:Salaries-Part Time	28,000	28,000	2,214	2,714	3,269	4,545	3,081	2,720	18,542	1,414	2,333	2,333	24,622	2,333	2,333	2,333	7,000	31,622	3,622	113%
55	6007	Personnel:Dispatch Part Time	5,000	5,000	194	50	616	191	96	-	1,147	-	417	417	1,981	417	417	417	1,250	3,231	(1,769)	65%
55	6008	Personnel:Dispatch Full Time	35,930	35,930	2,915	2,094	2,083	3,163	2,140	2,022	14,416	2,071	2,994	2,994	22,475	2,994	2,994	2,994	8,983	31,458	(4,472)	88%
55	6009	Personnel:Dispatch Overtime	9,311	9,311	826	406	670	630	431	531	3,495	644	776	776	5,691	776	776	776	2,328	8,018	(1,293)	86%
55	6020	Personnel:Salaries-Overtime	8,247	8,247	-	735	500	371	-	128	1,734	143	687	687	3,252	687	687	687	2,062	5,314	(2,933)	64%
55	6025	Personnel:Salaries-Sick Leave	705	705	-	-	927	-	-	-	927	-	59	59	1,044	59	59	59	176	1,221	516	173%
55	6032	Personnel:Vol FirePrognIncentive	-	-	-	-	-	-	-	-	-	-	-	-	-	-	-	-	-	-	-	0%
55	6036	Personnel:Supplements	143,555	143,555	11,061	11,029	11,029	16,543	11,029	11,213	71,903	11,152	11,963	11,963	106,981	11,963	11,963	11,963	35,889	142,870	(685)	100%
55	6050	Personnel:Service Pay:Longevit	665	665	-	566	-	-	-	-	566	-	55	55	677	55	55	55	166	844	179	127%
FF	Total Salaries & Wages		\$ 380,192	\$ 380,192	\$ 26,906	\$ 28,190	\$ 29,845	\$ 42,287	\$ 27,085	\$ 26,621	\$ 180,935	\$ 26,017	\$ 31,683	\$ 31,683	\$ 270,317	\$ 31,683	\$ 31,683	\$ 31,683	\$ 95,048	\$ 365,365	\$ (14,827)	96%
55	6027	Personnel:Pre-employment screening	-	-	-	-	-	-	-	-	-	-	-	-	-	-	-	-	-	-	-	0%
55	6030	Personnel:FICA(SS) & MediCare	28,134	28,134	2,017	2,116	2,244	3,198	2,031	1,997	13,603	1,946	2,345	2,345	20,238	2,345	2,345	2,345	7,034	27,271	(863)	97%
55	6031	Personnel: SUTA Taxes	614	614	58	-	61	-	-	852	971	-	51	51	1,073	51	51	51	154	1,227	613	200%
55	6042	Personnel:ER-Life/AD&D Ins	191	191	5	10	20	-	20	-	55	20	16	16	107	16	16	16	48	154	(37)	81%
55	6045	Personnel:TMRS	80,635	80,635	5,892	6,115	6,243	8,618	5,487	5,457	37,812	5,646	6,720	6,720	56,898	6,720	6,720	6,720	20,159	77,057	(3,578)	96%
55	6046	Personnel:ER-LongTerm Disab	462	462	13	26	51	-	36	-	126	41	39	39	244	39	39	39	116	360	(102)	78%
55	6047	Personnel:Employee Insurances	4,821	4,821	574	423	423	807	419	419	3,066	419	402	402	4,288	402	402	402	1,205	5,493	672	114%
55	6048	Personnel:HSA/HRA	372	372	149	132	126	60	60	65	592	87	31	31	741	31	31	31	93	834	462	224%
55	6049	Personnel:ER-ShortTerm Disab	530	530	15	29	58	-	41	-	143	47	44	44	278	44	44	44	133	411	(119)	78%
FF	Total Taxes & Benefits		\$ 115,759	\$ 115,759	\$ 8,723	\$ 8,850	\$ 9,227	\$ 12,684	\$ 8,093	\$ 8,790	\$ 56,368	\$ 8,206	\$ 9,647	\$ 9,647	\$ 83,867	\$ 9,647	\$ 9,647	\$ 9,647	\$ 28,940	\$ 112,806	\$ (2,953)	97%
55	6100	Training & Travel	34,340	34,340	-	399	64	-	-	1,831	2,294	26	2,862	2,862	8,043	2,862	2,862	2,862	8,585	16,628	(17,712)	48%
55	6120	Training & Travel - Immunizati	-	-	-	-	-	-	-	-	-	-	-	-	-	-	-	-	-	-	-	0%
FF	Total Training & Travel		\$ 34,340	\$ 34,340	\$ -	\$ 399	\$ 64	\$ -	\$ -	\$ 1,831	\$ 2,294	\$ 26	\$ 2,862	\$ 2,862	\$ 8,043	\$ 2,862	\$ 2,862	\$ 2,862	\$ 8,585	\$ 16,628	\$ (17,712)	48%
55	6215	Mat/Supplies: Office Supplies	1,873	1,873	53	-	-	24	-	41	119	8	156	156	439	156	156	156	468	907	(966)	48%
55	6216	Mat/Supplies: Facility Supplies	400	400	34	206	44	70	164	81	601	26	33	33	693	33	33	33	100	793	393	198%
55	6230	Mat/Supplies: Office Equipment	1,065	1,065	2	-	10	-	165	-	177	-	89	89	354	89	89	89	266	620	(445)	58%
55	6240	Mat/Supplies: Printing	800	800	-	-	-	-	-	-	-	-	67	67	133	67	67	67	200	333	(467)	42%
55	6245	Mat/Supplies: Postage	120	120	-	-	-	-	-	-	-	-	10	10	20	10	10	10	30	50	(70)	42%
55	6250	Mat/Supplies: FF Supplies	6,540	6,540	212	704	50	42	142	560	1,710	1,007	545	545	3,806	545	545	545	1,635	5,441	(1,099)	83%
55	6255	Mat/Supplies: Fire Recov Purch	-	-	-	-	-	-	-	-	-	-	-	-	-	-	-	-	-	-	-	0%
55	6270	Mat/Supplies:Emergency Equip	8,101	8,101	584	1,560	200	-	-	50	2,394	1,023	675	675	4,767	675	675	675	2,025	6,792	(1,309)	84%
55	6275	Mat/Supplies:Equipment	5,549	5,549	-	-	-	-	-	-	-	-	462	462	925	462	462	462	1,387	2,312	(3,237)	42%
55	6276	Mat/Supplies: Furnishings	700	700	-	-	-	-	-	-	-	-	58	58	117	58	58	58	175	292	(408)	42%
55	6300	Mat/Supplies: Uniforms	21,880	21,880	584	-	-	-	-	20	604	240	1,823	1,823	4,490	1,823	1,823	1,823	5,470	9,960	(11,920)	46%
55	6305	Mat/Supplies:Uniform Cleaning	2,025	2,025	(1,338)	-	-	-	-	678	(660)	-	169	169	(323)	169	169	169	506	183	(1,842)	9%
55	6350	Mat/Supplies: Fuel	4,080	4,080	232	311	219	350	154	218	1,484	261	340	340	2,425	340	340	340	1,020	3,445	(635)	84%
FF	Total Materials & Supplies		\$ 53,133	\$ 53,133	\$ 363	\$ 2,781	\$ 523	\$ 487	\$ 626	\$ 1,648	\$ 6,427	\$ 2,565	\$ 4,428	\$ 4,428	\$ 17,848	\$ 4,428	\$ 4,428	\$ 4,428	\$ 13,283	\$ 31,131	\$ (22,002)	59%
55	6500	Utilities:Electricity	2,329	2,329	226	155	155	171	-	338	1,044	-	194	194	1,432	194	194	194	582	2,015	(314)	86%
55	6505	Utilities:Gas	324	324	15	24	26	53	58	22	199	21	27	27	274	27	27	27	81	355	31	110%
55	6510	Utilities:Telephone	1,038	1,038	67	67	67	67	67	67	403	67	87	87	643	87	87	87	260	902	(136)	87%
55	6515	Utilities:Water & Sewer	702	702	68	-	74	-	69	30	241	36	59	59	394	59	59	59	176	569	(133)	81%
55	6520	Utilities:Mobile Data Termin	1,500	1,500	127	127	136	220	220	220	1,050	220	125	125	1,521	125	125	125	375	1,896	396	126%
55	6525	Utilities:Cable	475	475	41	41	41	41	44	44	254	44	40	40	378	40	40	40	119	497	22	105%
FF	Total Utilities		\$ 6,368	\$ 6,368	\$ 544	\$ 413	\$ 500	\$ 553	\$ 458	\$ 723	\$ 3,191	\$ 389	\$ 531	\$ 531	\$ 4,641	\$ 531	\$ 531	\$ 531	\$ 1,592	\$ 6,233	\$ (135)	98%

110 - GENERAL FUND

GENERAL FUND			2025-2026		OCT	NOV	DEC	JAN	FEB	MAR	OCT-MAR	APR	MAY	JUN	OCT-JUN	JUL	AUG	SEP	JUL-SEP	2025-2026		
Dept	Account NO.	Account Description	Original Budget	Amended Budget	Actual	Actual	Actual	Actual	Actual	Actual	6 months Actual	Actual	Projected	Projected	9 mths Actual	Projected	Projected	Projected	3 months Projected	YTD Actual + Projected	VARIANCE Actual + Projected vs Amended Budget	% of Amended Budget
55	6805	Maintenance:Vehicles	28,900	28,900	42	1,556	1,386	694	616	-	4,294	-	2,408	2,408	9,110	2,408	2,408	2,408	7,225	16,335	(12,565)	57%
55	6810	Maintenance:Bldg/Grounds	1,000	1,000	-	44	-	-	-	500	544	-	83	83	711	83	83	83	250	961	(39)	96%
55	6825	Maintenance:Equipment	-	-	-	-	-	-	-	-	-	-	-	-	-	-	-	-	-	-	-	0%
55	6831	Maintenance:FF Equipment	15,300	15,300	245	-	-	245	786	-	1,276	245	1,275	1,275	4,071	1,275	1,275	1,275	3,825	7,896	(7,404)	52%
55	6836	Maintenance:Other	-	-	-	-	-	-	-	-	-	-	-	-	-	-	-	-	-	-	-	0%
FF		Total Maintenance	\$ 45,200	\$ 45,200	\$ 287	\$ 1,600	1,386	\$ 939	1,402	500	\$ 6,114	245	3,767	3,767	13,892	\$ 3,767	\$ 3,767	\$ 3,767	\$ 11,300	\$ 25,192	\$ (20,008)	56%
55	7015	Consultants:Legal-Regular	1,200	1,200	-	-	-	-	-	-	-	-	100	100	200	100	100	100	300	500	(700)	42%
55	7095	Consultants:Other	-	-	-	-	-	-	-	-	-	-	-	-	-	-	-	-	-	-	-	0%
FF		Total Consultants	\$ 1,200	\$ 1,200	\$ -	\$ -	-	\$ -	-	-	\$ -	-	100	100	200	\$ 100	\$ 100	\$ 100	\$ 300	\$ 500	\$ (700)	42%
55	7300	Contractual:Computer System	3,520	3,520	1,179	1,321	1,429	1,805	2,120	1,053	8,908	933	293	293	10,428	293	293	293	880	11,308	7,788	321%
55	7305	Contractual:Copy Machine	170	170	8	7	1	9	11	29	66	19	14	14	113	14	14	14	43	155	(15)	91%
55	7310	Contractual:Arlington Air Time	3,254	3,254	778	742	742	742	742	742	4,488	742	271	271	5,772	271	271	271	814	6,586	3,332	202%
55	7315	Contractual:Medical Director	2,000	2,000	-	-	2,000	-	-	-	2,000	-	167	167	2,333	167	167	167	500	2,833	833	142%
55	7320	Contractual:Comm Radio	11,907	11,907	972	972	1,944	-	972	972	5,832	1,944	992	992	9,761	992	992	992	2,977	12,737	830	107%
55	7325	Contractual: Arl Fire Protect	15,000	15,000	-	-	-	-	-	-	-	-	1,250	1,250	-	1,250	1,250	1,250	-	-	-	-
55	7440	Contractual:Janitor Services	1,188	1,188	-	99	99	99	99	99	495	99	99	99	792	99	99	99	297	1,089	(99)	92%
55	7505	Contractual:Liability Insurance	8,385	8,385	2,648	-	-	4,120	-	-	6,768	2,648	699	699	10,814	699	699	699	2,096	12,910	4,525	154%
55	7510	Contractual:Worker's Compensation	6,230	6,230	1,471	-	-	(457)	-	-	1,015	1,471	519	519	3,524	519	519	519	1,558	5,082	(1,148)	82%
FF		Total Contractual	\$ 51,654	\$ 51,654	\$ 7,057	\$ 3,141	6,216	\$ 6,318	3,944	2,895	\$ 29,572	7,857	4,305	4,305	43,537	\$ 4,305	\$ 4,305	\$ 4,305	\$ 9,164	\$ 52,701	\$ 16,047	102%
55	8010	Other:Membership&Dues	1,000	1,000	1,799	-	(250)	305	19	6	1,880	-	83	83	2,046	83	83	83	250	2,296	1,296	230%
55	8020	Other:Meetings	-	-	-	-	-	-	-	-	-	-	-	-	-	-	-	-	-	-	-	0%
55	8021	Other: Annual Awards Banquet	2,500	2,500	-	405	1,877	-	-	-	2,283	-	208	208	2,700	208	208	208	625	3,324	824	133%
55	8070	Other:Miscellaneous	10,100	10,100	6,818	(3,248)	-	-	-	-	3,570	-	842	842	5,253	842	842	842	2,525	7,778	(2,322)	77%
55	8072	Other:Radio T1 Line	9,500	9,500	811	811	811	811	811	811	4,868	811	792	792	7,263	792	792	792	2,375	9,638	138	101%
55	8082	Other:FireRecoveryEquipPurchas	-	-	-	-	-	-	-	-	-	-	-	-	-	-	-	-	-	-	-	0%
55	8087	Other:Capital Lease-Fire Truck	48,431	48,431	-	-	-	49,608	-	-	49,608	-	4,036	4,036	57,680	4,036	4,036	4,036	12,108	69,788	21,357	144%
55	8088	Other:Cap Lease Fire Truck Int	7,504	7,504	-	-	-	6,328	-	-	6,328	-	625	625	7,578	625	625	625	1,876	9,454	1,950	126%
55	8090	Other:Lease Principal	1,218	1,218	41	42	15	42	42	42	224	42	102	102	470	102	102	102	305	774	(444)	64%
55	8091	Other:Lease Interest	95	95	9	9	50	8	8	8	92	8	8	8	116	8	8	8	24	140	45	147%
FF		Total Other	\$ 80,348	\$ 80,348	\$ 9,479	\$ (1,981)	2,504	\$ 57,103	880	868	\$ 68,853	862	6,696	6,696	83,106	\$ 6,696	\$ 6,696	\$ 6,696	\$ 20,087	\$ 103,193	\$ 22,845	128%
55	9010	Capital Outlay:Computer/Off Eq	-	-	-	-	-	-	-	-	-	-	-	-	-	-	-	-	-	-	-	0%
55	9020	Capital Outlay:Fire Truck	-	-	-	-	-	-	-	-	-	-	-	-	-	-	-	-	-	-	-	0%
55	9350	Capital Outlay:Equipment	27,200	27,200	-	-	-	-	-	-	-	-	2,267	2,267	4,533	2,267	2,267	2,267	6,800	11,333	(15,867)	42%
55	9400	Capital Outlay:Leases	2,683	2,683	-	-	-	-	-	-	-	-	224	224	447	224	224	224	671	1,118	(1,565)	42%
FF		Total Capital Outlay	\$ 29,883	\$ 29,883	\$ -	\$ -	-	\$ -	-	-	\$ -	-	2,490	2,490	4,981	\$ 2,490	\$ 2,490	\$ 2,490	\$ 7,471	\$ 12,451	\$ (17,432)	42%
FF		TOTAL EXPENDITURES	\$ 798,077	\$ 798,077	\$ 53,359	\$ 43,395	50,265	\$ 120,371	42,489	43,875	\$ 353,753	46,166	66,506	66,506	530,432	\$ 66,506	\$ 66,506	\$ 66,506	\$ 195,769	\$ 726,201	\$ (56,876)	91%

110 - GENERAL FUND

GENERAL FUND			2025-2026		OCT	NOV	DEC	JAN	FEB	MAR	OCT-MAR	APR	MAY	JUN	OCT-JUN	JUL	AUG	SEP	JUL-SEP	2025-2026		
Dept	Account NO.	Account Description	Original Budget	Amended Budget	Actual	Actual	Actual	Actual	Actual	Actual	6 months Actual	Actual	Projected	Projected	9 mths Actual	Projected	Projected	Projected	3 months Projected	YTD Actual + Projected	VARIANCE Actual + Projected vs Amended Budget	% of Amended Budget
60	6000	Personnel:Salaries-Full Time	126,028	126,028	5,227	8,084	7,057	10,910	7,019	6,954	45,252	7,017	10,502	10,502	73,273	10,502	10,502	10,502	31,507	104,780	(21,248)	83%
60	6005	Personnel:Salaries-Part Time	50,578	50,578	993	800	809	1,212	762	698	5,273	870	4,215	4,215	14,573	4,215	4,215	4,215	12,644	27,218	(23,360)	54%
60	6020	Personnel:Salaries-Overtime	3,627	3,627	743	373	453	1,254	486	652	3,961	342	302	302	4,907	302	302	302	907	5,813	2,186	160%
60	6025	Personnel:Salaries-Sick Leave	698	698	-	-	1,133	-	-	-	1,133	-	58	58	1,249	58	58	58	175	1,424	726	204%
60	6036	Personnel:Supplements	8,365	8,365	3,107	3,058	2,976	4,464	2,976	2,976	19,558	2,976	697	697	23,928	697	697	697	2,091	26,020	17,655	311%
60	6050	Personnel:Service Pay:Longevit	590	590	-	593	-	-	-	-	593	-	49	49	691	49	49	49	148	839	249	142%
	Public Works	Total Salaries & Wages	\$ 189,886	\$ 189,886	\$ 10,070	\$ 12,908	12,427	\$ 17,840	11,243	11,281	\$ 75,770	11,205	15,824	15,824	118,622	\$ 15,824	\$ 15,824	\$ 15,824	\$ 47,471	\$ 166,094	\$ (23,792)	954%
60	6027	Personnel:Pre-employment screening	-	-	-	-	-	-	-	-	-	-	-	-	-	-	-	-	-	-	-	0%
60	6030	Personnel:FICA(SS) & MediCare	14,052	14,052	735	950	915	1,325	820	825	5,571	816	1,171	1,171	8,730	1,171	1,171	1,171	3,513	12,243	(1,809)	87%
60	6031	Personnel: SUTA Taxes	437	437	7	-	18	-	-	351	376	-	36	36	449	36	36	36	109	558	121	128%
60	6042	Personnel:ER-Life/AD&D Ins	92	92	6	6	15	-	15	-	42	15	8	8	73	8	8	8	23	96	4	104%
60	6045	Personnel:TMRS	32,354	32,354	2,183	2,912	2,794	3,816	2,405	2,429	16,540	2,372	2,696	2,696	24,304	2,696	2,696	2,696	8,089	32,392	38	100%
60	6046	Personnel:ER-LongTerm Disab	280	280	16	18	43	-	42	-	119	42	23	23	208	23	23	23	70	278	(2)	99%
60	6047	Personnel:Employee Insurances	23,451	23,451	1,509	1,730	2,102	4,445	2,231	2,149	14,166	2,149	1,954	1,954	20,223	1,954	1,954	1,954	5,863	26,086	2,635	111%
60	6048	Personnel:HSA/HRA	1,200	1,200	192	229	1,003	87	150	107	238	111	100	100	1,314	100	100	100	300	1,614	414	135%
60	6049	Personnel:ER-ShortTerm Disab	291	291	17	19	45	-	45	-	126	45	24	24	219	24	24	24	73	292	1	100%
	Public Works	Total Taxes & Benefits	\$ 72,157	\$ 72,157	\$ 4,664	\$ 5,865	6,170	\$ 9,673	5,709	5,861	\$ 37,943	5,551	6,013	6,013	55,520	\$ 6,013	\$ 6,013	\$ 6,013	\$ 18,039	\$ 73,559	\$ 1,402	102%
60	6100	Training & Travel	550	550	-	-	-	-	-	-	-	-	46	46	92	46	46	46	137	229	(321)	42%
60	6101	Training & Travel-Animal Control	500	500	-	-	-	-	-	-	-	-	42	42	83	42	42	42	125	208	(292)	42%
	Public Works	Total Training & Travel	\$ 1,050	\$ 1,050	\$ -	\$ -	-	\$ -	-	-	\$ -	-	88	88	175	\$ 88	\$ 88	\$ 88	\$ 263	\$ 438	\$ (613)	42%
60	6215	Mat/Supplies: Office Supplies	450	450	-	-	-	-	23	-	23	-	38	38	98	38	38	38	113	211	(240)	47%
60	6216	Mat/Supplies: Facility Supplies	133	133	-	-	16	137	-	-	153	-	11	11	175	11	11	11	33	209	76	157%
60	6230	Mat/Supplies: Office Equipment	150	150	-	-	-	-	-	-	-	-	13	13	25	13	13	13	38	63	(88)	42%
60	6240	Mat/Supplies: Printing	-	-	-	-	-	-	-	-	-	-	-	-	-	-	-	-	-	-	-	0%
60	6245	Mat/Supplies: Postage	-	-	-	-	-	-	-	-	-	-	-	-	-	-	-	-	-	-	-	0%
60	6275	Mat/Supplies:Equipment	675	675	-	-	-	-	-	-	-	-	56	56	113	56	56	56	169	281	(394)	42%
60	6276	Mat/Supplies: Furnishings	-	-	-	-	-	-	-	-	-	-	-	-	-	-	-	-	-	-	-	0%
60	6300	Mat/Supplies: Uniforms	1,535	1,535	64	21	92	44	-	139	360	78	128	128	693	128	128	128	384	1,077	(458)	70%
60	6310	Mat/Supplies: Animal Control	200	200	-	-	-	-	-	-	-	-	17	17	33	17	17	17	50	83	(117)	42%
60	6315	Mat/Supplies: Other	342	342	-	-	-	-	-	129	129	-	29	29	186	29	29	29	86	271	(71)	79%
60	6350	Mat/Supplies: Fuel	7,332	7,332	634	408	348	408	482	342	2,623	635	611	611	4,481	611	611	611	1,833	6,314	(1,018)	86%
60	6400	Mat/Supplies: Tools & Supplies	3,675	3,675	1	133	24	71	73	279	581	67	306	306	1,260	306	306	306	919	2,179	(1,496)	59%
60	6410	Mat/Supplies:Weed & Pest Cont	100	100	-	-	-	-	-	-	-	-	8	8	17	8	8	8	25	42	(58)	42%
60	6415	Mat/Supplies: Stormwater	-	-	-	-	-	-	-	-	-	-	-	-	-	-	-	-	-	-	-	0%
	Public Works	Total Materials & Supplies	\$ 14,592	\$ 14,592	\$ 700	\$ 562	480	\$ 661	578	889	\$ 3,869	780	1,216	1,216	7,080	\$ 1,216	\$ 1,216	\$ 1,216	\$ 3,648	\$ 10,728	\$ (3,864)	74%
60	6500	Utilities:Electricity	28,176	28,176	2,215	2,191	2,191	2,199	-	4,439	13,234	-	2,348	2,348	17,930	2,348	2,348	2,348	7,044	24,974	(3,202)	89%
60	6505	Utilities:Gas	108	108	5	8	9	18	19	8	66	7	9	9	91	9	9	9	27	118	10	110%
60	6510	Utilities:Telephone	311	311	55	55	55	55	55	55	333	55	26	26	440	26	26	26	78	518	207	166%
60	6515	Utilities:Water & Sewer	858	858	73	-	126	-	123	60	382	62	72	72	588	72	72	72	215	802	(56)	93%
60	6520	Utilities:Mobile Data Termin	656	656	74	74	74	129	133	133	619	87	55	55	815	55	55	55	164	979	323	149%
	Public Works	Total Utilities	\$ 30,109	\$ 30,109	\$ 2,422	\$ 2,328	2,456	\$ 2,402	331	4,696	\$ 14,634	211	2,509	2,509	19,864	\$ 2,509	\$ 2,509	\$ 2,509	\$ 7,527	\$ 27,391	\$ (2,718)	91%
60	6805	Maintenance:Vehicles	3,490	3,490	120	15	49	133	126	-	442	15	291	291	1,039	291	291	291	872	1,912	(1,578)	55%
60	6810	Maintenance:Bldg/Grounds	25,113	25,113	2,600	2,615	2,600	(1,070)	-	2,600	9,345	1,374	2,093	2,093	14,904	2,093	2,093	2,093	6,278	21,183	(3,930)	84%
60	6820	Maintenance:Code Enforcement	1,000	1,000	-	-	-	-	-	-	-	-	83	83	167	83	83	83	250	417	(583)	42%
60	6825	Maintenance:Equipment	1,290	1,290	-	-	-	-	-	-	-	584	108	108	799	108	108	108	323	1,122	(168)	87%
60	6835	Maintenance:Streets	900	900	-	-	539	-	1,390	-	1,929	-	75	75	2,079	75	75	75	225	2,304	1,404	256%
60	6840	Maintenance:Traffic Control	2,000	2,000	-	-	-	1,022	-	344	1,367	-	167	167	1,700	167	167	167	500	2,200	200	110%
60	6845	Maintenance:Storm Drainage	-	-	-	-	-	-	-	-	-	-	-	-	-	-	-	-	-	-	-	0%
	Public Works	Total Maintenance	\$ 33,793	\$ 33,793	\$ 2,720	\$ 2,630	3,189	\$ 85	1,516	2,944	\$ 13,083	1,973	2,816	2,816	20,688	\$ 2,816	\$ 2,816	\$ 2,816	\$ 8,448	\$ 29,137	\$ (4,656)	86%

110 - GENERAL FUND

GENERAL FUND			2025-2026		OCT	NOV	DEC	JAN	FEB	MAR	OCT-MAR	APR	MAY	JUN	OCT-JUN	JUL	AUG	SEP	JUL-SEP	2025-2026		
Dept	Account NO.	Account Description	Original Budget	Amended Budget	Actual	Actual	Actual	Actual	Actual	Actual	6 months Actual	Actual	Projected	Projected	9 mths Actual	Projected	Projected	Projected	3 months Projected	YTD Actual + Projected	VARIANCE Actual + Projected vs Amended Budget	% of Amended Budget
60	7015	Consultants:Legal-Regular	100	100	-	-	-	-	-	-	-	-	8	8	17	8	8	8	25	42	(58)	42%
60	7030	Consultants:Engineer-Regular	1,000	1,000	-	-	-	-	-	-	-	-	83	83	167	83	83	83	250	417	(583)	42%
60	7031	Consultants: Engineer-SWMP	24,000	24,000	2,000	2,000	-	4,000	2,000	2,000	12,000	2,000	2,000	2,000	18,000	2,000	2,000	2,000	-	24,000	-	100%
60	7095	Consultants:Other	-	-	-	-	-	-	-	-	-	-	-	-	-	-	-	-	-	-	-	0%
	Public Works	Total Consultants	\$ 25,100	\$ 25,100	\$ 2,000	\$ 2,000	-	\$ 4,000	2,000	2,000	\$ 12,000	2,000	2,092	2,092	18,183	\$ 2,092	\$ 2,092	\$ 2,092	\$ 275	\$ 24,458	\$ (642)	97%
60	7215	Contractual:Filing Fees	100	100	-	-	100	-	-	-	100	-	8	8	117	8	8	8	25	142	42	142%
60	7300	Contractual:Computer System	5,720	5,720	264	410	419	539	1,068	299	2,998	260	477	477	4,212	477	477	477	1,430	5,642	(78)	99%
60	7420	Contractual:Animal Control Vet	500	500	-	-	-	-	-	-	-	-	42	42	83	42	42	42	125	208	(292)	42%
60	7505	Contractual:Liability Insurance	5,514	5,514	948	-	-	2,237	-	-	3,185	1,576	459	459	5,680	459	459	459	1,378	7,058	1,544	128%
60	7510	Contractual:Worker's Compensation	1,585	1,585	662	-	-	(215)	-	-	447	662	132	132	1,373	132	132	132	396	1,769	184	112%
60	7515	Contractual: Inspections	6,500	6,500	1,785	1,155	1,010	1,413	3,458	(807)	8,013	-	542	542	9,096	542	542	542	1,625	10,721	4,221	165%
60	7600	Contractual:Refuse Collection	-	-	-	-	-	-	-	-	-	-	-	-	-	-	-	-	-	-	-	0%
	Public Works	Total Contractual	\$ 19,919	\$ 19,919	\$ 3,658	\$ 1,565	1,529	\$ 3,974	4,526	(509)	\$ 14,743	2,497	1,660	1,660	20,560	\$ 1,660	\$ 1,660	\$ 1,660	\$ 4,980	\$ 25,540	\$ 5,621	687%
60	8010	Other:Membership&Dues	150	150	-	-	-	19	-	-	19	-	13	13	44	13	13	13	38	82	(69)	54%
60	8028	Other:Cell Phone Reimbursement	-	-	-	-	-	-	-	-	-	-	-	-	-	-	-	-	-	-	-	0%
60	8070	Other:Miscellaneous	20	20	-	-	-	-	-	-	-	-	2	2	3	2	2	2	5	8	(12)	42%
	Public Works	Total Other	\$ 170	\$ 170	\$ -	\$ -	-	\$ 19	-	-	\$ 19	-	14	14	47	\$ 14	\$ 14	\$ 14	\$ 43	\$ 90	\$ (80)	53%
60	9100	Capital Outlay: Vehicle	2,750	2,750	-	-	-	-	-	-	-	-	-	-	-	-	-	-	-	-	(2,750)	0%
60	9350	Capital Outlay:Equipment	-	-	-	-	-	-	-	-	-	-	229	229	458	229	229	229	688	1,146	1,146	0%
	Public Works	Total Capital Outlay	\$ 2,750	\$ 2,750	\$ -	\$ -	-	\$ -	-	-	\$ -	-	229	229	458	\$ 229	\$ 229	\$ 229	\$ 688	\$ 1,146	\$ (1,604)	42%
	Public Works	TOTAL EXPENDITURES	\$ 389,526	\$ 389,526	\$ 26,233	\$ 27,858	26,251	\$ 38,654	25,902	27,163	\$ 172,061	24,217	32,460	32,460	261,199	\$ 32,460	\$ 32,460	\$ 32,460	\$ 91,381	\$ 358,580	\$ (30,946)	92%
40	9700	Transfer Out to Enterprise	-	-	-	-	-	-	-	-	-	-	-	-	-	-	-	-	-	-	-	0%
40	9700	Transfer Out to PRFDC	-	-	-	-	-	-	-	-	-	-	-	-	-	-	-	-	-	-	-	0%
40	9700	Transfer Out to CCPD	10,000	10,000	-	34	-	-	-	-	34	-	-	-	34	-	-	-	-	34	(9,966)	0%
40	9700	Transfer Out to DPS Complex	10,200	10,200	233	-	-	-	-	-	233	-	-	-	233	-	-	-	-	233	(9,967)	2%
40	9700	Transfer Out to Oil Reserve	35,000	35,000	-	4,801	268	491	676	12,837	19,073	-	-	-	19,073	-	-	-	-	19,073	(15,927)	54%
40	9700	Transfer Out to GF Capital Reserve-Taser	-	-	-	-	-	-	-	-	-	-	-	-	-	-	-	-	-	-	-	0%
40	9700	Transfer Out to GF Capital Reserve-Fire T	25,000	25,000	-	-	2,083	-	-	3,045	5,129	-	-	-	5,129	-	-	-	-	5,129	(19,871)	21%
	Other Uses	Total Other Uses	\$ 80,200	\$ 80,200	\$ 233	\$ 4,835	2,351	\$ 491	676	15,883	\$ 24,468	-	-	-	24,468	\$ -	\$ -	\$ -	\$ -	\$ 24,468	\$ (55,732)	31%
	TOTAL EXPENDITURES		\$ 4,220,841	\$ 4,220,841	\$ 339,018	\$ 276,242	\$ 334,045	\$ 464,599	\$ 294,918	\$ 292,933	\$ 2,001,755	\$ 302,542	\$ 345,053	\$ 345,053	\$ 2,991,903	\$ 345,053	\$ 345,053	\$ 345,053	\$ 1,025,409	\$ 4,023,201	\$ (182,640)	95%
	Revenue Over/(Under) Expenditures		\$ (15,187)	\$ (15,187)	(176,598)	20,475	374,435	822,477	126,689	180,000	1,347,478	(150,201)	(14,632)	(14,632)	1,170,513	\$ (14,632)	\$ (14,632)	\$ (14,632)	\$ (34,145)	\$ 1,130,058	\$ 1,130,245	

120 - ENTERPRISE FUND

120 - ENTERPRISE FUND		2025-26		OCT	NOV	DEC	JAN	FEB	MAR	OCT-MAR	APR	MAY	JUN	OCT-JUN	JUL	AUG	SEP	JUL-SEP	2025-26		
		Original Budget	Amended Budget																Actual	Actual	Actual
Account Number	Account Description			Actual	Actual	Actual	Actual	Actual	Actual	6 months Actual	Actual	Actual	Actual	9 months Actual Oct - Jun	Projected	Projected	Projected	3 months Projected Jul - Sep			
00.4300	Water Sales: Billed	1,625,872	1,625,872	164,047	103,078	93,203	93,391	88,053	106,545	648,318	98,011	135,489	135,489	1,017,308	135,489	135,489	135,489	406,468	1,423,776	(202,096)	88%
00.4305	Sewer Sales: Billed	789,206	789,206	75,825	64,117	61,287	62,037	59,271	65,265	387,802	62,733	65,767	65,767	582,069	65,767	65,767	65,767	197,302	779,371	(9,835)	99%
00.4315	Permits & Fees:Connection Fees	2,000	2,000	140	180	160	220	20	80	800	120	167	167	1,253	167	167	167	500	1,753	(247)	88%
00.4318	Permits & Fees:Sewer Tap Fee	400	400	-	-	-	-	-	-	-	-	33	33	67	33	33	33	100	167	(233)	42%
00.4320	Permits & Fees:Meter & Tap Fee	5,000	5,000	-	-	-	-	-	-	-	-	417	417	833	417	417	417	1,250	2,083	(2,917)	42%
Total Water/Sewer Sales & Fees		\$ 2,422,478	\$ 2,422,478	\$ 240,012	\$ 167,376	\$ 154,650	\$ 155,649	\$ 147,344	\$ 171,890	\$ 1,036,920	\$ 160,864	\$ 201,873	\$ 201,873	\$ 1,601,530	\$ 201,873	\$ 201,873	\$ 201,873	\$ 605,620	\$ 2,207,150	\$ (215,328)	91%
00.4465	Chrg for Serv:Refuse Collectio	218,600	218,600	18,540	18,462	18,454	18,503	18,420	18,482	110,862	18,466	18,217	18,217	165,761	18,217	18,217	18,217	54,650	220,411	1,811	101%
00.4470	Chrg for Serv:Haz Waste Collection Fee	10,500	10,500	810	808	804	808	805	807	4,843	807	875	875	7,399	875	875	875	2,625	10,024	(476)	95%
Total Charges for Service		\$ 229,100	\$ 229,100	\$ 19,350	\$ 19,270	\$ 19,258	\$ 19,311	\$ 19,225	\$ 19,290	\$ 115,705	\$ 19,273	\$ 19,092	\$ 19,092	\$ 173,160	\$ 19,092	\$ 19,092	\$ 19,092	\$ 57,275	\$ 230,435	\$ 1,335	101%
00.4800	Other Rev:Int from Investments	13,800	13,800	3,992	1,705	808	481	365	366	7,716	136	1,150	1,150	10,152	1,150	1,150	1,150	3,450	13,602	(198)	99%
00.4805	Other Rev:Delinquent Charge	29,000	29,000	2,150	880	3,642	2,042	2,372	1,556	12,642	1,591	2,417	2,417	19,066	2,417	2,417	2,417	7,250	26,316	(2,684)	91%
00.4816	Other Rev: Sales Tax Discount	20	20	6	(41)	6	6	6	6	(11)	11	2	2	3	2	2	2	5	8	(12)	42%
00.4820	Other Rev: Eqpt Damage Reimburs	-	-	-	-	-	355	1,090	535	1,980	-	-	-	1,980	-	-	-	-	1,980	1,980	0%
00.4879	Other Rev: DWG Contribution	17	17	-	-	-	83	-	-	83	-	1	1	86	1	1	1	4	90	73	532%
00.4890	Other Rev: Miscellaneous	5,585	5,585	(55)	-	(10)	-	-	-	(65)	100	465	465	966	465	465	465	1,396	2,362	(3,223)	42%
00.4895	Other Rev: Contributed Capital	-	-	-	-	-	-	-	-	-	-	-	-	-	-	-	-	-	-	-	0%
Total Other Revenue		\$ 48,422	\$ 48,422	\$ 6,092	\$ 2,544	\$ 4,447	\$ 2,966	\$ 3,833	\$ 2,464	\$ 22,345	\$ 1,838	\$ 4,035	\$ 4,035	\$ 32,253	\$ 4,035	\$ 4,035	\$ 4,035	\$ 12,106	\$ 44,359	\$ (4,063)	92%
00.4900	Transfer In	-	-	-	-	-	-	-	-	-	-	-	-	-	-	-	-	-	-	-	0%
00.4954	Other Rev:Prop/Liab Reimb	-	-	-	-	-	-	-	-	-	-	-	-	-	-	-	-	-	-	-	0%
00.4955	Lease Proceeds	-	-	-	-	-	-	-	-	-	-	-	-	-	-	-	-	-	-	-	0%
00.4960	Proceeds from Sale	-	-	-	-	-	-	-	-	-	-	-	-	-	-	-	-	-	-	-	0%
Total Other Sources		\$ -	\$ -	\$ -	\$ -	\$ -	\$ -	\$ -	\$ -	\$ -	\$ -	\$ -	\$ -	\$ -	\$ -	\$ -	\$ -	\$ -	\$ -	\$ -	\$ -
TOTAL REVENUES		\$ 2,700,000	\$ 2,700,000	\$ 265,454	\$ 189,190	\$ 178,355	\$ 177,926	\$ 170,402	\$ 193,643	\$ 1,174,969	\$ 181,975	\$ 225,000	\$ 225,000	\$ 1,806,944	\$ 225,000	\$ 225,000	\$ 225,000	\$ 675,000	\$ 2,481,944	\$ (218,056)	92%
40.6000	Personnel:Salaries Full Time	348,595	348,595	15,108	16,348	17,359	34,320	22,426	22,375	127,935	22,452	29,050	29,050	208,486	29,050	29,050	29,050	87,149	295,635	(52,960)	85%
40.6005	Personnel:Salaries Part Time	16,623	16,623	1,736	1,257	1,271	1,904	1,197	1,098	8,463	1,368	1,385	1,385	12,602	1,385	1,385	1,385	4,156	16,758	135	101%
40.6015	Personnel:Salaries Standby	7,696	7,696	872	872	872	1,309	872	872	5,670	872	641	641	7,825	641	641	641	1,924	9,749	2,053	127%
40.6020	Personnel:Salaries Overtime	10,202	10,202	2,186	917	969	2,106	767	1,026	7,972	590	850	850	10,262	850	850	850	2,551	12,813	2,611	126%
40.6025	Personnel:Salaries Sick Leave	3,160	3,160	-	-	2,547	-	-	-	2,547	-	263	263	3,073	263	263	263	790	3,863	703	122%
40.6036	Personnel:Supplements	23,231	23,231	1,692	1,692	1,692	2,537	1,692	1,692	10,995	1,692	1,936	1,936	16,559	1,936	1,936	1,936	5,808	22,366	(865)	96%
40.6050	Personnel:Service Pay-Longevit	1,172	1,172	-	668	-	-	-	-	668	-	98	98	863	98	98	98	293	1,156	(16)	99%
Total Salaries & Wages		\$ 410,679	\$ 410,679	\$ 21,595	\$ 21,754	\$ 24,709	\$ 42,176	\$ 26,953	\$ 27,063	\$ 164,250	\$ 26,973	\$ 34,223	\$ 34,223	\$ 259,669	\$ 34,223	\$ 34,223	\$ 34,223	\$ 102,670	\$ 362,339	\$ (48,340)	88%
40.6027	Personnel:Pre-employment Screening	-	-	-	-	-	-	-	-	-	-	-	-	-	-	-	-	-	-	-	0%
40.6028	Personnel:Recruiting Costs	-	-	-	-	-	-	-	-	-	-	-	-	-	-	-	-	-	-	-	0%
40.6030	Personnel:FICA(SS) & MediCare	30,390	30,390	1,582	1,594	1,823	3,154	1,980	1,998	12,130	1,986	2,533	2,533	19,182	2,533	2,533	2,533	7,598	26,779	(3,611)	88%
40.6031	Personnel: SUTA Taxes	637	637	51	-	29	-	743	-	823	-	53	53	929	53	53	53	159	1,088	451	171%
40.6042	Personnel:ER-Life/AD&D Ins	155	155	11	13	29	-	34	-	87	33	13	13	145	13	13	13	39	184	29	119%
40.6045	Personnel:TMRS	91,519	91,519	4,776	4,929	5,637	9,242	5,911	5,959	36,455	5,876	7,627	7,627	57,584	7,627	7,627	7,627	22,880	80,464	(11,055)	88%
40.6046	Personnel:ER Long Term Disab	502	502	32	39	88	-	116	-	276	107	42	42	467	42	42	42	126	592	90	118%
40.6047	Personnel:Employee Health Ins	35,627	35,627	3,076	3,103	3,687	8,583	4,309	4,181	26,939	4,181	2,969	2,969	37,057	2,969	2,969	2,969	8,907	45,964	10,337	129%
40.6048	Personnel:HSA/HRA	1,914	1,914	431	439	428	221	318	217	2,055	240	160	160	2,614	160	160	160	479	3,093	1,179	162%
40.6049	Personnel:ER Short Term Disab	504	504	35	39	90	-	106	-	270	101	42	42	455	42	42	42	126	581	77	115%
40.6099	Personnel:TMRS OPEB Supplemental Exp	-	-	-	-	-	-	-	-	-	-	-	-	-	-	-	-	-	-	-	0%
Total Taxes & Benefits		\$ 161,248	\$ 161,248	\$ 9,995	\$ 10,157	\$ 11,811	\$ 21,201	\$ 12,773	\$ 13,098	\$ 79,035	\$ 12,524	\$ 13,437	\$ 13,437	\$ 118,433	\$ 13,437	\$ 13,437	\$ 13,437	\$ 40,312	\$ 158,745	\$ (2,503)	98%

120 - ENTERPRISE FUND

120 - ENTERPRISE FUND		2025-26		OCT	NOV	DEC	JAN	FEB	MAR	OCT-MAR	APR	MAY	JUN	OCT-JUN	JUL	AUG	SEP	JUL-SEP	2025-26		
		Original Budget	Amended Budget																Actual	Actual	Actual
Account Number	Account Description			Actual	Actual	Actual	Actual	Actual	Actual	6 months Actual	Actual	Actual	Actual	9 months Actual Oct - Jun	Projected	Projected	Projected	3 months Projected Jul - Sep	YTD Actual + Projected	VARIANCE Actual + Projected vs Amended Budget	% of Amended Budget
40.6100	Training & Travel	2,200	2,200	119	-	111	-	940	-	1,170	125	183	183	1,662	183	183	183	550	2,212	12	101%
Total Training & Travel		\$ 2,200	\$ 2,200	\$ 119	\$ -	\$ 111	\$ -	\$ 940	\$ -	\$ 1,170	125	\$ 183	183	\$ 1,662	183	\$ 183	\$ 183	\$ 550	2,212	\$ 12	101%
40.6205	Mat/Supplies: Legal Notices	-	-	-	-	-	-	-	-	-	-	-	-	-	-	-	-	-	-	-	0%
40.6215	Mat/Supplies: Office Supplies	400	400	-	-	-	-	36	-	36	-	33	33	102	33	33	33	100	202	(198)	51%
40.6216	Mat/Supplies: Facility Supplies	133	133	-	-	25	212	-	-	237	-	11	11	259	11	11	11	33	293	160	220%
40.6230	Mat/Supplies: Office Equipment	1,000	1,000	-	-	236	-	(190)	-	46	-	83	83	213	83	83	83	250	463	(537)	46%
40.6235	Mat/Supplies: Records Mgmt	-	-	-	-	-	-	-	-	-	-	-	-	-	-	-	-	-	-	-	0%
40.6240	Mat/Supplies: Printing	3,950	3,950	(405)	405	830	-	830	-	1,660	830	329	329	3,148	329	329	329	988	4,136	186	105%
40.6245	Mat/Supplies: Postage	5,600	5,600	(492)	726	984	5	1,224	43	2,490	991	467	467	4,414	467	467	467	1,400	5,814	214	104%
40.6250	Mat/Supplies: Water Systems	14,627	14,627	139	-	-	463	577	-	1,179	-	1,219	1,219	3,617	1,219	1,219	1,219	3,657	7,274	(7,353)	50%
40.6275	Mat/Supplies: Equipment	1,350	1,350	-	-	-	-	-	-	-	-	113	113	225	113	113	113	338	563	(788)	42%
40.6276	Mat/Supplies: Furnishings	-	-	-	-	-	-	-	-	-	-	-	-	-	-	-	-	-	-	-	0%
40.6300	Mat/Supplies: Uniforms	1,100	1,100	128	33	144	68	-	219	592	122	92	92	898	92	92	92	275	1,173	73	107%
40.6315	Mat/Supplies: Other	279	279	-	-	-	-	-	203	203	-	23	23	249	23	23	23	70	319	40	114%
40.6350	Mat/Supplies: Fuel	6,730	6,730	331	298	285	272	337	282	1,805	546	561	561	3,472	561	561	561	1,682	5,155	(1,575)	77%
40.6400	Mat/Supplies: Tools & Supplies	6,443	6,443	35	836	121	302	185	438	1,918	78	537	537	3,069	537	537	537	1,611	4,680	(1,763)	73%
40.6410	Mat/Supplies: Weed & Pest Control	100	100	-	-	-	-	-	-	-	-	8	8	17	8	8	8	25	42	(58)	42%
40.6450	Mat/Supplies: Testing Supplies	2,133	2,133	-	-	-	727	-	413	1,140	-	178	178	1,495	178	178	178	533	2,029	(104)	95%
40.6499	Mat/Supplies: Cost O/H Recovery	5,319	5,319	400	198	774	123	941	343	2,778	1,014	443	443	4,679	443	443	443	1,330	6,009	690	113%
Total Materials & Supplies		\$ 49,164	\$ 49,164	\$ 136	\$ 2,497	\$ 3,399	\$ 2,172	\$ 3,940	\$ 1,940	\$ 14,083	3,581	\$ 4,097	4,097	\$ 25,858	4,097	\$ 4,097	\$ 4,097	12,291	38,150	\$ (11,014)	78%
40.6500	Utilities:Electricity	22,962	22,962	1,545	1,685	1,685	1,848	-	4,038	10,801	-	1,913	1,913	14,628	1,913	1,913	1,913	5,740	20,369	(2,593)	89%
40.6505	Utilities:Gas	108	108	5	8	9	18	19	7	66	7	9	9	91	9	9	9	27	118	10	
40.6510	Utilities:Telephone	2,707	2,707	99	99	99	99	99	99	595	99	226	226	1,145	226	226	226	677	1,822	(885)	67%
40.6515	Utilities:Water & Sewer	234	234	23	-	25	-	23	(90)	(20)	12	20	20	31	20	20	20	59	90	(144)	
40.6520	Utilities: Mobile Data	1,200	1,200	118	118	118	177	180	180	892	107	100	100	1,198	100	100	100	300	1,498	298	125%
40.6599	Utilities: Cost O/H Recovery	11,000	11,000	1,145	912	1,151	987	990	1,088	6,273	1,052	917	917	9,158	917	917	917	2,750	11,908	908	108%
Total Utilities		\$ 38,211	\$ 38,211	\$ 2,935	\$ 2,823	\$ 3,087	\$ 3,128	\$ 1,311	\$ 5,322	\$ 18,607	1,277	\$ 3,184	3,184	\$ 26,252	3,184	\$ 3,184	\$ 3,184	9,553	35,805	\$ (2,406)	94%
40.6805	Maintenance:Vehicles	2,740	2,740	120	15	49	133	126	-	443	15	228	228	914	228	228	228	685	1,599	(1,141)	58%
40.6810	Maintenance:Blgs/Ground/Park	463	463	-	15	-	-	-	-	15	-	39	39	92	39	39	39	116	208	(255)	45%
40.6825	Maintenance:Equipment	3,870	3,870	-	-	539	-	-	-	539	599	323	323	1,783	323	323	323	968	2,750	(1,120)	71%
40.6900	Maintenance:Water Tank	9,120	9,120	-	-	-	-	-	-	-	-	760	760	1,520	760	760	760	2,280	3,800	(5,320)	42%
40.6905	Maintenance:Water Pumps/Motors	9,000	9,000	-	-	-	-	236	(154)	82	-	750	750	1,582	750	750	750	2,250	3,832	(5,168)	43%
40.6910	Maintenance:Water Distribution	77,000	77,000	(4,422)	-	967	218	20,200	-	16,964	-	6,417	6,417	29,797	6,417	6,417	6,417	19,250	49,047	(27,953)	64%
40.6925	Maintenance:Sewer Collection	78,500	78,500	-	-	-	-	-	300	300	14,576	6,542	6,542	27,959	6,542	6,542	6,542	19,625	47,584	(30,916)	61%
40.6999	Maintenance:Cost O/H Recovery	1,372	1,372	-	110	-	-	(59)	-	51	-	114	114	279	114	114	114	343	622	(750)	45%
Total Maintenance		\$ 182,065	\$ 182,065	\$ (4,302)	\$ 140	\$ 1,556	\$ 351	\$ 20,502	\$ 146	\$ 18,393	15,189	\$ 15,172	15,172	\$ 63,926	15,172	\$ 15,172	\$ 15,172	45,516	109,442	\$ (72,623)	60%
40.7015	Consultants:Legal-Regular	850	850	123	-	-	-	-	-	123	-	71	71	264	71	71	71	213	477	(373)	56%
40.7025	Consultants: Auditor	8,024	8,024	-	-	-	-	-	-	-	-	669	669	1,337	669	669	669	2,006	3,343	(4,681)	42%
40.7030	Consultants:Engineer-Regular	2,200	2,200	-	-	-	-	-	-	-	-	183	183	367	183	183	183	550	917	(1,283)	42%
40.7095	Consultants:Other	24,000	24,000	180	-	-	-	-	-	180	-	2,000	2,000	4,180	2,000	2,000	2,000	6,000	10,180	(13,820)	42%
Total Consultants		\$ 35,074	\$ 35,074	\$ 303	\$ -	\$ -	\$ -	\$ -	\$ -	\$ 303	-	\$ 2,923	2,923	\$ 6,148	2,923	\$ 2,923	\$ 2,923	8,769	14,917	\$ (20,157)	43%

120 - ENTERPRISE FUND

120 - ENTERPRISE FUND		2025-26		OCT	NOV	DEC	JAN	FEB	MAR	OCT-MAR	APR	MAY	JUN	OCT-JUN	JUL	AUG	SEP	JUL-SEP	2025-26		
		Original Budget	Amended Budget							6 months Actual				9 months Actual Oct - Jun	Projected	Projected	Projected	3 months Projected Jul - Sep	YTD Actual + Projected	VARIANCE Actual + Projected vs Amended Budget	% of Amended Budget
Account Number	Account Description			Actual	Actual	Actual	Actual	Actual	Actual		Actual	Actual	Actual		Projected	Projected	Projected				
40.7225	Contractual:Cedit CardProcessing	12,500	12,500	3,705	3,881	3,146	3,230	3,161	3,035	20,157	3,070	1,042	1,042	25,311	1,042	1,042	1,042	3,125	28,436	15,936	227%
40.7226	Contractual:Call Notification Fees	720	720	50	48	55	59	53	50	316	46	60	60	482	60	60	60	180	662	(58)	92%
40.7227	Contractual:CC Online Trans Fee	5,700	5,700	513	493	508	499	522	512	3,048	512	475	475	4,510	475	475	475	1,425	5,935	235	104%
40.7300	Contractual:Computer System	31,727	31,727	3,474	(2,780)	14,393	1,402	1,833	1,318	19,640	221	2,644	2,644	25,149	2,644	2,644	2,644	7,932	33,080	1,353	104%
40.7415	Contractual:Contract Labor	-	-	-	-	-	-	-	-	-	-	-	-	-	-	-	-	-	-	-	0%
40.7505	Contractual:Liability Insur	8,567	8,567	2,481	-	-	3,308	-	-	5,789	2,481	714	714	9,698	714	714	714	2,142	11,840	3,273	138%
40.7510	Contractual:Worker's Compens	3,583	3,583	827	-	-	(268)	-	-	559	827	299	299	1,983	299	299	299	896	2,879	(704)	80%
40.7600	Contractual:Refuse Collectio	226,979	226,979	17,178	-	16,563	16,534	16,581	16,674	83,530	-	18,915	18,915	121,360	18,915	18,915	18,915	56,745	178,105	(48,874)	78%
40.7601	Contractual:Haz Waste Collection	11,426	11,426	785	-	757	752	757	761	3,812	-	952	952	5,717	952	952	952	2,857	8,573	(2,853)	75%
40.7605	Contractual:Water System Fee	2,650	2,650	-	2,651	-	-	-	-	2,651	-	221	221	3,093	221	221	221	663	3,755	1,105	142%
40.7615	Contractual:Sewer Treatment	463,150	463,150	47,930	38,180	40,037	40,753	37,748	43,514	248,161	41,213	38,596	38,596	366,567	38,596	38,596	38,596	115,788	482,354	19,204	104%
40.7650	Contractual:Water Purchase	644,888	644,888	51,975	39,300	37,290	34,876	33,576	43,114	240,131	42,310	53,741	53,741	389,922	53,741	53,741	53,741	161,222	551,144	(93,744)	85%
40.7655	Contractual:Water Testing	3,780	3,780	90	394	90	90	394	90	1,148	90	315	315	1,868	315	315	315	945	2,813	(967)	74%
40.7699	Contractual:Cost O/H Expense	36,282	36,282	5,657	(272)	7,359	3,242	1,268	1,143	18,397	3,614	3,023	3,023	28,058	3,023	3,023	3,023	9,070	37,129	847	102%
Total Contractual		\$ 1,451,952	\$ 1,451,952	\$ 134,666	\$ 81,893	\$ 120,197	\$ 104,477	\$ 95,894	\$ 110,212	\$ 647,339	\$ 94,386	\$ 120,996	\$ 120,996	\$ 983,717	\$ 120,996	\$ 120,996	\$ 120,996	\$ 362,988	\$ 1,346,705	\$ (105,247)	93%
40.7834	Capital Lease: Principal Expense	90,420	90,420	-	-	-	-	-	-	-	-	7,535	7,535	15,070	7,535	7,535	7,535	22,605	37,675	(52,745)	42%
40.7835	Capital Lease: Interest Expense	3,145	3,145	-	-	-	-	-	-	-	-	262	262	524	262	262	262	786	1,310	(1,835)	42%
Total Debt		\$ 93,565	\$ 93,565	\$ -	\$ -	\$ -	\$ -	\$ -	\$ -	\$ -	\$ -	\$ 7,797	\$ 7,797	\$ 15,594	\$ 7,797	\$ 7,797	\$ 7,797	\$ 23,391	\$ 38,985	\$ (54,580)	42%
40.8010	Other:Membership &Dues	373	373	-	-	47	210	-	111	368	110	31	31	540	31	31	31	93	633	260	170%
40.8020	Other:Meetings	-	-	-	-	-	-	-	-	-	-	-	-	-	-	-	-	-	-	-	-
40.8025	Other:Mileage Reimbursement	-	-	-	-	-	-	-	-	-	-	-	-	-	-	-	-	-	-	-	-
40.8028	Other:Cell Phone Reimbursement	125	125	-	-	-	-	-	-	-	-	10	10	21	10	10	10	31	52	(73)	42%
40.8040	Other:Bank Charges	1,350	1,350	107	-	104	111	104	103	530	210	113	113	965	113	113	113	338	1,302	(48)	96%
40.8070	Other:Miscellaneous	100	100	-	-	-	-	-	-	-	-	8	8	17	8	8	8	25	42	(58)	42%
40.8085	Other:Interest on Cash Deficit	-	-	-	-	-	-	-	-	-	-	-	-	-	-	-	-	-	-	-	0%
40.8100	Other:Cash-Short/Over	-	-	-	-	-	-	-	-	-	-	-	-	-	-	-	-	-	-	-	0%
40.8199	Other:Cost O/H Expense	3,854	3,854	394	432	130	251	354	170	1,731	144	321	321	2,518	321	321	321	964	3,482	(372)	90%
Total Other		\$ 5,802	\$ 5,802	\$ 502	\$ 432	\$ 281	\$ 572	\$ 457	\$ 384	\$ 2,629	\$ 465	\$ 483	\$ 483	\$ 4,060	\$ 483	\$ 483	\$ 483	\$ 1,450	\$ 5,511	\$ (291)	95%
40.9005	Capital Outlay-Building	-	-	-	-	-	-	-	-	-	-	-	-	-	-	-	-	-	-	-	0%
40.9010	Capital Outlay-Computer/Off Eq	31,993	31,993	-	-	-	-	-	-	-	-	2,666	2,666	5,332	2,666	2,666	2,666	7,998	13,330	(18,663)	42%
40.9020	Capital Outlay-Water Tank	10,000	10,000	-	-	-	-	-	-	-	-	833	833	1,667	833	833	833	2,500	4,167	(5,833)	42%
40.9100	Capital Outlay-Vehicles	-	-	-	-	-	-	-	-	-	-	-	-	-	-	-	-	-	-	-	0%
40.9200	Capital Outlay - Water System	95,507	95,507	-	-	-	-	-	-	-	-	7,959	7,959	15,917.87	7,959	7,959	7,959	23,877	39,795	(55,712)	42%
40.9205	Capital Outlay - Sewer System	-	-	-	-	-	-	-	-	-	-	-	-	-	-	-	-	-	-	-	0%
40.9350	Capital Outlay - Equipment	8,000	8,000	-	-	-	-	-	-	-	-	667	667	1,333	667	667	667	2,000	3,333	(4,667)	42%
Total Capital Outlay		\$ 145,500	\$ 145,500	\$ -	\$ -	\$ -	\$ -	\$ -	\$ -	\$ -	\$ -	\$ 12,125	\$ 12,125	\$ 24,250	\$ 12,125	\$ 12,125	\$ 12,125	\$ 36,375	\$ 60,625	\$ (84,875)	42%
40.9700	Transfer Out	20,000	20,000	-	-	-	-	-	-	-	-	1,667	1,667	3,333	1,667	1,667	1,667	5,000	8,333	(11,667)	42%
40.9701	Transfer Out:W/S Cost OH	83,903	83,903	6,692	6,692	6,692	6,692	6,692	6,692	40,152	6,692	6,692	6,692	60,227	6,692	6,692	6,692	20,076	80,303	(3,600)	96%
Total Other Uses		\$ 103,903	\$ 103,903	\$ 6,692	\$ 6,692	\$ 6,692	\$ 6,692	\$ 6,692	\$ 6,692	\$ 40,152	\$ 6,692	\$ 8,359	\$ 8,359	\$ 63,561	\$ 8,359	\$ 8,359	\$ 8,359	\$ 25,076	\$ 88,636	\$ (15,267)	85%
TOTAL EXPENSES		\$ 2,679,363	\$ 2,679,363	\$ 172,640	\$ 126,388	\$ 171,844	\$ 180,769	\$ 169,462	\$ 164,857	\$ 985,960	\$ 161,211	\$ 222,980	\$ 222,980	\$ 1,593,131	\$ 222,980	\$ 222,980	\$ 222,980	\$ 668,941	\$ 2,262,073	\$ (417,290)	84%
Revenue Over/(Under) Expenses		\$ 20,637	\$ 20,637	\$ 92,814	\$ 62,802	\$ 6,511	\$ (2,843)	\$ 940	\$ 28,786	\$ 189,010	\$ 20,764	\$ 2,020	\$ 2,020	\$ 213,813	\$ 2,020	\$ 2,020	\$ 2,020	\$ 6,059	\$ 219,871	\$ 199,234	1065%

180 - PARK & RECREATION FACILITY DEVELOPMENT CORPORATION		2025-26	2025-26	OCT	NOV	DEC	JAN	FEB	MAR	APR	MAY	JUN	OCT-JUN	JUL	AUG	SEP	JUL-SEP	2025-26		
		Original Budget	Amended Budget										9 months Actual				3 months Projected	YTD Actual + Projected	Variance Actual + Projected vs Amended Budget	% of Amended Budget
Account Number	Account Description			Actual	Actual	Actual	Actual	Actual	Actual	Projected	Projected	Projected		Projected	Projected	Projected				
00.4025	Taxes - Sales Tax - Economic D	131,275	131,275	11,036	12,178	11,776	11,125	16,796	10,220	10,940	10939.58	10,939.58	95,010	10,940	10,940	10,940	32,819	127,829	(3,446)	97%
Total Sales & Use Taxes		131,275	131,275	11,036	12,178	11,776	11,125	16,796	10,220	10,940	-	10,939.58	\$ 95,010	10,940	\$ 10,940	\$ 10,940	\$ 32,819	\$ 127,829	\$ (3,446)	97%
00.4470	Chrg For Serv:Park Reservation	600	600	240	-	-	-	-	75	50	50.00	50.00	465	50	50	50	150	615	15	103%
Total Charges for Service		600	600	240	-	-	-	-	75	50	50.00	50.00	\$ 465	50	\$ 50	\$ 50	\$ 150	\$ 615	\$ 15	103%
00.4800	Other Revenue:Int from Investm	26,000	26,000	2,602	2,437	2,423	2,366	2,118	2,351	2,167	2,166.67	2,166.67	20,796	2,167	2,167	2,167	6,500	27,296	1,296	105%
00.4802	Other Revenue:Solar Eclipse	-	-	55	-	-	-	-	-	-	-	-	55	-	-	-	-	55	55	0%
00.4816	Other Revenue:Sales Tax Discount	-	-	-	-	-	-	-	-	-	-	-	-	-	-	-	-	-	-	0%
00.4825	Other Rev: Playground Grants	-	-	-	-	-	-	-	-	-	-	-	-	-	-	-	-	-	-	0%
00.4850	Other Revenue:Historical Committee	1,340	1,340	-	-	-	-	-	-	112	111.67	111.67	335	112	112	112	335	670	(670)	50%
00.4854	Other Rev: Shade Structure Donations	-	-	-	-	-	-	-	-	-	-	-	-	-	-	-	-	-	-	0%
00.4886	Other Revenue:Grants	-	-	-	-	-	-	-	-	-	-	-	-	-	-	-	-	-	-	0%
00.4890	Other Rev: Misc Revenue	1,285	1,285	265	50	91	37	48	3	108	107.80	107.80	817	108	108	108	323	1,141	(144)	89%
00.4895	Other Rev: Contributed Property	-	-	-	-	-	-	-	-	-	-	-	-	-	-	-	-	-	-	0%
00.4898	Other: Donation-Park Benches	-	-	-	-	-	-	-	-	-	-	-	-	-	-	-	-	-	-	0%
00.4899	Other: Donations	-	-	-	-	-	83	-	-	-	-	-	83	-	-	-	-	83	83	0%
Total Other Revenue		28,625	28,625	2,922	2,487	2,513	2,486	2,166	2,354	2,386	2,386.14	2,386.14	\$ 22,087	2,386	\$ 2,386	\$ 2,386	\$ 7,158	\$ 29,245	\$ 620	102%
00.4900	Transfer-In	-	-	-	-	-	-	-	-	-	-	-	-	-	-	-	-	-	-	0%
00.4960	Proceeds from Sale	-	-	-	-	-	-	-	-	-	-	-	-	-	-	-	-	-	-	0%
Total Other Sources		-	-	-	-	-	-	-	-	-	-	-	\$ -	-	\$ -	\$ -	\$ -	\$ -	\$ -	0%
TOTAL REVENUES		160,500	160,500	14,198	14,665	14,290	13,611	18,962	12,649	13,376	2,436.14	13,375.72	\$ 117,562	\$ 13,376	\$ 13,376	\$ 13,376	\$ 40,127	\$ 157,689	\$ (2,811)	98%
40.6000	Personnel Salaries: Full Time	62,586	62,586	2,760	2,236	2,478	5,481	3,550	3,544	5,216	5,215.50	5,215.50	35,696	5,216	5,216	5,216	15,647	51,343	(11,243)	82%
40.6005	Personnel Salaries: Part-time	3,269	3,269	578	229	231	346	218	200	272	272.42	272.42	2,619	272	272	272	817	3,436	167	105%
40.6020	Personnel Salaries: Overtime	849	849	370	106	129	358	138	185	71	70.75	70.75	1,498	71	71	71	212	1,710	861	201%
40.6021	Personnel:Special Events OT	-	-	-	-	-	-	-	-	-	-	-	-	-	-	-	-	-	-	0%
40.6025	Personnel:Sick Leav Buy Back	615	615	-	-	451	-	-	-	51	51.25	51.25	605	51	51	51	154	759	144	123%
40.6036	Personnel:Supplements	5,520	5,520	403	403	403	604	403	403	403	403.00	403.00	3,827	403	403	604	1,410	5,237	(283)	95%
40.6050	Personnel:Service Pay:Longev	164	164	-	20	-	-	-	-	14	13.67	13.67	61	14	14	14	41	102	(62)	62%
Total Personnel Salary & Wages		73,003	73,003	4,110	2,994	3,693	6,790	4,309	4,330	6,027	6,026.59	6,026.59	\$ 44,306	6,027	\$ 6,027	\$ 6,228	\$ 18,281	\$ 62,587	\$ (10,416)	86%
40.6027	Personnel:Pre-Employment Screening	-	-	-	-	-	-	-	-	-	-	-	-	-	-	-	-	-	-	0%
40.6030	Personnel:FICA(SS) & MediCare	5,404	5,404	305	221	275	511	321	322	450	450	450	3,305	450	450	450	1,351	4,656	(748)	86%
40.6031	Personnel: SUTA Taxes	105	105	7	-	5	-	-	247	9	9	9	285	9	9	9	26	311	206	296%
40.6042	Personnel:ER-Life/AD&D Ins	31	31	2	1	4	-	5	-	3	3	3	20	3	3	3	8	27	(4)	88%
40.6045	Personnel:TMRS	16,260	16,260	849	665	833	1,479	939	948	1,355	1,355	1,355	9,778	1,355	1,355	1,355	4,065	13,843	(2,417)	85%
40.6046	Personnel:ER-LongTerm Disab	117	117	5	4	10	-	16	-	10	10	10	65	10	10	10	29	94	(23)	80%
40.6047	Personnel: Health Insurance	5,605	5,605	520	417	523	1,300	652	629	467	467	437	5,413	467	467	467	1,401	6,814	1,209	122%
40.6048	Personnel: HSA/HRA	312	312	72	50	53	32	51	33	26	26	26	371	26	26	26	78	449	137	144%
40.6049	Personnel:ER Short Term Disab	106	106	6	5	11	-	15	-	9	9	9	64	9	9	9	26	90	(16)	85%
Total Personnel Taxes & Benefits		27,940	27,940	1,766	1,364	1,714	3,322	2,000	2,179	2,328	2,328.32	2,298.32	\$ 19,300	2,328	\$ 2,328	\$ 2,328	\$ 6,985	\$ 26,285	\$ (1,655)	94%
40.6100	Training & Travel	175	175	27	-	-	-	-	-	15	14.58	14.58	70	15	15	15	44	114	(61)	65%
Total Training & Travel		175	175	27	-	-	-	-	-	15	14.58	14.58	\$ 70	15	\$ 15	\$ 15	\$ 44	\$ 114	\$ (61)	65%

180 - PARK & RECREATION FACILITY DEVELOPMENT CORPORATION		2025-26	2025-26	OCT	NOV	DEC	JAN	FEB	MAR	APR	MAY	JUN	OCT-JUN	JUL	AUG	SEP	JUL-SEP	2025-26		
		Original Budget	Amended Budget										9 months Actual				3 months Projected	YTD Actual + Projected	Variance Actual + Projected vs Amended Budget	% of Amended Budget
Account Number	Account Description			Actual	Actual	Actual	Actual	Actual	Actual	Projected	Projected	Projected		Projected	Projected	Projected				
40.6205	Mat/Supplies: Legal Notices	-	-	-	-	-	-	-	-	-	-	-	-	-	-	-	-	-	-	0%
40.6206	Mat/Supplies: Bricks	400	400	-	-	-	-	-	-	33.33	33.33	33.33	100	33	33	33	100	200	(200)	50%
40.6207	Mat/Supplies: Park Benches/Tables	-	-	-	-	-	-	-	-	-	-	-	-	-	-	-	-	-	-	0%
40.6208	Mat/Supplies: Park Wreaths	-	-	-	-	-	-	204	-	-	-	-	204	-	-	-	-	204	204	0%
40.6215	Mat/Supplies: Office Supplies	150	150	-	-	-	-	7	-	12.50	12.50	12.50	44	13	13	13	13	57	(94)	38%
40.6216	Mat/Supplies: Facility Supplies	133	133	-	-	4	44	-	-	11.08	11.08	11.08	82	11	11	11	33	115	(18)	86%
40.6240	Mat/Supplies: Printing	-	-	-	-	-	-	-	-	-	-	-	-	-	-	-	-	-	-	0%
40.6275	Mat/Supplies: Equipment	2,675	2,675	909	-	-	-	-	-	222.92	222.92	222.92	1,578	223	223	223	669	2,247	(428)	84%
40.6276	Mat/Supplies: Furnishings	-	-	-	-	-	-	-	-	-	-	-	-	-	-	-	-	-	-	0%
40.6300	Mat/Supplies: Uniforms	400	400	64	6	26	12	-	40	33.33	33.33	33.33	248	33	33	33	100	348	(52)	87%
40.6315	Mat/Supplies: Other	764	764	-	-	140	-	-	37	63.67	63.67	63.67	368	64	64	64	191	559	(205)	73%
40.6350	Mat/Supplies:Fuel	340	340	25	37	23	16	52	-	28.33	28.33	28.33	238	28	28	28	85	323	(17)	95%
40.6400	Mat/Supplies: Tools & Supplies	2,040	2,040	783	38	116	178	178	549	170.00	170.00	170.00	2,353	170	170	170	510	2,863	823	140%
40.6410	Mat/Supplies: Weed & Pest Control	750	750	68	44	135	-	-	115	62.50	62.50	62.50	550	63	63	63	188	737	(13)	98%
Total Materials & Supplies		7,652	7,652	1,849	124	445	251	441	741	638	637.66	637.66	\$ 5,764	638	\$ 638	\$ 638	\$ 1,888	\$ 7,652	\$ 0	100%
40.6500	Utilities:Electricity	3,118	3,118	332	254	254	322	-	587	260	260	260	2,527	260	260	260	779	3,306	188	106%
40.6505	Utilities:Gas	108	108	5	8	9	18	19	8	9	9	9	93	9	9	9	27	120	12	111%
40.6510	Utilities-Telephone	1,626	1,626	125	125	125	122	123	123	136	136	136	1,149	136	136	136	407	1,555	(71)	96%
40.6515	Utilities-Water & Sewer	1,396	1,396	188	52	152	-	183	84	116	116	116	1,007	116	116	116	349	1,356	(40)	97%
40.6520	Utilities-Mobile Data	281	281	13	13	13	28	29	29	23	23	23	195	23	23	23	70	265	(16)	94%
Total Utilities		6,529	6,529	663	451	552	490	354	830	544	543.78	543.78	\$ 4,971	544	\$ 544	\$ 544	\$ 1,631	\$ 6,602	\$ 73	101%
40.6810	Maintenance: Blgs/Ground/Park	10,300	10,300	385	88	64	5,454	147	176	858	858	858	8,889	858	\$ 858	858	2,575	11,464	1,164	111%
40.6825	Maintenance: Equipment	2,040	2,040	-	-	-	-	-	-	-	-	-	-	-	-	3,640	3,640	3,640	1,600	178%
Total Maintenance		12,340	12,340	385	88	64	5,454	147	176	858	858.33	858.33	\$ 8,889	858	\$ 858	\$ 4,498	\$ 6,215	\$ 15,104	\$ 2,764	122%
40.7015	Consultants:Legal-Regular	1,000	1,000	-	-	-	-	-	-	83	83	83	250	83	83	83	250	500	(500)	50%
40.7030	Consultants:Engineer-Regular	-	-	-	-	-	-	-	-	-	-	-	-	-	-	-	-	-	-	0%
40.7035	Consultants:Economic Dev	5,000	5,000	150	150	-	(150)	-	-	417	417	417	1,400	417	417	417	1,250	2,650	(2,350)	53%
40.7095	Consultants:Other	-	-	-	-	-	-	-	-	-	-	-	-	-	-	-	-	-	-	0%
Total Consultants		6,000	6,000	150	150	-	(150)	-	-	500	500.00	500.00	\$ 1,650	500	\$ 500	\$ 500	\$ 1,500	\$ 3,150	\$ (2,850)	53%
40.7225	Contractual:Credit CardProcess	100	100	8	-	-	-	2	1	8	8	8	36	8	8	8	25	61	(39)	61%
40.7300	Contractual:Computer	2,192	2,192	184	221	230	397	934	71	183	183	183	2,585	183	183	183	548	3,133	(2,108)	0%
40.7505	Contractual:Liability Insuranc	1,423	1,423	420	-	-	-	-	-	119	119	119	776	119	119	119	356	1,132	(291)	80%
40.7510	Contractual:Worker's Compensat	1,585	1,585	165	-	-	532	-	-	132	132	132	1,094	132	132	132	396	1,490	(95)	94%
40.7620	Contractual:TRA Effluent Fee	2,850	2,850	1,000	-	476	-	-	-	238	238	238	2,189	238	238	238	713	2,901	51	102%
Total Contractual		8,150	8,150	1,778	221	707	929	936	72	679	679.16	679.16	\$ 6,680	679	\$ 679	\$ 679	\$ 2,037	\$ 8,718	\$ (2,482)	337%
40.8010	Other: Membership/Dues	3,000	3,000	-	-	-	6	-	-	250.00	250.00	250.00	756	250	250	250	750	1,506	(1,494)	50%
40.8020	Other: Meetings	-	-	-	-	-	-	-	-	-	-	-	-	-	-	-	-	-	-	0%
40.8022	Other: Special Events	5,925	5,925	501	47	194	-	-	244	493.75	493.75	493.75	2,467	494	494	494	1,481	3,948	(1,977)	67%
40.8028	Other: Cell Phone Reimbursement	-	-	-	-	-	-	-	-	-	-	-	-	-	-	-	-	-	-	0%
40.8035	Other: Marketing/Advertising	-	-	-	-	-	-	-	-	-	-	-	-	-	-	-	-	-	-	0%
40.8051	Other: Scout Projects	-	-	-	-	-	-	-	-	-	-	-	-	-	-	-	-	-	-	0%
40.8052	Other: Historical Committee	1,375	1,375	-	-	-	-	-	-	114.58	114.58	114.58	344	115	115	115	344	687	(688)	50%
40.8068	Other: Economic Development Exp	-	-	-	-	-	-	-	-	-	-	-	-	-	-	-	-	-	-	0%
40.8070	Other: Misc	700	700	-	-	-	-	-	-	58.33	58.33	58.33	175	58	58	58	175	350	(350)	50%
40.8085	Other:Interest on Cash Deficit	-	-	-	13	-	5	1	-	-	-	-	20	-	-	-	-	20	20	0%
Total Other		11,000	11,000	501	60	194	11	1	244	917	916.66	916.66	\$ 3,761	917	\$ 917	\$ 917	\$ 2,750	\$ 6,511	\$ (4,489)	59%
40.9005	Capital Outlay:Buildings	-	-	-	-	-	-	-	-	-	-	-	-	-	-	-	-	-	-	0%
40.9100	Capital Outlay:Vehicle	-	-	-	-	-	-	-	-	-	-	-	-	-	-	-	-	-	-	0%
40.9320	Capital Outlay:Park Improvements	-	-	-	-	-	-	-	-	-	-	-	-	-	-	-	-	-	-	0%
40.9350	Capital Outlay:Equipment	-	-	-	-	-	-	-	-	-	-	-	-	-	-	-	-	-	-	0%
Total Capital Outlay		-	-	-	-	-	-	-	-	-	-	-	\$ -	-	\$ -	\$ -	\$ -	\$ -	\$ -	0%
40.9700	Transfer Out	-	-	-	-	-	-	-	-	-	-	-	-	-	-	-	-	-	-	0%
Total Other Uses		-	-	-	-	-	-	-	-	-	-	-	\$ -	-	\$ -	\$ -	\$ -	\$ -	\$ -	0%
TOTAL EXPENDITURES		152,789	152,789	11,228	5,453	7,369	17,096	8,187	8,572	12,505	12,505.08	12,475.08	\$ 95,390	\$ 12,505	\$ 12,505	\$ 16,346	\$ 41,331	\$ 136,722	\$ (19,117)	89%
Revenue Over/(Under) Expenditures		7,711	7,711	2,970	9,212	6,921	(3,485)	10,775	4,076	871	(10,068.94)	900.64	\$ 22,171	871	\$ 871	\$ (2,970)	\$ (1,204)	\$ 20,967	\$ 16,306	272%

185 - CCPD FUND		25-26		OCT	NOV	DEC	JAN	FEB	MAR	OCT-MAR	APR	MAY	JUN	OCT-JUN	JUL	AUG	SEP	JUL-SEP	2025-26				
		Original Budget	Amended Budget																Actual	Actual	Actual	Actual	Actual
Account No.	Account Description																						
00.4030	Taxes:SalesTax-CrimeControl PD	262,550	262,550	21,972.42	24,201.63	23,379.72	22,183.81	33,173.06	20,355.80	145,266	21,879	21,879	21,879	210,904	21,879.17	21,879.17	21,879.17	65,638	276,541	13,991	105%		
Total Sales & Use Taxes		\$ 262,550	262,550	21,972	24,202	23,380	22,184	33,173	20,356	\$ 145,266	21,879	21,879	21,879	\$ 210,904	21,879.17	\$ 21,879	\$ 21,879	\$ 65,638	\$ 276,541	\$ 13,991	105%		
00.4800	Other Revenue: Interest on Invest	3,000	3,000	175.53	183.79	202.95	227.85	202.23	240.54	1,233	250	250	250	1,983	250.00	250	250	750	2,733	(267)	91%		
Total Other Revenue		\$ 3,000	3,000	176	184	203	228	202	241	\$ 1,233	250	250	250	\$ 1,983	250.00	\$ 250	\$ 250	\$ 750	\$ 2,733	\$ (267)	91%		
00.4900	Transfer In	10,000	10,000							-	1,500	1,500	2,500	5,500	1,500.00	1,500	1,500	4,500	10,000	-	100%		
00.4955	Lease Proceeds	-	-							-	-	-	-	-	-	-	-	-	-	-	0%		
Total Other Sources		10,000	10,000	-	-	-	-	-	-	-	1,500	1,500	2,500	5,500	1,500	1,500	1,500	4,500	10,000	-	100%		
TOTAL REVENUE		\$ 275,550	275,550	22,148	24,385	23,583	22,412	33,375	20,596	\$ 146,499	23,629	23,629	24,629	\$ 218,387	23,629.17	\$ 23,629	\$ 23,629	\$ 70,888	\$ 289,274	\$ 13,724	105%		
50.6000	Personnel Salaries: Full Time	60,178	60,178	2,212	-	2,213	17,329	4,646	4,425	30,826	4,646	5,015	5,015	45,502	5,014.83	5,014.83	5,014.83	15,044	60,547	369	101%		
50.6008	Personnel Salaries:Dispatch	-	-	-	-	-	-	-	-	-	-	-	-	-	3,889.92	5,835	3,890	13,615	13,615	13,615	0%		
50.6009	Personnel Salaries:Dispatch Overtime	-	-	-	-	-	-	-	-	-	-	-	-	-	613.72	921	614	2,148	2,148	2,148	0%		
50.6020	Personnel Salaries: Overtime	6,471	6,471	1,162	-	180	1,547	750	1,172	4,810	2,282	539	539	8,170	539.25	539	1,038	2,116	10,286	3,815	159%		
50.6025	Personnel: SLBB	1,106	1,106	-	-	1,106	-	-	-	1,106	92	92	92	1,383	92.17	92	92	277	1,659	553	150%		
50.6036	Personnel: Supplements	-	-	-	-	-	-	-	-	-	-	-	-	-	-	-	-	-	-	-	0%		
50.6050	Personnel: Longevity Service Pay	96	96	-	-	-	80	-	-	80	-	-	-	80	-	-	-	-	80	(16)	83%		
Total Personnel Salary & Wages		\$ 67,851	67,851	3,374	-	3,499	18,956	5,396	5,597	\$ 36,822	7,020	5,646	5,646	\$ 55,135	10,149.89	\$ 12,402	\$ 10,648	\$ 33,200	\$ 88,335	\$ 20,484	130%		
50.6030	Personnel:FICA(SS) & MediCare	5,021	5,021	256	-	261	2,247	410	425	3,599	418	418	418	4,854	418.42	418	418	1,255	6,109	1,088	122%		
50.6031	Personnel:SUTA Taxes	117	117	10	10	10	10	10	10	59	10	10	10	88	9.75	10	10	29	117	-	100%		
50.6042	Personnel:ER-Life/AD&D Ins	45	45	3	4	7	-	7	4	26	4	4	4	37	3.75	4	4	11	48	3	107%		
50.6045	Personnel:Cafeteria TMRS	15,759	15,759	827	-	841	5,220	1,238	1,284	9,412	1,313	1,313	1,313	13,351	1,313.25	1,313	1,313	3,940	17,291	1,532	110%		
50.6046	Personnel:ER-LongTerm Disab	115	115	14	9	19	-	19	-	61	10	10	10	90	9.58	10	10	29	119	4	103%		
50.6047	Personnel:Employee Health In	10,464	10,464	1,648	908	917	1,807	908	908	7,096	872	872	872	9,712	872.00	872	872	2,616	12,328	1,864	118%		
50.6048	Personnel: Employer HSA	1,862	1,862	70	-	75	657	148	143	1,094	155	155	155	1,559	155.17	155	155	466	2,025	163	109%		
50.6049	Personnel:ER-ShortTerm Disab	136	136	12	11	22	-	23	-	68	11	11	11	102	11.33	11	11	34	136	0	100%		
Total Personnel Taxes & Benefits		\$ 33,519	33,519	2,841	942	2,152	9,941	2,764	2,774	\$ 21,414	2,793	2,793	2,793	\$ 29,794	2,793.25	\$ 2,793	\$ 2,793	\$ 8,380	\$ 38,174	\$ 4,655	114%		
50.6205	Mat/Supplies: Legal Notices	1,000	1,000	-	-	-	-	-	-	-	83	83	83	250	83.33	83	83	250	500	(500)	50%		
50.6270	Mat/Supplies: Emergency Equipment	-	-	-	-	-	-	-	-	-	-	-	-	-	-	-	-	-	-	-	0%		
Total Materials & Supplies		\$ 1,000	1,000	-	-	-	-	-	-	\$ -	83	83	83	\$ 250	83.33	\$ 83	\$ 83	\$ 250	\$ 500	\$ (500)	50%		
50.7015	Consultants: Legal Regular	-	-	-	-	-	-	-	-	-	-	-	-	-	-	-	-	-	-	-	0%		
Total Consultants		\$ -	-	-	-	-	-	-	-	\$ -	-	-	-	\$ -	-	\$ -	\$ -	\$ -	\$ -	\$ -	0%		
50.7335	Contractual-Street Cameras	16,595	16,595	-	1,405	-	-	3,797	-	5,203	1,899	1,899	1,899	10,899	1,898.66	1,899	1,899	5,696	16,595	(0)	100%		
Total Contractual		\$ 16,595	16,595	-	1,405	-	-	3,797	-	\$ 5,203	1,899	1,899	1,899	\$ 10,899	1,898.66	\$ 1,899	\$ 1,899	\$ 5,696	\$ 16,595	\$ (0)	100%		
50.8085	Other:Interest on Cash Deficit	-	-	0	2	-	9	5	-	16	-	-	-	16	-	-	-	-	16	16	0%		
50.8090	Other:Leases-Principal	16,112	16,112	-	-	-	-	-	-	-	1,343	1,343	1,343	4,028	1,342.67	1,343	1,343	4,028	8,056	(8,056)	50%		
50.8091	Other:Leases-Interest	3,136	3,136	-	-	-	-	-	-	-	261	261	261	784	261.33	261	261	784	1,568	(1,568)	50%		
Total Other		19,248	19,248	0	2	-	9	5	-	16	1,604	1,604	1,604	4,828	1,604	1,604	1,604	4,812	9,640	(9,608)	50%		
50.9100	Capital Outlay:Vehicles	180,000	180,000	-	-	-	-	1,295	-	1,295	-	-	-	1,295	-	-	178,705	178,705	180,000	0	100%		
50.9350	Capital Outlay:Equipment	-	-	-	-	-	-	-	-	-	-	-	-	-	-	-	-	-	-	-	0%		
50.9400	Capital Outlay:Leases	-	-	-	-	-	-	-	-	-	-	-	-	-	-	-	-	-	-	-	0%		
Total Capital Outlay		\$ 180,000	180,000	-	-	-	-	1,295	-	\$ 1,295	-	-	-	\$ 1,295	-	\$ -	\$ 178,705	\$ 178,705	\$ 180,000	\$ 0	100%		
50.9700	Transfer Out	-	-	-	-	-	-	-	-	-	-	-	-	-	-	-	-	-	-	-	0%		
Total Othe Uses		\$ -	-	-	-	-	-	-	-	\$ -	-	-	-	-	-	\$ -	\$ -	\$ -	\$ -	\$ -	0%		
TOTAL EXPENDITURES		\$ 318,213	318,213	6,215	2,350	5,651	28,906	13,257	8,371	\$ 64,750	13,399	12,025	12,025	\$ 102,200	16,529.13	\$ 18,781	\$ 195,733	\$ 231,043	\$ 333,243	\$ 15,030	105%		
Revenue Over/(Under) Expenditures		\$ (42,663)	(42,663)	15,932.99	22,035.65	17,931.62	(6,494.08)	20,117.89	12,225.09	81,749.16	10,229.87	11,603.68	12,603.68	\$ 116,186	7,100.04	\$ 4,848	\$ (172,103)	\$ (160,155)	\$ (43,969)	\$ (1,306)			



Dalworthington Gardens Production vs Consumption Report

7.123370

Usage Service Period	10/1/25- 10/31/25	11/1/25- 11/30/25	12/1/25- 12/31/25	1/1/26- 1/31/26	2/1/26- 2/28/26	3/1/26- 3/31/26	4/1/26- 4/30/26	5/1/26- 5/31/26	6/1/26- 6/30/26	7/1/26- 7/31/26	8/1/26- 8/31/26	9/1/26- 9/30/26	10/1/26- 10/31/26	12 Mth Avg
# of Usage Days	31	30	31	31	28	31	30	31	30	31	31	30	31	
Billing Date	12/5/2025	1/4/2026	2/5/2026	3/5/2026	4/3/2026	5/3/2026	6/5/2026	7/3/2026	8/5/2026	9/5/2026	10/3/2026	11/5/2026		
Billed Consumption	23,065,005	13,820,869	11,829,214	12,061,826	10,182,787	14,386,510	12,981,781							
Flushing	34,300	31,600	41,500	33,300	30,000	39,300	30,200							
Accounted For Gallons	23,099,305	13,852,469	11,870,714	12,095,126	10,212,787	14,425,810	13,011,981							7,582,169
City of Ft Worth	8,068,790	10,785,310	10,489,810	10,962,960	8,811,000	9,641,580	9,813,480							9,796,133
City of Arlington	16,149,020	3,994,530	2,097,100	1,732,640	1,950,630	5,473,310	3,939,110							5,048,049
Total Production Gallons	24,217,810	14,779,840	12,586,910	12,695,600	10,761,630	15,114,890	13,752,590							7,993,021
Water Loss in Gallons	1,118,505	927,371	716,196	600,474	548,843	689,080	740,609							410,852
Water Loss %	4.6%	6.3%	5.7%	4.7%	5.1%	4.6%	5.4%							5.1%
Billing Daily Avg	744,032	460,696	381,588	389,091	363,671	464,081	432,726							248,914
Production Daily Avg	781,220	492,661	406,029	409,535	384,344	487,577	458,420							263,061
Billing vs Production Daily Avg	(37,187)	(31,966)	(24,442)	(20,444)	(20,673)	(23,496)	(25,694)							(14,146)
City of Ft Worth	33%	73%	83%	86%	82%	64%	71%							#DIV/0!
City of Arlington	67%	27%	17%	14%	18%	36%	29%							#DIV/0!
Max Day	0.446	0.546	0.481	0.470	0.506	0.563								
Max Hour	0.639	0.640	0.671	0.661	0.649	0.631								
City of Ft Worth Daily Avg	260,284	359,510	338,381	353,644	314,679	311,019	327,116							
City of Arlington Daily Avg	520,936	133,151	67,648	55,892	69,665	176,558	131,304							

SusserBank

3030 Matlock Rd, Ste 110
Arlington, TX 76015

CITY OF DALWORTHINGTON GARDENS
POOLED CASH
2600 ROOSEVELT DRIVE
DALWORTHINGTON GARDE TX 76016

Date 4/30/26	Page 1
Primary Account	[REDACTED]

[REDACTED]	Platinum Money Market	121,577.80
------------	-----------------------	------------

Platinum Money Market		Number of Enclosures	121
Account Number	[REDACTED]	Statement Dates	4/01/26 thru 4/30/26
Previous Balance	201,784.01	Days in the statement period	30
170 Deposits/Credits	619,644.18	Average Ledger	194,229.33
109 Checks/Debits	700,145.73	Average Collected	192,352.69
Service Charge	.00	Interest Earned	295.34
Interest Paid	295.34	Annual Percentage Yield Earned	1.87%
Current Balance	121,577.80	2026 Interest Paid	1,345.17

DEPOSITS AND ADDITIONS		
Date	Description	Amount
4/01	EDI/EFTPMT ALLPAID CTX ISA*00* *00* *17*006960416 *ZZ*ALLPAI D *260330*1437*U*00401*	200.00
4/01	GLOBAL DEP GLOBAL PAYMENTS CCD 8788242907041 CITY OF DALWORTHINGTON BANKCARD PROCESSING	262.00
4/01	GLOBAL DEP GLOBAL PAYMENTS CCD 8788242907039 CITY OF DALWORTHINGTON BANKCARD PROCESSING	532.53
4/01	GLOBAL DEP GLOBAL PAYMENTS CCD 8788242907040 CITY OF DALWORTHINGTON BANKCARD PROCESSING	2,184.84
4/01	GLOBAL DEP GLOBAL PAYMENTS CCD 8788242907042 CITY OF DALWORTHINGTON BANKCARD PROCESSING	3,073.90
4/02	4/1/26 US LSI CCD 82131542 CITY OF DALWORTHINGTON 53529	3.26
4/02	GLOBAL DEP GLOBAL PAYMENTS CCD 8788242907039	263.98

SusserBank

3030 Matlock Rd, Ste 110
Arlington, TX 76015

Date 4/30/26
Primary Account

Page 2

Platinum Money Market

(Continued)

DEPOSITS AND ADDITIONS		
Date	Description	Amount
4/02	CITY OF DALWORTHINGTON BANKCARD PROCESSING EDI/EFTPMT ALLPAID CTX ISA*00* *00* *17*006960416 *ZZ*ALLPAI D *260331*1503*U*00401*	341.00
4/02	GLOBAL DEP GLOBAL PAYMENTS CCD 8788242907041 CITY OF DALWORTHINGTON BANKCARD PROCESSING	366.00
4/02	GLOBAL DEP GLOBAL PAYMENTS CCD 8788242907040 CITY OF DALWORTHINGTON BANKCARD PROCESSING	1,088.57
4/02	GLOBAL DEP GLOBAL PAYMENTS CCD 8788242907042 CITY OF DALWORTHINGTON BANKCARD PROCESSING	1,253.60
4/02	Deposit/Credit	160.38
4/02	Deposit/Credit	254.26
4/02	Deposit/Credit	964.15
4/02	Deposit/Credit	1,723.14
4/03	EDI/EFTPMT ALLPAID CTX ISA*00* *00* *17*006960416 *ZZ*ALLPAI D *260401*1503*U*00401*	200.00
4/03	GLOBAL DEP GLOBAL PAYMENTS CCD 8788242907041 CITY OF DALWORTHINGTON BANKCARD PROCESSING	389.00
4/03	GLOBAL DEP GLOBAL PAYMENTS CCD 8788242907040 CITY OF DALWORTHINGTON BANKCARD PROCESSING	581.62
4/03	GLOBAL DEP GLOBAL PAYMENTS CCD 8788242907042 CITY OF DALWORTHINGTON BANKCARD PROCESSING	1,571.00
4/06	GLOBAL DEP GLOBAL PAYMENTS CCD 8788242907040 CITY OF DALWORTHINGTON BANKCARD PROCESSING	171.52
4/06	GLOBAL DEP GLOBAL PAYMENTS CCD 8788242907040 CITY OF DALWORTHINGTON BANKCARD PROCESSING	236.62

SusserBank

3030 Matlock Rd, Ste 110
Arlington, TX 76015

Date 4/30/26
Primary Account

Page 3

Platinum Money Market

(Continued)

DEPOSITS AND ADDITIONS		
Date	Description	Amount
4/06	EDI/EFTPMT ALLPAID CTX ISA*00* *00* *17*006960416 *ZZ*ALLPAI D *260402*1432*U*00401*	424.00
4/06	GLOBAL DEP GLOBAL PAYMENTS CCD 8788242907042 CITY OF DALWORTHINGTON BANKCARD PROCESSING	460.00
4/06	GLOBAL DEP GLOBAL PAYMENTS CCD 8788242907042 CITY OF DALWORTHINGTON BANKCARD PROCESSING	489.00
4/06	EDI/EFTPMT ALLPAID CTX ISA*00* *00* *17*006960416 *ZZ*ALLPAI D *260402*1432*U*00401*	537.25
4/06	GLOBAL DEP GLOBAL PAYMENTS CCD 8788242907040 CITY OF DALWORTHINGTON BANKCARD PROCESSING	805.33
4/06	GLOBAL DEP GLOBAL PAYMENTS CCD 8788242907042 CITY OF DALWORTHINGTON BANKCARD PROCESSING	914.00
4/07	GLOBAL DEP GLOBAL PAYMENTS CCD 8788242907041 CITY OF DALWORTHINGTON BANKCARD PROCESSING	764.00
4/07	GLOBAL DEP GLOBAL PAYMENTS CCD 8788242907042 CITY OF DALWORTHINGTON BANKCARD PROCESSING	1,986.00
4/07	GLOBAL DEP GLOBAL PAYMENTS CCD 8788242907040 CITY OF DALWORTHINGTON BANKCARD PROCESSING	6,342.53
4/08	Transfer fr X1906 to X0601: Me mo: Payroll TRMS Checks Covera	170,000.00
4/08	EDI/EFTPMT ALLPAID CTX ISA*00* *00* *17*006960416 *ZZ*ALLPAI D *260406*1432*U*00401*	356.00
4/08	GLOBAL DEP GLOBAL PAYMENTS CCD 8788242907041	2,221.30

SusserBank

3030 Matlock Rd, Ste 110
Arlington, TX 76015

Date 4/30/26
Primary Account

Page 4

Platinum Money Market (Continued)

DEPOSITS AND ADDITIONS		
Date	Description	Amount
	CITY OF DALWORTHINGTON BANKCARD PROCESSING	
4/08	GLOBAL DEP GLOBAL PAYMENTS CCD 8788242907040 CITY OF DALWORTHINGTON BANKCARD PROCESSING	3,766.72
4/08	EDI/EFTPMT ALLPAID CTX ISA*00* *00* *17*006960416 *ZZ*ALLPAI D *260406*1432*U*00401*	4,750.10
4/08	GLOBAL DEP GLOBAL PAYMENTS CCD 8788242907042 CITY OF DALWORTHINGTON BANKCARD PROCESSING	6,013.80
4/08	Deposit/Credit	6.00
4/08	Deposit/Credit	30.00
4/08	Deposit/Credit	580.00
4/08	Deposit/Credit	635.39
4/08	Deposit/Credit	1,542.77
4/08	Deposit/Credit	6,122.19
4/09	GLOBAL DEP GLOBAL PAYMENTS CCD 8788242907041 CITY OF DALWORTHINGTON BANKCARD PROCESSING	40.00
4/09	GLOBAL DEP GLOBAL PAYMENTS CCD 8788242907039 CITY OF DALWORTHINGTON BANKCARD PROCESSING	229.19
4/09	GLOBAL DEP GLOBAL PAYMENTS CCD 8788242907040 CITY OF DALWORTHINGTON BANKCARD PROCESSING	2,261.66
4/09	GLOBAL DEP GLOBAL PAYMENTS CCD 8788242907042 CITY OF DALWORTHINGTON BANKCARD PROCESSING	3,349.30
4/09	Deposit/Credit	395.91
4/09	Deposit/Credit	4,622.40
4/10	EDI/EFTPMT ALLPAID CTX ISA*00* *00* *17*006960416 *ZZ*ALLPAI D *260408*1432*U*00401*	10.00
4/10	GLOBAL DEP GLOBAL PAYMENTS CCD 8788242907039 CITY OF DALWORTHINGTON BANKCARD PROCESSING	252.65

SusserBank

3030 Matlock Rd, Ste 110
Arlington, TX 76015

Date 4/30/26
Primary Account

Page 5

Platinum Money Market

(Continued)

DEPOSITS AND ADDITIONS		
Date	Description	Amount
4/10	GLOBAL DEP GLOBAL PAYMENTS CCD 8788242907041 CITY OF DALWORTHINGTON BANKCARD PROCESSING	341.00
4/10	EDI/EFTPMT ALLPAID CTX ISA*00* *00* *17*006960416 *ZZ*ALLPAI D *260408*1432*U*00401*	682.00
4/10	GLOBAL DEP GLOBAL PAYMENTS CCD 8788242907040 CITY OF DALWORTHINGTON BANKCARD PROCESSING	2,056.96
4/10	GLOBAL DEP GLOBAL PAYMENTS CCD 8788242907042 CITY OF DALWORTHINGTON BANKCARD PROCESSING	2,709.65
4/10	INV-PAYMTS CPA STATE FISCAL CTX ISA~00~0000000000~00~000000000 0~ZZ~1746000089 ~ZZ~JPMORG AN CHASE ~260408~2054~U~00304~	61,453.01
4/13	GLOBAL DEP GLOBAL PAYMENTS CCD 8788242907039 CITY OF DALWORTHINGTON BANKCARD PROCESSING	266.35
4/13	GLOBAL DEP GLOBAL PAYMENTS CCD 8788242907042 CITY OF DALWORTHINGTON BANKCARD PROCESSING	610.00
4/13	GLOBAL DEP GLOBAL PAYMENTS CCD 8788242907040 CITY OF DALWORTHINGTON BANKCARD PROCESSING	885.25
4/13	EDI/EFTPMT ALLPAID CTX ISA*00* *00* *17*006960416 *ZZ*ALLPAI D *260409*1432*U*00401*	900.64
4/13	GLOBAL DEP GLOBAL PAYMENTS CCD 8788242907042 CITY OF DALWORTHINGTON BANKCARD PROCESSING	1,180.50
4/13	GLOBAL DEP GLOBAL PAYMENTS CCD 8788242907040 CITY OF DALWORTHINGTON BANKCARD PROCESSING	1,314.99
4/13	GLOBAL DEP GLOBAL PAYMENTS CCD 8788242907042	2,946.30

SusserBank

3030 Matlock Rd, Ste 110
Arlington, TX 76015

Date 4/30/26
Primary Account

Page 6

Platinum Money Market

(Continued)

DEPOSITS AND ADDITIONS		
Date	Description	Amount
4/13	CITY OF DALWORTHINGTON BANKCARD PROCESSING GLOBAL DEP GLOBAL PAYMENTS CCD 8788242907041	5,674.00
4/13	CITY OF DALWORTHINGTON BANKCARD PROCESSING GLOBAL DEP GLOBAL PAYMENTS CCD 8788242907040	5,974.90
4/13	INVESTMENT 3880 LOGIC FD PPD	10,242.17
4/14	0003880: 3880 - LOC EDI/EFTPMT ALLPAID CTX ISA*00* *00* *17*006960416 *ZZ*ALLPAI D *260410*1503*U*00401*	100.00
4/14	GLOBAL DEP GLOBAL PAYMENTS CCD 8788242907039 CITY OF DALWORTHINGTON BANKCARD PROCESSING	145.00
4/14	GLOBAL DEP GLOBAL PAYMENTS CCD 8788242907041 CITY OF DALWORTHINGTON BANKCARD PROCESSING	844.00
4/14	GLOBAL DEP GLOBAL PAYMENTS CCD 8788242907040 CITY OF DALWORTHINGTON BANKCARD PROCESSING	1,765.53
4/14	GLOBAL DEP GLOBAL PAYMENTS CCD 8788242907042 CITY OF DALWORTHINGTON BANKCARD PROCESSING	4,180.80
4/15	EDI/EFTPMT ALLPAID CTX ISA*00* *00* *17*006960416 *ZZ*ALLPAI D *260413*1502*U*00401*	50.00
4/15	EDI/EFTPMT ALLPAID CTX ISA*00* *00* *17*006960416 *ZZ*ALLPAI D *260413*1502*U*00401*	120.00
4/15	GLOBAL DEP GLOBAL PAYMENTS CCD 8788242907039	590.00

SusserBank

3030 Matlock Rd, Ste 110
Arlington, TX 76015

Date 4/30/26
Primary Account

Page 7

Platinum Money Market

(Continued)

DEPOSITS AND ADDITIONS		
Date	Description	Amount
	CITY OF DALWORTHINGTON BANKCARD PROCESSING	
4/15	GLOBAL DEP GLOBAL PAYMENTS CCD 8788242907041 CITY OF DALWORTHINGTON BANKCARD PROCESSING	787.00
4/15	GLOBAL DEP GLOBAL PAYMENTS CCD 8788242907040 CITY OF DALWORTHINGTON BANKCARD PROCESSING	1,234.63
4/15	GLOBAL DEP GLOBAL PAYMENTS CCD 8788242907042 CITY OF DALWORTHINGTON BANKCARD PROCESSING	2,537.50
4/15	Deposit/Credit	100.00
4/15	Deposit/Credit	541.51
4/15	Deposit/Credit	865.33
4/15	Deposit/Credit	889.05
4/15	Deposit/Credit	1,236.21
4/15	Deposit/Credit	1,514.50
4/15	Deposit/Credit	3,573.38
4/15	Deposit/Credit	5,340.04
4/16	GLOBAL DEP GLOBAL PAYMENTS CCD 8788242907042 CITY OF DALWORTHINGTON BANKCARD PROCESSING	743.50
4/16	GLOBAL DEP GLOBAL PAYMENTS CCD 8788242907041 CITY OF DALWORTHINGTON BANKCARD PROCESSING	997.00
4/16	GLOBAL DEP GLOBAL PAYMENTS CCD 8788242907040 CITY OF DALWORTHINGTON BANKCARD PROCESSING	3,714.66
4/17	EDI/EFTPMT ALLPAID CTX ISA*00* *00* *17*006960416 *ZZ*ALLPAI D *260415*1431*U*00401*	100.00
4/17	GLOBAL DEP GLOBAL PAYMENTS CCD 8788242907041 CITY OF DALWORTHINGTON BANKCARD PROCESSING	209.00
4/17	GLOBAL DEP GLOBAL PAYMENTS CCD 8788242907039 CITY OF DALWORTHINGTON BANKCARD PROCESSING	313.46
4/17	EDI/EFTPMT ALLPAID CTX	631.00

SusserBank

3030 Matlock Rd, Ste 110
Arlington, TX 76015

Date 4/30/26
Primary Account

Page 8

Platinum Money Market

(Continued)

DEPOSITS AND ADDITIONS		
Date	Description	Amount
	ISA*00* *00* *17*006960416 *ZZ*ALLPAI D *260415*1431*U*00401*	
4/17	GLOBAL DEP GLOBAL PAYMENTS CCD 8788242907040 CITY OF DALWORTHINGTON BANKCARD PROCESSING	847.57
4/17	GLOBAL DEP GLOBAL PAYMENTS CCD 8788242907042 CITY OF DALWORTHINGTON BANKCARD PROCESSING	3,382.80
4/17	Deposit/Credit	130.00
4/17	Deposit/Credit	151.62
4/17	Deposit/Credit	1,516.42
4/17	Deposit/Credit	4,097.23
4/20	GLOBAL DEP GLOBAL PAYMENTS CCD 8788242907039 CITY OF DALWORTHINGTON BANKCARD PROCESSING	624.33
4/20	GLOBAL DEP GLOBAL PAYMENTS CCD 8788242907042 CITY OF DALWORTHINGTON BANKCARD PROCESSING	666.50
4/20	GLOBAL DEP GLOBAL PAYMENTS CCD 8788242907041 CITY OF DALWORTHINGTON BANKCARD PROCESSING	855.00
4/20	GLOBAL DEP GLOBAL PAYMENTS CCD 8788242907040 CITY OF DALWORTHINGTON BANKCARD PROCESSING	855.82
4/20	GLOBAL DEP GLOBAL PAYMENTS CCD 8788242907040 CITY OF DALWORTHINGTON BANKCARD PROCESSING	912.63
4/20	GLOBAL DEP GLOBAL PAYMENTS CCD 8788242907042 CITY OF DALWORTHINGTON BANKCARD PROCESSING	1,033.20
4/20	GLOBAL DEP GLOBAL PAYMENTS CCD 8788242907042 CITY OF DALWORTHINGTON BANKCARD PROCESSING	1,326.30
4/20	GLOBAL DEP GLOBAL PAYMENTS CCD 8788242907040 CITY OF DALWORTHINGTON BANKCARD PROCESSING	2,286.91
4/20	ACH Collec City of Dalworth CCD 9756003069	5,461.49

SusserBank

3030 Matlock Rd, Ste 110
Arlington, TX 76015

Date 4/30/26
Primary Account

Page 9

Platinum Money Market

(Continued)

DEPOSITS AND ADDITIONS		
Date	Description	Amount
4/20	City of Dalworth ACH Collec City of Dalworth PPD	27,149.75
4/21	GLOBAL DEP GLOBAL PAYMENTS CCD 8788242907039 CITY OF DALWORTHINGTON	115.40
4/21	BANKCARD PROCESSING EDI/EFTPMT ALLPAID CTX ISA*00* *00* *17*006960416 *ZZ*ALLPAI D *260417*1431*U*00401*	120.00
4/21	EDI/EFTPMT ALLPAID CTX ISA*00* *00* *17*006960416 *ZZ*ALLPAI D *260417*1431*U*00401*	746.00
4/21	GLOBAL DEP GLOBAL PAYMENTS CCD 8788242907042 CITY OF DALWORTHINGTON	1,587.00
4/21	BANKCARD PROCESSING GLOBAL DEP GLOBAL PAYMENTS CCD 8788242907041 CITY OF DALWORTHINGTON	2,374.00
4/21	BANKCARD PROCESSING GLOBAL DEP GLOBAL PAYMENTS CCD 8788242907040 CITY OF DALWORTHINGTON	35,477.94
4/22	BANKCARD PROCESSING EDI/EFTPMT ALLPAID CTX ISA*00* *00* *17*006960416 *ZZ*ALLPAI D *260420*1433*U*00401*	1,157.60
4/22	GLOBAL DEP GLOBAL PAYMENTS CCD 8788242907041 CITY OF DALWORTHINGTON	1,257.00
4/22	BANKCARD PROCESSING GLOBAL DEP GLOBAL PAYMENTS CCD 8788242907042 CITY OF DALWORTHINGTON	2,541.40
4/22	BANKCARD PROCESSING GLOBAL DEP GLOBAL PAYMENTS CCD 8788242907040 CITY OF DALWORTHINGTON	3,570.53
4/23	BANKCARD PROCESSING EDI/EFTPMT ALLPAID CTX	200.00

SusserBank

3030 Matlock Rd, Ste 110
Arlington, TX 76015

Date 4/30/26
Primary Account

Page 10

Platinum Money Market

(Continued)

DEPOSITS AND ADDITIONS		
Date	Description	Amount
	ISA*00* *00* *17*006960416 *ZZ*ALLPAI D *260421*1501*U*00401*	
4/23	GLOBAL DEP GLOBAL PAYMENTS CCD 8788242907039 CITY OF DALWORTHINGTON BANKCARD PROCESSING	401.43
4/23	GLOBAL DEP GLOBAL PAYMENTS CCD 8788242907041 CITY OF DALWORTHINGTON BANKCARD PROCESSING	530.00
4/23	GLOBAL DEP GLOBAL PAYMENTS CCD 8788242907040 CITY OF DALWORTHINGTON BANKCARD PROCESSING	1,128.84
4/23	GLOBAL DEP GLOBAL PAYMENTS CCD 8788242907042 CITY OF DALWORTHINGTON BANKCARD PROCESSING	2,534.00
4/23	INVESTMENT 3880 LOGIC FD PPD	4,500.00
	0003880: 3880 - LOC	
4/23	Deposit/Credit	210.00
4/23	Deposit/Credit	376.99
4/23	Deposit/Credit	661.00
4/23	Deposit/Credit	712.64
4/23	Deposit/Credit	1,414.99
4/23	Deposit/Credit	3,030.91
4/23	Deposit/Credit	3,037.40
4/23	Deposit/Credit	7,637.25
4/24	EDI/EFTPMT ALLPAID CTX	200.00
	ISA*00* *00* *17*006960416 *ZZ*ALLPAI D *260422*1501*U*00401*	
4/24	GLOBAL DEP GLOBAL PAYMENTS CCD 8788242907041 CITY OF DALWORTHINGTON BANKCARD PROCESSING	457.00
4/24	GLOBAL DEP GLOBAL PAYMENTS CCD 8788242907042 CITY OF DALWORTHINGTON BANKCARD PROCESSING	1,194.99
4/24	GLOBAL DEP GLOBAL PAYMENTS CCD 8788242907040 CITY OF DALWORTHINGTON BANKCARD PROCESSING	3,179.91

SusserBank

3030 Matlock Rd, Ste 110
Arlington, TX 76015

Date 4/30/26
Primary Account

Page 11

Platinum Money Market

(Continued)

DEPOSITS AND ADDITIONS		
Date	Description	Amount
4/27	EDI/EFTPMT ALLPAID CTX ISA*00* *00* *17*006960416 *ZZ*ALLPAI D *260423*1503*U*00401*	100.00
4/27	GLOBAL DEP GLOBAL PAYMENTS CCD 8788242907039 CITY OF DALWORTHINGTON BANKCARD PROCESSING	142.34
4/27	GLOBAL DEP GLOBAL PAYMENTS CCD 8788242907042 CITY OF DALWORTHINGTON BANKCARD PROCESSING	684.00
4/27	GLOBAL DEP GLOBAL PAYMENTS CCD 8788242907042 CITY OF DALWORTHINGTON BANKCARD PROCESSING	1,252.00
4/27	GLOBAL DEP GLOBAL PAYMENTS CCD 8788242907042 CITY OF DALWORTHINGTON BANKCARD PROCESSING	1,632.20
4/27	GLOBAL DEP GLOBAL PAYMENTS CCD 8788242907041 CITY OF DALWORTHINGTON BANKCARD PROCESSING	1,690.00
4/27	GLOBAL DEP GLOBAL PAYMENTS CCD 8788242907040 CITY OF DALWORTHINGTON BANKCARD PROCESSING	2,465.70
4/27	GLOBAL DEP GLOBAL PAYMENTS CCD 8788242907040 CITY OF DALWORTHINGTON BANKCARD PROCESSING	3,542.80
4/27	GLOBAL DEP GLOBAL PAYMENTS CCD 8788242907040 CITY OF DALWORTHINGTON BANKCARD PROCESSING	3,554.62
4/28	EDI/EFTPMT ALLPAID CTX ISA*00* *00* *17*006960416 *ZZ*ALLPAI D *260424*1431*U*00401*	200.00
4/28	GLOBAL DEP GLOBAL PAYMENTS CCD 8788242907041 CITY OF DALWORTHINGTON BANKCARD PROCESSING	1,711.00
4/28	GLOBAL DEP GLOBAL PAYMENTS CCD 8788242907042	1,736.00

SusserBank

3030 Matlock Rd, Ste 110
Arlington, TX 76015

Date 4/30/26
Primary Account

Page 12

Platinum Money Market

(Continued)

DEPOSITS AND ADDITIONS		
Date	Description	Amount
	CITY OF DALWORTHINGTON BANKCARD PROCESSING	
4/28	GLOBAL DEP GLOBAL PAYMENTS CCD 8788242907039 CITY OF DALWORTHINGTON BANKCARD PROCESSING	1,987.25
4/28	GLOBAL DEP GLOBAL PAYMENTS CCD 8788242907040 CITY OF DALWORTHINGTON BANKCARD PROCESSING	2,894.18
4/28	EDI PYMNTS BKV North Texas, PPD	4,877.52
	EDI	
4/29	EDI/EFTPMT ALLPAID CTX ISA*00* *00* *17*006960416 *ZZ*ALLPAI D *260427*1501*U*00401*	100.00
4/29	GLOBAL DEP GLOBAL PAYMENTS CCD 8788242907039 CITY OF DALWORTHINGTON BANKCARD PROCESSING	134.65
4/29	PAYMENTS Oncor Electric D CTX ISA*00* *00* *14*1039940675000 *01*006981 815 *260427*1932*U*00401*	247.21
4/29	GLOBAL DEP GLOBAL PAYMENTS CCD 8788242907042 CITY OF DALWORTHINGTON BANKCARD PROCESSING	1,015.00
4/29	GLOBAL DEP GLOBAL PAYMENTS CCD 8788242907041 CITY OF DALWORTHINGTON BANKCARD PROCESSING	1,957.00
4/29	GLOBAL DEP GLOBAL PAYMENTS CCD 8788242907040 CITY OF DALWORTHINGTON BANKCARD PROCESSING	5,463.07
4/29	Deposit/Credit	48.71
4/29	Deposit/Credit	369.00
4/29	Deposit/Credit	681.23
4/29	Deposit/Credit	964.27
4/29	Deposit/Credit	2,557.89
4/29	Deposit/Credit	2,811.89
4/29	Deposit/Credit	4,005.87
4/29	Deposit/Credit	7,849.70

SusserBank

3030 Matlock Rd, Ste 110
Arlington, TX 76015

Date 4/30/26
Primary Account

Page 13

Platinum Money Market

(Continued)

DEPOSITS AND ADDITIONS		
Date	Description	Amount
4/30	Transfer fr X9050 to X0601: Me mo: PRFDC APR 26 Expenses	14,584.15
4/30	Transfer fr X5502 to X0601: Me mo: CCPD APR 26 Expenses	44,130.46
4/30	GLOBAL DEP GLOBAL PAYMENTS CCD 8788242907041 CITY OF DALWORTHINGTON BANKCARD PROCESSING	207.00
4/30	GLOBAL DEP GLOBAL PAYMENTS CCD 8788242907039 CITY OF DALWORTHINGTON BANKCARD PROCESSING	506.88
4/30	GLOBAL DEP GLOBAL PAYMENTS CCD 8788242907042 CITY OF DALWORTHINGTON BANKCARD PROCESSING	1,473.10
4/30	GLOBAL DEP GLOBAL PAYMENTS CCD 8788242907040 CITY OF DALWORTHINGTON BANKCARD PROCESSING	4,326.02
4/30	Interest Deposit	295.34

CHECKS AND WITHDRAWALS		
Date	Description	Amount
4/02	GLOBAL STL GLOBAL PAYMENTS CCD 8788242907039 CITY OF DALWORTHINGTON BANKCARD PROCESSING	141.15-
4/02	GLOBAL STL GLOBAL PAYMENTS CCD 8788242907041 CITY OF DALWORTHINGTON BANKCARD PROCESSING	819.15-
4/02	GLOBAL STL GLOBAL PAYMENTS CCD 8788242907042 CITY OF DALWORTHINGTON BANKCARD PROCESSING	1,692.32-
4/02	GLOBAL STL GLOBAL PAYMENTS CCD 8788242907040 CITY OF DALWORTHINGTON BANKCARD PROCESSING	2,894.26-
4/06	Transfer fr X0601 to X7273: Me mo: Seizure Case 2300003221 tr	1,609.00-
4/08	DD WEBFILE TAX PYMT CCD 902/82317015 33311/12345/EDI/XML - CPA TAX PAYMENTS	1,634.04-
4/08	DEBIT TXWORKFORCECOMM CCD (512)463-2325	5,119.23-

SusserBank

3030 Matlock Rd, Ste 110
Arlington, TX 76015

Date 4/30/26
Primary Account

Page 14

Platinum Money Market

(Continued)

CHECKS AND WITHDRAWALS		
Date	Description	Amount
	TWC-998808561 TWC UI TAX	
4/10	Account Analysis Charge	306.30-
4/10	ACH Paymen City of Dalworth CCD 9756003069	179.22-
4/10	City of Dalworth PAYMENTS NATIONWIDE PPD	1,173.87-
4/10	USATAXPYMT IRS CCD XXXXX0094191815	23,059.13-
4/10	FINANCE CITY OF DALWOR PAYROLL City of Dalworth PPD	65,642.75-
4/10	PAYROLL DEPOSIT Transfer fr X0601 to X9050: Me mo: Savgs MM FacDevCorp	10,242.17-
4/13	CHILDSUPP Texas SDU CCD 261000004505994	461.54-
4/13	City of Dalworthington PLAN FUND WEX HEALTH INC CCD 26100EBF625E6	648.82-
4/13	CITY OF DALWORTHINGTON PRETAX BENEFIT TRANS PLAN FUND WEX HEALTH INC CCD 2610038855BA7	703.61-
4/13	CITY OF DALWORTHINGTON PRETAX BENEFIT TRANS PAYROLL TMRS CCD 51691	51,412.77-
4/16	DALWORTHINGTON GARDENS INVESTMENT 3880 - LOCAL GOV PPD	20,484.34-
4/24	0003880 ACH Paymen City of Dalworth CCD 9756003069	179.22-
4/24	City of Dalworth CHILDSUPP Texas SDU CCD 261130004519975	461.54-
4/24	City of Dalworthington PAYMENTS NATIONWIDE PPD	1,173.87-
4/24	USATAXPYMT IRS CCD XXXXX1401643433	21,236.29-
4/24	FINANCE CITY OF DALWOR PAYROLL City of Dalworth PPD	61,824.76-

SusserBank

3030 Matlock Rd, Ste 110
Arlington, TX 76015

Date 4/30/26
Primary Account

Page 15

Platinum Money Market

(Continued)

CHECKS AND WITHDRAWALS		
Date	Description	Amount
4/24	PAYROLL DEPOSIT DD WEBFILE TAX PYMT CCD 902/82470799 33311/12345/EDI/XML - CPA TAX PAYMENTS	67,020.73-
4/27	PLAN FUND WEX HEALTH INC CCD 2611460DB61D2 CITY OF DALWORTHINGTON PRETAX BENEFIT TRANS	648.82-
4/27	PLAN FUND WEX HEALTH INC CCD 261145E4BF898 CITY OF DALWORTHINGTON PRETAX BENEFIT TRANS	703.61-
4/28	POSTEDGE PITNEY BOWES CCD 27671437 Susser Bank	500.00-
4/28	DD WEBFILE TAX PYMT CCD 902/82629053 33311/12345/EDI/XML - CPA TAX PAYMENTS	6,275.62-

--- CHECKS IN NUMBER ORDER ---					
Date	Check No	Amount	Date	Check No	Amount
4/03	67610	90.00	4/23	67668	190.00
4/06	67641*	1,525.00	4/23	67669	677.62
4/10	67643*	662.86	4/13	67670	1,944.05
4/06	67644	97.99	4/13	67671	938.53
4/03	67645	936.46	4/10	67672	912.41
4/03	67646	103.22	4/16	67673	901.03
4/02	67647	127.83	4/20	67674	220.98
4/03	67648	825.35	4/20	67675	4,736.20
4/06	67649	98.16	4/14	67676	1,484.00
4/02	67650	342.00	4/20	67679*	1,491.70
4/23	67651	213.95	4/16	67680	199.91
4/02	67652	17,337.96	4/24	67681	489.40
4/02	67653	26,586.69	4/10	67682	3,450.00
4/02	67654	1,000.00	4/21	67684*	2,000.00
4/03	67658*	2,500.00	4/13	67685	43.50
4/09	67659	88.64	4/15	67686	229.50
4/02	67660	30,158.96	4/15	67687	975.00
4/06	67661	245.40	4/17	67688	250.00
4/17	67662	496.00	4/22	67689	1,290.94
4/13	67663	1,279.65	4/13	67690	67.35
4/13	67664	204.30	4/24	67691	258.42
4/16	67665	812.00	4/16	67692	1,858.34
4/10	67666	36,793.81	4/21	67693	90.00
4/23	67667	7,032.14	4/20	67694	80.00

* Denotes missing check numbers

SusserBank

3030 Matlock Rd, Ste 110
Arlington, TX 76015

Date 4/30/26
Primary Account

Page 16

Platinum Money Market

(Continued)

--- CHECKS IN NUMBER ORDER ---					
Date	Check No	Amount	Date	Check No	Amount
4/14	67695	36,855.25	4/23	67712	17,435.36
4/14	67696	290.43	4/24	67714*	653.30
4/14	67697	1,838.90	4/29	67715	6,875.00
4/15	67698	412.67	4/30	67716	11,565.00
4/20	67699	48.66	4/27	67717	1,000.00
4/14	67700	10.23	4/27	67720*	33,640.89
4/23	67701	14.27	4/30	67721	7,054.30
4/29	67702	3.88	4/23	67722	2,600.00
4/28	67703	3,000.00	4/27	67723	6,410.11
4/28	67704	424.00	4/28	67724	1,340.16
4/24	67705	1,622.76	4/27	67725	120.19
4/23	67706	14,575.78	4/24	67726	4,025.63
4/27	67707	1,179.28	4/23	67727	100.00
4/24	67708	869.64	4/30	67728	895.00
4/23	67709	11,418.30	4/30	67736*	342.00
4/27	67710	462.50	4/30	67742*	30,158.96
4/27	67711	317.90			

* Denotes missing check numbers

DAILY BALANCE INFORMATION					
Date	Balance	Date	Balance	Date	Balance
4/01	208,037.28	4/13	238,651.14	4/23	267,080.63
4/02	133,355.30	4/14	205,207.66	4/24	112,296.97
4/03	131,641.89	4/15	222,969.64	4/27	82,877.33
4/06	132,104.06	4/16	204,169.18	4/28	84,743.50
4/07	141,196.59	4/17	214,802.28	4/29	106,070.11
4/08	330,467.59	4/20	249,396.67	4/30	121,577.80
4/09	341,277.41	4/21	287,727.01		
4/10	266,360.16	4/22	294,962.60		

INTEREST RATE SUMMARY	
Date	Rate
3/31	1.850000%

VENDOR I.D.	NAME	STATUS	CHECK DATE	AMOUNT	DISCOUNT	CHECK NO	CHECK STATUS	CHECK AMOUNT
2109	TX WORKFORCE COMMISSION - STAT							
I-SUI 1ST QTR 26	TWC SUI TAX QTR END 03/31/26	D	4/10/2026			001155	C	
110 30.6031	Personnel:SUTA Taxes	TWC SUI TAX QTR END		112.86				
110 40.6031	Personnel:SUTA Taxes	TWC SUI TAX QTR END		230.85				
110 50.6031	Personnel:SUTA Taxes	TWC SUI TAX QTR END		2,241.35				
110 55.6031	Personnel:SUTA Taxes	TWC SUI TAX QTR END		851.81				
110 60.6031	Personnel:SUTA Taxes	TWC SUI TAX QTR END		350.91				
120 40.6031	Personnel:SUTA Taxes	TWC SUI TAX QTR END		742.85				
180 40.6031	Personnel:SUTA Taxes	TWC SUI TAX QTR END		246.60				
185 50.6031	Personnel:SUTA Taxes	TWC SUI TAX QTR END		342.00				5,119.23
0174	STATE COMPTRROLLER							
I-3/31/2026	EFT SCUT MONTH 3/31/26	D	4/07/2026			001156	C	
120 00.2080	State Sales Tax Payable	EFT SCUT MONTH 3/31/		1,634.04				
120 00.2080	State Sales Tax Payable	EFT SCUT MONTH 3/31/		57.96CR				1,576.08
1551	STATE COMPTRROLLER							
I-03/31/2026	STATE CRIMINAL COSTS 03/31/26	D	4/24/2026			001157	C	
205 00.2245	Fees: State Traffic	STATE CRIMINAL COSTS		16,157.59				
205 00.2246	Fees:MovingViolation-State/MVF	STATE CRIMINAL COSTS		0.45				
205 00.2290	Fees: Consolidated Costs	STATE CRIMINAL COSTS		55,752.76				
205 00.2294	Fees: FTA OMNI STATE	STATE CRIMINAL COSTS		761.13				
205 00.2295	Fees: State Jury Fee/SJRF	STATE CRIMINAL COSTS		510.67				
205 00.2299	Fees:Truancy Prevention Fund	STATE CRIMINAL COSTS		38.75				
205 00.2310	Time Payment Fee	STATE CRIMINAL COSTS		75.00				73,296.35
000628	WEX HEALTH INC							
I-HRA202604071522	HRA CONTRIBUTIONS	D	4/10/2026			001158	C	
110 50.6048	Personnel:HSA/HRA	HRA CONTRIBUTIONS		75.53				
110 55.6048	Personnel:HSA/HRA	HRA CONTRIBUTIONS		5.75				
110 60.6048	Personnel:HSA/HRA	HRA CONTRIBUTIONS		32.04				
120 40.6048	Personnel:HSA/HRA	HRA CONTRIBUTIONS		57.03				
180 40.6048	Personnel:HSA/HRA	HRA CONTRIBUTIONS		8.87				179.22
000628	WEX HEALTH INC							
I-HSA202604071522	HSA CONTRIBUTIONS	D	4/10/2026			001159	C	
110 30.6048	Personnel:HSA/HRA	HSA CONTRIBUTIONS		20.57				
110 40.6048	Personnel:HSA/HRA	HSA CONTRIBUTIONS		32.24				
110 50.6048	Personnel:HSA/HRA	HSA CONTRIBUTIONS		409.99				
110 55.6048	Personnel:HSA/HRA	HSA CONTRIBUTIONS		35.59				
110 60.6048	Personnel:HSA/HRA	HSA CONTRIBUTIONS		19.54				
120 40.6048	Personnel:HSA/HRA	HSA CONTRIBUTIONS		52.07				
180 40.6048	Personnel:HSA/HRA	HSA CONTRIBUTIONS		7.17				
185 50.6048	Personnel:HSA/HRA	HSA CONTRIBUTIONS		71.65				
210 00.2061	Insurance Payable - HSA	HSA CONTRIBUTIONS		703.61				1,352.43

VENDOR I.D.	NAME	STATUS	CHECK DATE	AMOUNT	DISCOUNT	CHECK NO	CHECK STATUS	CHECK AMOUNT
000455	TX CHILD SUPPORT SDU							
I-CS 202604071522	CHILD SUPPORT	D	4/10/2026			001160	C	
210 00.2055	Child Support Payable	CHILD SUPPORT		461.54				461.54
000425	NATIONWIDE RETIREMENT SOLUTION							
I-NPR202604071522	457B-Nationwide Pre-Tax	D	4/10/2026			001161	C	
210 00.2062	Nationwide Payable	457B-Nationwide Pre-		1,173.87				1,173.87
000008	EFTPS							
I-T1 202604071522	Federal Withholding	D	4/10/2026			001162	C	
210 00.2020	Withholding Payable	Federal Withholding		9,248.29				
I-T3 202604071522	Social Security	D	4/10/2026			001162	C	
110 30.6030	Personnel:FICA(SS) & Medicare	Social Security		162.48				
110 40.6030	Personnel:FICA(SS) & MediCare	Social Security		313.69				
110 50.6030	Personnel:FICA(SS) & Medicare	Social Security		2,830.56				
110 55.6030	Personnel:FICA(SS) & Medicare	Social Security		802.63				
110 60.6030	Personnel:FICA(SS) & Medicare	Social Security		333.54				
120 40.6030	Personnel:FICA(SS) & MediCare	Social Security		808.96				
180 40.6030	Personnel:FICA(SS) & MediCare	Social Security		130.54				
185 50.6030	Personnel:FICA(SS) & Medicare	Social Security		214.14				
210 00.2010	Social Security Payable	Social Security		5,596.54				
I-T4 202604071522	Medicare withhold	D	4/10/2026			001162	C	
110 30.6030	Personnel:FICA(SS) & Medicare	Medicare withhold		38.00				
110 40.6030	Personnel:FICA(SS) & MediCare	Medicare withhold		73.36				
110 50.6030	Personnel:FICA(SS) & Medicare	Medicare withhold		661.99				
110 55.6030	Personnel:FICA(SS) & Medicare	Medicare withhold		187.71				
110 60.6030	Personnel:FICA(SS) & Medicare	Medicare withhold		78.01				
120 40.6030	Personnel:FICA(SS) & MediCare	Medicare withhold		189.17				
180 40.6030	Personnel:FICA(SS) & MediCare	Medicare withhold		30.56				
185 50.6030	Personnel:FICA(SS) & Medicare	Medicare withhold		50.08				
210 00.2015	Medicare Payable	Medicare withhold		1,308.88				23,059.13
000628	WEX HEALTH INC							
I-HRA202604211523	HRA CONTRIBUTIONS	D	4/24/2026			001163	C	
110 50.6048	Personnel:HSA/HRA	HRA CONTRIBUTIONS		74.50				
110 55.6048	Personnel:HSA/HRA	HRA CONTRIBUTIONS		6.78				
110 60.6048	Personnel:HSA/HRA	HRA CONTRIBUTIONS		32.11				
120 40.6048	Personnel:HSA/HRA	HRA CONTRIBUTIONS		56.94				
180 40.6048	Personnel:HSA/HRA	HRA CONTRIBUTIONS		8.89				179.22
000628	WEX HEALTH INC							
I-HSA202604211523	HSA CONTRIBUTIONS	D	4/24/2026			001164	C	
110 30.6048	Personnel:HSA/HRA	HSA CONTRIBUTIONS		20.57				
110 40.6048	Personnel:HSA/HRA	HSA CONTRIBUTIONS		32.23				
110 50.6048	Personnel:HSA/HRA	HSA CONTRIBUTIONS		409.66				
110 55.6048	Personnel:HSA/HRA	HSA CONTRIBUTIONS		35.92				
110 60.6048	Personnel:HSA/HRA	HSA CONTRIBUTIONS		19.54				
120 40.6048	Personnel:HSA/HRA	HSA CONTRIBUTIONS		52.06				

VENDOR I.D.	NAME	STATUS	CHECK DATE	AMOUNT	DISCOUNT	CHECK NO	CHECK STATUS	CHECK AMOUNT
000628	WEX HEALTH INC	CONT						
I-HSA202604211523	HSA CONTRIBUTIONS	D	4/24/2026			001164	C	
180 40.6048	Personnel:HSA/HRA			7.19				
185 50.6048	Personnel:HSA/HRA			71.65				
210 00.2061	Insurance Payable - HSA			703.61				1,352.43
000455	TX CHILD SUPPORT SDU							
I-CS 202604211523	CHILD SUPPORT	D	4/24/2026			001165	C	
210 00.2055	Child Support Payable	CHILD SUPPORT		461.54				461.54
000425	NATIONWIDE RETIREMENT SOLUTION							
I-NPR202604211523	457B-Nationwide Pre-Tax	D	4/24/2026			001166	C	
210 00.2062	Nationwide Payable	457B-Nationwide Pre-		1,173.87				1,173.87
1357	TMRS							
I-PEN202604071522	TMRS Pension	D	4/24/2026			001167	O	
110 30.6045	Personnel:TMRS	TMRS Pension		633.25				
110 40.6045	Personnel:TMRS	TMRS Pension		1,180.73				
110 50.6045	Personnel:TMRS	TMRS Pension		10,863.78				
110 55.6045	Personnel:TMRS	TMRS Pension		2,890.07				
110 60.6045	Personnel:TMRS	TMRS Pension		1,190.36				
120 40.6045	Personnel:TMRS	TMRS Pension		2,941.42				
180 40.6045	Personnel:TMRS	TMRS Pension		467.22				
185 50.6045	Personnel:TMRS	TMRS Pension		794.18				
210 00.2033	Tx Municipal Retirement System	TMRS Pension		6,393.32				
I-PEN202604211523	TMRS Pension	D	4/24/2026			001167	O	
110 30.6045	Personnel:TMRS	TMRS Pension		633.24				
110 40.6045	Personnel:TMRS	TMRS Pension		1,188.03				
110 50.6045	Personnel:TMRS	TMRS Pension		9,932.94				
110 55.6045	Personnel:TMRS	TMRS Pension		2,756.30				
110 60.6045	Personnel:TMRS	TMRS Pension		1,181.46				
120 40.6045	Personnel:TMRS	TMRS Pension		2,934.91				
180 40.6045	Personnel:TMRS	TMRS Pension		466.30				
185 50.6045	Personnel:TMRS	TMRS Pension		795.76				
210 00.2033	Tx Municipal Retirement System	TMRS Pension		6,066.35				53,309.62
000008	EFTPS							
I-T1 202604211523	Federal Withholding	D	4/24/2026			001168	C	
210 00.2020	Withholding Payable	Federal Withholding		8,278.07				
I-T3 202604211523	Social Security	D	4/24/2026			001168	C	
110 30.6030	Personnel:FICA(SS) & Medicare	Social Security		160.63				
110 40.6030	Personnel:FICA(SS) & MediCare	Social Security		314.04				
110 50.6030	Personnel:FICA(SS) & Medicare	Social Security		2,530.69				
110 55.6030	Personnel:FICA(SS) & Medicare	Social Security		774.34				
110 60.6030	Personnel:FICA(SS) & Medicare	Social Security		328.11				
120 40.6030	Personnel:FICA(SS) & MediCare	Social Security		800.80				
180 40.6030	Personnel:FICA(SS) & MediCare	Social Security		129.47				
185 50.6030	Personnel:FICA(SS) & Medicare	Social Security		212.95				

VENDOR I.D.	NAME	STATUS	CHECK DATE	AMOUNT	DISCOUNT	CHECK NO	CHECK STATUS	CHECK AMOUNT
000008	EFTPS	CONT						
I-T3 202604211523	Social Security	D	4/24/2026			001168	C	
210 00.2010	Social Security Payable	Social Security		5,251.03				
I-T4 202604211523	Medicare withhold	D	4/24/2026			001168	C	
110 30.6030	Personnel:FICA(SS) & Medicare	Medicare withhold		37.58				
110 40.6030	Personnel:FICA(SS) & MediCare	Medicare withhold		73.45				
110 50.6030	Personnel:FICA(SS) & Medicare	Medicare withhold		591.88				
110 55.6030	Personnel:FICA(SS) & Medicare	Medicare withhold		181.10				
110 60.6030	Personnel:FICA(SS) & Medicare	Medicare withhold		76.75				
120 40.6030	Personnel:FICA(SS) & MediCare	Medicare withhold		187.26				
180 40.6030	Personnel:FICA(SS) & MediCare	Medicare withhold		30.26				
185 50.6030	Personnel:FICA(SS) & Medicare	Medicare withhold		49.80				
210 00.2015	Medicare Payable	Medicare withhold		1,228.08				21,236.29
0281	ARL MUNICIPAL COURT							
I-3/31/26 #100656-1	#100656-1 PALMA GUTIERREZ, C	R	4/02/2026			067662	C	
205 00.2300	Outside Entities	#100656-1 PALMA GUTI		496.00				496.00
	#100656-1 PALMA GUTIERREZ, CRISTIAN							
	SMIKLE, LISA							
1275	AT&T MOBILITY DATA CARDS							
I-X03272026	SERV: 2/20/26-3/19/26	R	4/02/2026			067663	C	
110 30.6510	Utilities:Telephone	SERV: 2/20/26-3/19/2		14.29				
110 40.6510	Utilities:Telephone	SERV: 2/20/26-3/19/2		34.25				
110 50.6510	Utilities:Telephone	SERV: 2/20/26-3/19/2		90.93				
110 55.6510	Utilities:Telephone	SERV: 2/20/26-3/19/2		67.12				
110 60.6510	Utilities:Telephone	SERV: 2/20/26-3/19/2		55.43				
120 40.6510	Utilities:Telephone	SERV: 2/20/26-3/19/2		99.14				
180 40.6510	Utilities:Telephone	SERV: 2/20/26-3/19/2		19.49				
110 30.6520	Utilities:Mobile Data Trermin	SERV: 2/20/26-3/19/2		10.31				
110 40.6520	Utilities:Mobile Data Termin	SERV: 2/20/26-3/19/2		14.06				
110 50.6520	Utilities:Mobile Data Termin	SERV: 2/20/26-3/19/2		312.00				
110 55.6520	Utilities:Mobile Data Termin	SERV: 2/20/26-3/19/2		220.31				
110 60.6520	Utilities:Mobile Data Termin	SERV: 2/20/26-3/19/2		133.20				
120 40.6520	Utilities:Mobile Data Termin	SERV: 2/20/26-3/19/2		179.75				
180 40.6520	Utilities:Mobile Data Termin	SERV: 2/20/26-3/19/2		29.37				1,279.65
000331	AT&T-MANAGED INTERNET SERVICE							
I-03/25/2026	SERV: 3/26/26-4/25/26	R	4/02/2026			067664	C	
110 40.6510	Utilities:Telephone	SERV: 3/26/26-4/25/2		204.30				
110 40.6599	Utilities:O/H Cost Recovery	SERV: 3/26/26-4/25/2		81.72CR				
120 40.6599	Utilities:O/H Cost Expense	SERV: 3/26/26-4/25/2		81.72				204.30

VENDOR I.D.	NAME	STATUS	CHECK DATE	AMOUNT	DISCOUNT	CHECK NO	CHECK STATUS	CHECK AMOUNT
0111	CARROLLTON MUNICIPAL COUNT							
I-3/26/26 #100651-1	#100651-1 ALCARAZ, MARIA I	R	4/02/2026			067665	C	
205 00.2300	Outside Entities	#100651-1	ALCARAZ, ,	812.00				812.00
	#100651-1 ALCARAZ, MARIA ISABEL							
0226	ARLINGTON SEWER UTILITIES							
I-03/20/2026	SERV: 02/01/26-02/28/26	R	4/02/2026			067666	C	
120 40.7615	Contractual:Sewer Treatment	SERV: 02/01/26-02/28		36,793.81				36,793.81
000132	COMMERCE BANK - VISA COMMERCIA							
C-0786-02/26/2026	TAX REFUND-WTR STATION MODEM	R	4/02/2026			067667	C	
120 40.6905	Maintenance:Water Pumps/Motors	TAX REFUND-WTR STATI		17.97CR				
C-0786-03/06/2026	RETURN MODEM-WTR STATION	R	4/02/2026			067667	C	
120 40.6905	Maintenance:Water Pumps/Motors	RETURN MODEM-WTR STA		135.94CR				
C-3099-03/23/2026	REFUND SALES TAX SEC CAMERA	R	4/02/2026			067667	C	
110 60.7300	Contractual:Computer System	REFUND SALES TAX SEC		6.33CR				
120 40.7300	Contractual:Computer System	REFUND SALES TAX SEC		9.94CR				
180 40.7300	Contractual:Computer System	REFUND SALES TAX SEC		1.81CR				
110 40.7300	Contractual:Computer System	REFUND SALES TAX SEC		4.88CR				
120 40.7300	Contractual:Computer System	REFUND SALES TAX SEC		4.88CR				
180 40.7300	Contractual:Computer System	REFUND SALES TAX SEC		1.09CR				
110 30.7300	Contractual:Computer System	REFUND SALES TAX SEC		3.58CR				
110 60.7300	Contractual:Computer System	REFUND SALES TAX SEC		3.58CR				
120 40.7300	Contractual:Computer System	REFUND SALES TAX SEC		3.69CR				
110 50.7300	Contractual:Computer System	REFUND SALES TAX SEC		9.04CR				
110 55.7300	Contractual:Computer System	REFUND SALES TAX SEC		9.04CR				
110 50.7300	Contractual:Computer System	REFUND SALES TAX SEC		2.17CR				
110 55.7300	Contractual:Computer System	REFUND SALES TAX SEC		0.18CR				
120 40.7300	Contractual:Computer System	REFUND SALES TAX SEC		1.27CR				
110 50.7300	Contractual:Computer System	REFUND SALES TAX SEC		54.24CR				
110 55.7300	Contractual:Computer System	REFUND SALES TAX SEC		21.70CR				
C-3099-3/23/2026	REFUND: SALES TAX CITY CAMERAS	R	4/02/2026			067667	C	
110 60.7300	Contractual:Computer System	REFUND: SALES TAX CI		3.62CR				
120 40.7300	Contractual:Computer System	REFUND: SALES TAX CI		5.69CR				
180 40.7300	Contractual:Computer System	REFUND: SALES TAX CI		1.03CR				
110 40.7300	Contractual:Computer System	REFUND: SALES TAX CI		2.79CR				
120 40.7300	Contractual:Computer System	REFUND: SALES TAX CI		2.79CR				
180 40.7300	Contractual:Computer System	REFUND: SALES TAX CI		0.62CR				
110 30.7300	Contractual:Computer System	REFUND: SALES TAX CI		2.05CR				
110 60.7300	Contractual:Computer System	REFUND: SALES TAX CI		2.05CR				
120 40.7300	Contractual:Computer System	REFUND: SALES TAX CI		2.11CR				
110 50.7300	Contractual:Computer System	REFUND: SALES TAX CI		5.17CR				
110 55.7300	Contractual:Computer System	REFUND: SALES TAX CI		5.17CR				
110 50.7300	Contractual:Computer System	REFUND: SALES TAX CI		1.24CR				
110 55.7300	Contractual:Computer System	REFUND: SALES TAX CI		0.10CR				
120 40.7300	Contractual:Computer System	REFUND: SALES TAX CI		0.72CR				
110 50.7300	Contractual:Computer System	REFUND: SALES TAX CI		31.01CR				
110 55.7300	Contractual:Computer System	REFUND: SALES TAX CI		12.41CR				
C-5526-03/12/2026	(1)INTERM CRIME SCENE-BASS	R	4/02/2026			067667	C	

VENDOR I.D.	NAME	STATUS	CHECK DATE	AMOUNT	DISCOUNT	CHECK NO	CHECK STATUS	CHECK AMOUNT
000132	COMMERCE BANK - VISA CCONT							
C-5526-03/12/2026	(1)INTERM CRIME SCENE-BASS	R	4/02/2026			067667	C	
110 50.6100	Training & Travel	(1)INTERM CRIME SCEN		225.00CR				
C-6585-02/04/2026	RETURN GENERATOR BATTERY	R	4/02/2026			067667	C	
110 50.6810	Maintenance:Blgs/Ground/Park	RETURN GENERATOR BAT		156.23CR				
I-0395-3/4/2026-6	DWG UB 01-028703-00 2/1-2/28	R	4/02/2026			067667	C	
110 40.6515	Utilities:Water & Sewer	DWG UB 01-028703-00		86.64				
110 40.6599	Utilities:O/H Cost Recovery	DWG UB 01-028703-00		34.66CR				
120 40.6599	Utilities:O/H Cost Expense	DWG UB 01-028703-00		34.66				
I-0786-02/26/2026	(1)MTR MODEM-WTR STATION	R	4/02/2026			067667	C	
120 40.6905	Maintenance:Water Pumps/Motors	(1)MTR MODEM-WTR STA		235.55				
	MULTI TECH SYSTEMS MTR-LATI-B07							
I-0786-03/04/2026	2026 TCEQ COLLECT RENEW-DARWIN	R	4/02/2026			067667	C	
120 40.8010	Other:Membership &Dues	2026 TCEQ COLLECT RE		111.00				
	2026 TCEQ WASTEWATER COLLECTION III RENEWAL							
	DARWIN							
I-0786-03/04/2026-1	PW: MICROWAVE W/PROTECT PLAN	R	4/02/2026			067667	C	
120 40.6315	Mat/Supplies:Other	PW: MICROWAVE W/PROT		42.89				
110 60.6315	Mat/Supplies:Other	PW: MICROWAVE W/PROT		27.29				
180 40.6315	Mat/Supplies:Other	PW: MICROWAVE W/PROT		7.80				
	MICROWAVE W/2 YEAR PROTECTION PLAN							
I-0786-03/11/2026	SHIP-RETURN WTR STATION MODEM	R	4/02/2026			067667	C	
120 40.6245	Mat/Supplies:Postage	SHIP-RETURN WTR STAT		17.18				
I-0786-03/12/2026	(4)QUIKRETE MIX - CIRY HALL PO	R	4/02/2026			067667	C	
110 40.6810	Maintenance:Bldg/Grounds/Park	(4)QUIKRETE MIX - CI		17.92				
110 40.6499	Mat/Supplies:O/H Cost Recovery	(4)QUIKRETE MIX - CI		7.17CR				
120 40.6499	Mat/Supplies:O/H Cost Expense	(4)QUIKRETE MIX - CI		7.17				
I-0786-03/16/2026	TRIMMER/BUG KILLER/CHAIN/FUEL	R	4/02/2026			067667	C	
180 40.6400	Mat/Supplies:Tools & Supplies	GAS TRIMMER		279.00				
180 40.6400	Mat/Supplies:Tools & Supplies	(3) TRU FUEL		146.91				
180 40.6410	Mat/Supplies:Weed & Pest Cont	(7) FIRE ANT KILLER		83.79				
180 40.6400	Mat/Supplies:Tools & Supplies	(1)5/32 ROUND Y-CHAI		8.38				
180 40.6400	Mat/Supplies:Tools & Supplies	(1) ECHO 3 LB TRIM L		34.97				
180 40.6410	Mat/Supplies:Weed & Pest Cont	(4)WASP & HORNET AER		31.48				
I-2321-02/27/2026	(1)14" ZIP TIE (2)PLUNGER	R	4/02/2026			067667	C	
110 60.6805	Maintenance:Vehicles	(1)14" ZIP TIE PW TR		2.49				
120 40.6805	Maintenance:Vehicles	(1)14" ZIP TIE PW TR		2.49				
110 40.6216	Mat/Supplies:Facility Supplies	(1)14" ZIP TIE PW TR		43.96				
110 40.6499	Mat/Supplies:O/H Cost Recovery	(1)14" ZIP TIE PW TR		17.58CR				
120 40.6499	Mat/Supplies:O/H Cost Expense	(1)14" ZIP TIE PW TR		17.58				
I-2321-03/09/2026	(2)BATTERY FOR PW POWER TOOLS	R	4/02/2026			067667	C	
110 60.6400	Mat/Supplies:Tools & Supplies	(1)BATTERY FOR PW PO		104.65				
120 40.6400	Mat/Supplies:Tools & Supplies	(1)BATTERY FOR PW PO		164.45				
180 40.6400	Mat/Supplies:Tools & Supplies	(1)BATTERY FOR PW PO		29.90				
I-2321-03/10/2026	(1)16 PC METAL BLADE SET - PW	R	4/02/2026			067667	C	
110 60.6400	Mat/Supplies:Tools & Supplies	(1)16 PC METAL BLADE		8.04				
120 40.6400	Mat/Supplies:Tools & Supplies	(1)16 PC METAL BLADE		12.63				
180 40.6400	Mat/Supplies:Tools & Supplies	(1)16 PC METAL BLADE		2.30				

VENDOR I.D.	NAME	STATUS	CHECK DATE	AMOUNT	DISCOUNT	CHECK NO	CHECK STATUS	CHECK AMOUNT
I-2321-03/11/2026	(20) BAGS - MULCH - PARK	R	4/02/2026			067667	C	
180 40.6810	Maintenance:Blgs/Ground/Park	(20) BAGS - MULCH -		83.60				
I-2321-03/18/2026	WORK UNIFORMS - BRENDEN	R	4/02/2026			067667	C	
110 60.6300	Mat/Supplies:Uniforms	WORK UNIFORMS - BREN		118.30				
120 40.6300	Mat/Supplies:Uniforms	WORK UNIFORMS - BREN		185.90				
180 40.6300	Mat/Supplies:Uniforms	WORK UNIFORMS - BREN		33.80				
	(4)MEN'S DULUTH FLEX FIRE HOSE RELAXED FIT							
I-2321-03/25/2026	(1)KNEE PADS - PW DEPT	R	4/02/2026			067667	C	
110 60.6400	Mat/Supplies:Tools & Supplies	(1)KNEE PADS - PW DE		6.61				
120 40.6400	Mat/Supplies:Tools & Supplies	(1)KNEE PADS - PW DE		10.38				
180 40.6400	Mat/Supplies:Tools & Supplies	(1)KNEE PADS - PW DE		1.89				
I-3099-02/25/2026-2	3 MARIJUANA TEST;2 COCAINE TES	R	4/02/2026			067667	C	
110 50.6250	Mat/Supplies:PSO Supplies	(3)10PK MARIJUANA TE		96.00				
110 50.6250	Mat/Supplies:PSO Supplies	(2)10 PK COCAINE TES		64.00				
I-3099-02/26/2026	U49 & U50: REGISTRATION	R	4/02/2026			067667	C	
110 50.6805	Maintenance:Vehicles	U49 & U50: REGISTRAT		23.00				
I-3099-02/26/2026-1	PRISONER FOOD	R	4/02/2026			067667	C	
110 50.6260	Mat/Sup:DWG Prisoner Food	PRISONER FOOD		119.44				
	BREAKFAST SANDWICH/PEPPERONI HOT POCKET							
I-3099-03/02/2026	(1)500 PK WAX PAPER SHEETS	R	4/02/2026			067667	C	
110 50.6260	Mat/Sup:DWG Prisoner Food	(1)500 PK WAX PAPER		15.79				
I-3099-03/02/2026-1	SHIPPING CHRG FOR DRUG TESTS	R	4/02/2026			067667	C	
110 50.6245	Mat/Supplies:Postage	SHIPPING CHRG FOR DR		23.50				
I-3099-03/02/2026-2	(1)12 PC DINNER FORKS SET	R	4/02/2026			067667	C	
110 50.6216	Mat/Supplies:Facility Supplies	(1)12 PC DINNER FORK		8.98				
I-3099-03/02/2026-3	(1)PAPER TOWEL HOLDER	R	4/02/2026			067667	C	
110 50.6216	Mat/Supplies:Facility Supplies	(1)PAPER TOWEL HOLDE		11.39				
I-3099-03/04/2026	PPR TOWEL/WIPES/COFFEE/TP	R	4/02/2026			067667	C	
110 50.6216	Mat/Supplies:Facility Supplies	PPR TOWEL/WIPES/COFF		314.43				
110 55.6216	Mat/Supplies:Facility Supplies	PPR TOWEL/WIPES/COFF		78.61				
110 55.6270	Mat/Supplies:Emergency Equip	E43: EXTENSION CORD		49.98				
	PINE SOL/AAA BATTERIES/TP							
	EXTENSION CORD - ENG 43							
I-3099-03/12/2026	(2)PULLOVERS -SPURGEON	R	4/02/2026			067667	C	
110 50.6300	Mat/Supplies:Uniforms	(2)PULLOVERS -SPURGE		40.00				
I-3099-03/18/2026	(10)PD UNITS: CARWASH	R	4/02/2026			067667	C	
110 50.6805	Maintenance:Vehicles	(10)PD UNITS: CARWAS		150.00				
I-3099-03/24/2026	(4)8.5 x 11 COPY PAPER	R	4/02/2026			067667	C	
110 50.6215	Mat/Supplies:Office Supplies	(4)8.5 x 11 COPY PAP		163.62				
110 55.6215	Mat/Supplies:Office Supplies	(4)8.5 x 11 COPY PAP		40.90				
I-3099-03/24/2026-1	(1)6PK SYNTHETIC MOTOR OIL	R	4/02/2026			067667	C	
110 50.6805	Maintenance:Vehicles	(1)6PK SYNTHETIC MOT		46.48				
	MOTOR OIL OW-20							
	ALL PD UNITS							
I-3099-03/24/2026-2	(1)6PK DIAL FOAM HAND SOAP	R	4/02/2026			067667	C	
110 50.6216	Mat/Supplies:Facility Supplies	(1)6PK DIAL FOAM HAN		10.67				
110 55.6216	Mat/Supplies:Facility Supplies	(1)6PK DIAL FOAM HAN		2.66				
I-3099-03/24/2026-3	U302 DECAL REMOVR&SCRTACH REMO	R	4/02/2026			067667	C	

VENDOR I.D.	NAME	STATUS	CHECK DATE	AMOUNT	DISCOUNT	CHECK NO	CHECK STATUS	CHECK AMOUNT
000132	COMMERCE BANK - VISA CCONT							
I-3099-03/24/2026-3	U302 DECAL REMOVR&SCRATCH REMO	R	4/02/2026			067667	C	
110 50.6805	Maintenance:Vehicles	U302 DECAL REMOVR&SC		41.26				
	GRAPHIC REMOVER KIT &SCRATCH REMOVER KIT							
I-3905	TMCEC SEMINAR 2026-HUDSON	R	4/02/2026			067667	C	
110 30.6100	Training & Travel	TMCEC SEMINAR 2026-H		175.00				
	PANHANDLE REGIONAL JUDGES SEMINAR 206							
	SUZANNE HUDSON 04.28.26-04.30.26							
I-3905-02/26/2026	ADOBE MAR 26 2/26/26-3/28/26	R	4/02/2026			067667	C	
110 60.7300	Contractual:Computer System	ADOBE MAR 26 CODE EN		23.99				
120 40.7300	Contractual:Computer System	ADOBE MAR 26 PUBLIC		23.99				
110 50.7300	Contractual:Computer System	ADOBE MAR 26 S.YANCE		23.99				
110 40.7300	Contractual:Computer System	ADOBE MAR 26 FD,SM,		95.96				
110 40.7699	Contractual:O/H Cost Recovery	ADOBE MAR 26 2/26/26		38.38CR				
120 40.7699	Contractual:O/H Cost Expense	ADOBE MAR 26 2/26/26		38.38				
I-3905-03/08/2026	IPAD&COVER-CITY COUNCIL-J.KING	R	4/02/2026			067667	C	
110 40.6230	Mat/Supplies:Ofc Eqpt & Access	IPAD&COVER-CITY COUN		579.99				
110 40.6499	Mat/Supplies:O/H Cost Recovery	IPAD&COVER-CITY COUN		231.99CR				
120 40.6499	Mat/Supplies:O/H Cost Expense	IPAD&COVER-CITY COUN		231.99				
I-3905-03/18/2026	ARTIFICIAL GRASS-PARK BOARD	R	4/02/2026			067667	C	
180 40.6810	Maintenance:Blgs/Ground/Park	ARTIFICIAL GRASS-PAR		92.41				
I-3905-03/18/2026-1	(1)SAMSUNG TABLET - SANDRA	R	4/02/2026			067667	C	
118 30.6230	Mat/Supplies:Ofc Eqpt & Access	(1)SAMSUNG TABLET -		799.99				
I-3905-3/4/2026-1	DWG UB 01-000320-00 2/1-2/28	R	4/02/2026			067667	C	
180 40.6515	Utilities:Water & Sewer	DWG UB 01-000320-00		22.91				
I-3905-3/4/2026-2	DWG UB 01-000075-00 2/1-2/28	R	4/02/2026			067667	C	
180 40.6515	Utilities:Water & Sewer	DWG UB 01-000075-00		54.00				
I-3905-3/4/2026-3	DWG UB 01-000084-00 2/1-2/28	R	4/02/2026			067667	C	
110 50.6515	Utilities:Water & Sewer	DWG UB 01-000084-00		116.14				
110 55.6515	Utilities:Water & Sewer	DWG UB 01-000084-00		24.89				
110 60.6515	Utilities:Water & Sewer	DWG UB 01-000084-00		8.31				
120 40.6515	Utilities:Water & Sewer	DWG UB 01-000084-00		8.30				
180 40.6515	Utilities:Water & Sewer	DWG UB 01-000084-00		8.30				
I-3905-3/4/2026-4	DWG UB 01-000224-00 2/1-2/28	R	4/02/2026			067667	C	
110 50.6515	Utilities:Water & Sewer	DWG UB 01-000224-00		35.05				
110 55.6515	Utilities:Water & Sewer	DWG UB 01-000224-00		7.52				
110 60.6515	Utilities:Water & Sewer	DWG UB 01-000224-00		2.51				
120 40.6515	Utilities:Water & Sewer	DWG UB 01-000224-00		2.51				
180 40.6515	Utilities:Water & Sewer	DWG UB 01-000224-00		2.51				
I-3905-3/4/2026-5	DWG UB 01-028702-00 2/1-2/28	R	4/02/2026			067667	C	
110 40.6515	Utilities:Water & Sewer	DWG UB 01-028702-00		110.28				
110 40.6599	Utilities:O/H Cost Recovery	DWG UB 01-028702-00		44.11CR				
120 40.6599	Utilities:O/H Cost Expense	DWG UB 01-028702-00		44.11				
I-3905-3/4/2026-7	DWG UB 01-003601-00 2/1-2/28	R	4/02/2026			067667	C	
110 60.6515	Utilities:Water & Sewer	DWG UB 01-003601-00		50.10				
I-3913-02/25/2026	ESRI (1,000) ONLINE CREDITS	R	4/02/2026			067667	C	
110 40.7300	Contractual:Computer System	ESRI (1,000) ONLINE		360.00				
110 40.7699	Contractual:O/H Cost Recovery	ESRI (1,000) ONLINE		144.00CR				

VENDOR I.D.	NAME	STATUS	CHECK DATE	AMOUNT	DISCOUNT	CHECK NO	CHECK STATUS	CHECK AMOUNT
000132	COMMERCE BANK - VISA CCONT							
I-3913-02/25/2026	ESRI (1,000) ONLINE CREDITS	R	4/02/2026			067667	C	
120 40.7699	Contractual:O/H Cost Expense	ESRI (1,000) ONLINE		144.00				
110 40.7300	Contractual:Computer System	ESRI (1,000) ONLINE		252.49	CR			
110 40.7699	Contractual:O/H Cost Recovery	ESRI (1,000) ONLINE		101.00				
120 40.7699	Contractual:O/H Cost Expense	ESRI (1,000) ONLINE		101.00	CR			
110 00.1405	Prepaid Expenses	ESRI (1,000) ONLINE		252.49				
110 00.1405	Prepaid Expenses	ESRI (1,000) ONLINE		101.00	CR			
120 00.1405	Prepaid Expenses	ESRI (1,000) ONLINE		101.00				
	02.25.26 - 02.24.28							
I-5525-02/27/2026	MC BMW: PWR ADAPTER&SCREWS	R	4/02/2026			067667	C	
110 50.6805	Maintenance:Vehicles	(1)MC PWR ADAPTER&SC		31.94				
	FOR MC							
I-5525-03/11/2025	TCC CRIME SCENE CLASS - WITTS	R	4/02/2026			067667	C	
145 00.6208	GrantLEOSE LawEnforceOffStanEdTCC CRIME SCENE CLAS			225.00				
I-5525-03/14/2026	(1)12OZ ADHESIVE REMOVER	R	4/02/2026			067667	C	
110 50.6805	Maintenance:Vehicles	(1)12OZ ADHESIVE REM		14.99				
	REMOVE NAMINGS FROM U48/332							
I-5525-3/12/2026	TCC INTERMED CRIME SCENE-BASS	R	4/02/2026			067667	C	
110 50.6100	Training & Travel	TCC INTERMED CRIME S		225.00				
I-6219-02/26/2026	(1)4PK BLACK TONER - FIKE	R	4/02/2026			067667	C	
110 50.6215	Mat/Supplies:Office Supplies	(1)4PK BLACK TONER -		68.99				
I-6219-03/03/2026	U301 (1) VAC Connector	R	4/02/2026			067667	C	
110 50.6805	Maintenance:Vehicles	COMMERCE BANK - VISA		5.87				
I-6219-03/03/2026-1	(7)STORM FLEECE GLOVES - PD	R	4/02/2026			067667	C	
110 50.6300	Mat/Supplies:Uniforms	(7)STORM FLEECE GLOV		245.00				
I-6219-03/03/2026-2	(2) STORM FLEECE GLOVES - PD	R	4/02/2026			067667	C	
110 50.6300	Mat/Supplies:Uniforms	(2) STORM FLEECE GLO		70.00				
I-6219-03/05/2026	(1)EMT BOOK - WITTS	R	4/02/2026			067667	C	
110 55.6100	Training & Travel	(1)EMT BOOK - WITTS		146.65				
	"PREHOSPITAL EMERGENCY CARE"							
	EMT SCHOOL - WITTS							
I-6219-03/05/2026-1	(4)STORM FLEECE GLOVES - PD	R	4/02/2026			067667	C	
110 50.6300	Mat/Supplies:Uniforms	(4)STORM FLEECE GLOV		234.68				
I-6219-03/17/2026	(14)NARCAN BELT HOLDERS	R	4/02/2026			067667	C	
110 55.6250	Mat/Supplies:FF Supplies	(14)NARCAN BELT HOLD		559.86				
I-6219-03/23/2026	(1)PRESENTATION CLICKER W/CASE	R	4/02/2026			067667	C	
110 50.6120	Training & Travel - Immunizati	(1)PRESENTATION CLIC		23.74				
110 50.6120	Training & Travel - Immunizati	(1)PRESENTATION CLIC						
I-6585-03/20/2026	U302:WINDSHIELD REPAIR	R	4/02/2026			067667	C	
110 50.6805	Maintenance:Vehicles	U302:WINDSHIELD REPA		60.00				7,032.14
0004	GOODYEAR TIRE & AUTO							
I-INV049853	U303:(1)EAGLE ENFORCER TIRE	R	4/02/2026			067668	C	
110 50.6805	Maintenance:Vehicles	U303:(1)EAGLE ENFORC		190.00				190.00

VENDOR I.D.	NAME	STATUS	CHECK DATE	AMOUNT	DISCOUNT	CHECK NO	CHECK STATUS	CHECK AMOUNT
000807	FIRE-DEX GW, LLC Gear Wash							
I-121121	(24)C-ADV CLEAN & INSPECTION	R	4/02/2026			067669	C	
110 55.6305	Mat/Supplies:Uniform Cleaning (24)C-ADV CLEAN & IN			677.62				677.62
	(1)GLOVE CLEAN (3)MOIST SEAM TAPE (1)4X4 PATCH							
	(1) RESTITCH (6) VELRO THROAT STRAP							
000174	MOTOROLA SOLUTIONS INC							
I-8230560520	FEB 2026 RADIO MAINTENANCE	R	4/02/2026			067670	C	
110 50.7320	Contractual:Comm Radio		FEB 2026 RADIO MAINT	972.03				
110 55.7320	Contractual:Comm Radio		FEB 2026 RADIO MAINT	972.02				1,944.05
00094	PANTEGO UTILITIES SEWER							
I-03/23/2026	SERV: 2/1/26-2/28/26	R	4/02/2026			067671	C	
120 40.7615	Contractual:Sewer Treatment		SERV: 2/1/26-2/28/26	938.53				938.53
000688	RENAISSANCE LIFE & HEALTH INSU							
I-266496	RENAISSANCE: APR 2025	R	4/02/2026			067672	C	
110 30.6049	Personnel:ER-Short Term Disab		RENAISSANCE: APR 202	10.91				
110 40.6049	Personnel:ER-ShortTerm Disab		RENAISSANCE: APR 202	16.59				
110 50.6049	Personnel:ER ShortTerm Disab		RENAISSANCE: APR 202	167.13				
110 55.6049	Personnel:ER ShortTerm Disab		RENAISSANCE: APR 202	23.37				
110 60.6049	Personnel:ER-ShortTerm Disab		RENAISSANCE: APR 202	22.45				
120 40.6049	Personnel:ER Short Term Disab		RENAISSANCE: APR 202	50.43				
180 40.6049	Personnel:ER Short Term Disab		RENAISSANCE: APR 202	7.01				
185 50.6049	Personnel:ER ShortTerm Disab		RENAISSANCE: APR 202	11.35				
110 30.6046	Personnel:ER-Long Term Disab		RENAISSANCE: APR 202	11.32				
110 40.6046	Personnel:ER-LongTerm Disab		RENAISSANCE: APR 202	19.61				
110 50.6046	Personnel:ER LongTerm Disab		RENAISSANCE: APR 202	154.79				
110 55.6046	Personnel:ER Long Term Disab		RENAISSANCE: APR 202	20.51				
110 60.6046	Personnel:ER-LongTerm Disab		RENAISSANCE: APR 202	21.05				
120 40.6046	Personnel:ER Long Term Disab		RENAISSANCE: APR 202	53.54				
180 40.6046	Personnel:ER-LongTerm Disab		RENAISSANCE: APR 202	7.16				
185 50.6046	Personnel:ER LongTerm Disab		RENAISSANCE: APR 202	9.59				
110 30.6042	Personnel:ER-Life/AD&D Ins		RENAISSANCE: APR 202	3.74				
110 40.6042	Personnel:ER-Life/AD&D Ins		RENAISSANCE: APR 202	5.04				
110 50.6042	Personnel:ER-Life/AD&D Ins		RENAISSANCE: APR 202	51.04				
110 55.6042	Personnel:ER-Life/AD&D Ins		RENAISSANCE: APR 202	9.92				
110 60.6042	Personnel:ER-Life/AD&D Ins		RENAISSANCE: APR 202	7.62				
120 40.6042	Personnel:ER-Life/AD&D Ins		RENAISSANCE: APR 202	16.29				
180 40.6042	Personnel:ER-Life/AD&D Ins		RENAISSANCE: APR 202	2.23				
185 50.6042	Personnel:ER-Life/AD&D Ins		RENAISSANCE: APR 202	3.74				
210 00.2058	Vol LIfe/AD&D Ins Payable		RENAISSANCE: APR 202	205.98				912.41

VENDOR I.D.	NAME	STATUS	CHECK DATE	AMOUNT	DISCOUNT	CHECK NO	CHECK STATUS	CHECK AMOUNT
0293	WILMER MUNICIPAL COURT							
I-3/26/26 #100651-1	#100651-1 ALCARAZ, MARIA I	R	4/02/2026			067673	C	
205 00.2300	Outside Entities	#100651-1	ALCARAZ, M	901.03				901.03
000478	KTC AUTO CONSULTANT INC							
I-137981	U51: OIL&FLTR CHNG/TIRE PRSSR	R	4/09/2026			067674	C	
110 50.6805	Maintenance:Vehicles	U51: OIL&FLTR CHNG/T		97.99				
I-137986	U52: OIL&FLTR CHNG; TIRE PRSSR	R	4/09/2026			067674	C	
110 50.6805	Maintenance:Vehicles	U52: OIL&FLTR CHNG;		97.99				
I-138006	U303:F DRIVER TIRE SUPPL PART	R	4/09/2026			067674	C	
110 50.6805	Maintenance:Vehicles	U303:F DRIVER TIRE S		25.00				220.98
0281	ARL MUNICIPAL COURT							
I-04/08/26 #100662-1	#100662-1 BURRIS,RICK LEROY JR	R	4/09/2026			067675	C	
205 00.2300	Outside Entities	#100662-1	BURRIS,RIC	286.10				
I-04/08/26 #100667-1	#100667-1 SMITH, ROMAN ANTONIO	R	4/09/2026			067675	C	
205 00.2300	Outside Entities	#100667-1	SMITH, ROM	842.00				
I-04/08/26 #100669-1	#100669-1 CARTER, RALSTON A	R	4/09/2026			067675	C	
205 00.2300	Outside Entities	#100669-1	CARTER, RA	3,608.10				4,736.20
	#100669-1 CARTER, RALSTON ANTHONY							
000357	CITY OF ARLINGTON							
I-CI-00011426	MAR 2026 ARL AIR TIME	R	4/09/2026			067676	C	
110 50.7310	Contractual:Arlington Air Time	MAR 2026 ARL AIR TIM		742.00				
110 55.7310	Contractual:Arlington Air Time	MAR 2026 ARL AIR TIM		742.00				1,484.00
000414	ARMSTRONG FORENSIC LABORATORY,							
I-307622	(4) DRUG SCREEN #2600004000	R	4/09/2026			067677	C	
110 50.7095	Consultants:Other	(4) DRUG SCREEN #260		400.00				
	(2) DRUG SCREEN CONCENTRATION							
	(2) IDENTIFICATION							
I-307661	(4) DRUG SCREEN#2600003007	R	4/09/2026			067677	C	
110 50.7095	Consultants:Other	(4) DRUG SCREEN#2600		400.00				
	(2) DRUG IDENTIFICATION							
	(2) DRUG CONCENTRATION							
I-307662	(2) DRUG SCREEN #2600002976	R	4/09/2026			067677	C	
110 50.7095	Consultants:Other	(2) DRUG SCREEN #260		200.00				
	(1) DRUG SCREEN IDENTIFICATION							
	(1) DRUG SCREEN CONCENTRATION							
I-307671	BLOOD ALCOHOL #2600003674	R	4/09/2026			067677	C	
110 50.7095	Consultants:Other	BLOOD ALCOHOL #26000		110.00				
I-307672	(1)BLOOD ALCOHOL #2600003712	R	4/09/2026			067677	C	
110 50.7095	Consultants:Other	(1)BLOOD ALCOHOL #26		110.00				1,220.00

VENDOR I.D.	NAME	STATUS	CHECK DATE	AMOUNT	DISCOUNT	CHECK NO	CHECK STATUS	CHECK AMOUNT
000740	CITY OF ARLINGTON							
I-04/08/2026	(1) LIBRARY CARD	R	4/09/2026			067678	O	
110 40.8010	Other:MembershipDues/Subscript(1) LIBRARY CARD			120.00				120.00
	FOR SARAH MCPHERSON							
0306	EULESS MUNICIPAL COURT							
I-04/08/26 #100662-1	#100662-1 RICK LEROY JR	R	4/09/2026			067679	C	
205 00.2300	Outside Entities #100662-1 RICK LEROY			1,491.70				1,491.70
000526	FIDELITY SECURITY LIFE INSURAN							
I-167255451	EYEMED: APR 2026	R	4/09/2026			067680	C	
210 00.2057	Vision Insurance Payable EYEMED: APR 2026			199.91				199.91
1250	IRVING MUNICIPAL COURT							
I-04/08/26 #100662-1	04/08/26 BURRIS, RICK LEROY JR	R	4/09/2026			067681	C	
205 00.2300	Outside Entities 04/08/26 BURRIS, RIC			489.40				489.40
000818	JUAN CARLOS GAMEZ							
I-03/20/2026	12x22 CONCRETE PAD-BLEACHERS	R	4/09/2026			067682	C	
180 40.6810	Maintenance:Blgs/Ground/Park 12x22 CONCRETE PAD-B			3,450.00				3,450.00
	CONCRETE PAD WITH 4-INCH CEMENT AND 3/8 REBAR FOR PARK BLEACHERS							
000281	K & B PROMOTIONS							
I-64558	(1)FLEECE PULLOWER-LAUREN	R	4/09/2026			067683	O	
110 50.6300	Mat/Supplies:Uniforms (1)FLEECE PULLOWER-L			46.95				46.95
000654	KYLE SUGG							
I-4/4/2026	K.SUGG MAR 26 CONSULT FEE	R	4/09/2026			067684	C	
110 60.7031	Consultants:-SWMP K.SUGG MAR 26 CONSUL			2,000.00				2,000.00
0847	LANGUAGE LINE SERVICES							
I-11879244	(4)SPANISH OVER THE PHONE	R	4/09/2026			067685	C	
110 30.7095	Consultants:Other (4)SPANISH OVER THE			43.50				43.50
	3/2/26 24 MIN; 3/3/26 8 MIN; 3/3/26 18 MIN; 3/4/26 25 MIN							
000394	NEW BENEFITS, LTD							
I-NB4400AY-1366608	NEW BENEFITS: MAR 2026	R	4/09/2026			067686	C	
110 30.6047	Personnel:Employee Insurances NEW BENEFITS: MAR 20			8.50				
110 40.6047	Personnel:Employee Insurances NEW BENEFITS: MAR 20			11.49				
110 50.6047	Personnel:Employee Health Ins NEW BENEFITS: MAR 20			113.90				
110 55.6047	Personnel:Employee Health Ins NEW BENEFITS: MAR 20			30.60				
110 60.6047	Personnel:Employee Health Ins NEW BENEFITS: MAR 20			17.37				
120 40.6047	Personnel:Employee Health Ins NEW BENEFITS: MAR 20			34.06				
180 40.6047	Personnel:Health Insurance NEW BENEFITS: MAR 20			5.08				
185 50.6047	Personnel:Employee HealthIns NEW BENEFITS: MAR 20			8.50				229.50

VENDOR I.D.	NAME	STATUS	CHECK DATE	AMOUNT	DISCOUNT	CHECK NO	CHECK STATUS	CHECK AMOUNT
000810	NOMAD SYSTEMS, LLC							
I-1106	ALL CITY CAMERAS INSTALLATION	R	4/09/2026			067687	C	
110 60.7300	Contractual:Computer System		ALL CITY CAMERAS INS	44.90				
120 40.7300	Contractual:Computer System		ALL CITY CAMERAS INS	70.56				
180 40.7300	Contractual:Computer System		ALL CITY CAMERAS INS	12.83				
110 40.7300	Contractual:Computer System		ALL CITY CAMERAS INS	34.64				
120 40.7300	Contractual:Computer System		ALL CITY CAMERAS INS	34.64				
180 40.7300	Contractual:Computer System		ALL CITY CAMERAS INS	7.70				
110 30.7300	Contractual:Computer System		ALL CITY CAMERAS INS	25.40				
110 60.7300	Contractual:Computer System		ALL CITY CAMERAS INS	25.40				
120 40.7300	Contractual:Computer System		ALL CITY CAMERAS INS	26.17				
110 50.7300	Contractual:Computer System		ALL CITY CAMERAS INS	64.15				
110 55.7300	Contractual:Computer System		ALL CITY CAMERAS INS	64.15				
110 50.7300	Contractual:Computer System		ALL CITY CAMERAS INS	15.40				
110 55.7300	Contractual:Computer System		ALL CITY CAMERAS INS	1.28				
120 40.7300	Contractual:Computer System		ALL CITY CAMERAS INS	8.98				
110 50.7300	Contractual:Computer System		ALL CITY CAMERAS INS	384.87				
110 55.7300	Contractual:Computer System		ALL CITY CAMERAS INS	153.93				975.00
0147	NORTH CENTRAL TEXAS COUNCIL OF							
I-INV-0000082501	PUBL FUND INVEST TRAIN-JEFF	R	4/09/2026			067688	C	
110 40.6100	Training & Travel		PUBL FUND INVEST TRA	125.00				
120 40.6100	Training & Travel		PUBL FUND INVEST TRA	125.00				250.00
	PUBLIC FUNDS INVESTMENT ACT TRAINING - JEFF 04.28.2026-04.29.2026							
1075	OMNIBASE SERVICES OF TEXAS,LP							
I-126-107220	1ST QTR 2026 (JAN-MAR)	R	4/09/2026			067689	C	
205 00.2330	OMNI Admin Fees		1ST QTR 2026 (JAN-MA	1,290.94				1,290.94
000648	PAM MILLER							
I-03/29/2026	EASTER PICTURES SUPPLY-PAM M	R	4/09/2026			067690	C	
180 40.8022	Other:Special Events		EASTER PICTURES SUPP	67.35				67.35
	PAM MILLER REIMBURSEMENT FOR EASTER BUNNY PICS NAPKINS, COOKIES, BROWNIES							
1451	PITNEY BOWES							
I-3322348205	METER RENTAL 2/1/26-4/30/26	R	4/09/2026			067691	C	
110 40.6245	Mat/Supplies:Postage		METER RENTAL 2/1/26-	258.42				
110 40.6499	Mat/Supplies:O/H Cost Recovery		METER RENTAL 2/1/26-	103.37CR				
120 40.6499	Mat/Supplies:O/H Cost Expense		METER RENTAL 2/1/26-	103.37				258.42
1916	T C ELECTIONS							
I-04/08/2026	MAY 2, 2026 ELECTION DEPOSIT	R	4/09/2026			067692	C	
110 40.7250	Contractual:Elections		MAY 2, 2026 ELECTION	1,858.34				1,858.34

VENDOR I.D.	NAME	STATUS	CHECK DATE	AMOUNT	DISCOUNT	CHECK NO	CHECK STATUS	CHECK AMOUNT
0176	T C PUBLIC HEALTH-N TX REGIONA							
I-41617	MAR 26 WATER SAMPLING	R	4/09/2026			067693	C	
120 40.7655	Contractual:Water Testing	MAR 26 WATER SAMPLIN		90.00				90.00
000592	TEXAS POLICE CHIEFS ASSOCIATIO							
I-PCF202603241516	TX Police Chief Foundation	R	4/09/2026			067694	C	
210 00.2051	TX Police Chiefs Foundation	TX Police Chief Foun		40.00				
I-PCF202604071522	TX Police Chief Foundation	R	4/09/2026			067694	C	
210 00.2051	TX Police Chiefs Foundation	TX Police Chief Foun		40.00				80.00
1243	TML INTERGOV P/L RISK POOL							
I-4/1/2026	FY 25/26 3RD QTRLY STATEMENT	R	4/09/2026			067695	C	
110 40.7505	Contractual:Liability Insur	FY 25/26 3RD QTRLY S		4,649.00				
110 50.7505	Contractual:Liability Insur	FY 25/26 3RD QTRLY S		12,982.56				
110 55.7505	Contractual:Liability Insur	FY 25/26 3RD QTRLY S		2,648.38				
110 60.7505	Contractual:Liability Insur	FY 25/26 3RD QTRLY S		1,575.51				
120 40.7505	Contractual:Liability Insur	FY 25/26 3RD QTRLY S		2,480.98				
180 40.7505	Contractual:Liability Insur	FY 25/26 3RD QTRLY S		420.32				
110 40.7699	Contractual:O/H Cost Recovery	FY 25/26 3RD QTRLY S		1,740.10CR				
120 40.7699	Contractual:O/H Cost Expense	FY 25/26 3RD QTRLY S		1,740.10				
110 40.7510	Contractual:Worker's Compensat	FY 25/26 3RD QTRLY S		332.25				
110 50.7510	Contractual:Worker's Compens	FY 25/26 3RD QTRLY S		8,640.60				
110 55.7510	Contractual:Worker's Compens	FY 25/26 3RD QTRLY S		1,471.40				
110 60.7510	Contractual:Worker's Compens	FY 25/26 3RD QTRLY S		661.70				
120 40.7510	Contractual:Worker's Compens	FY 25/26 3RD QTRLY S		827.12				
180 40.7510	Contractual:Worker's Compensat	FY 25/26 3RD QTRLY S		165.43				
110 40.7699	Contractual:O/H Cost Recovery	FY 25/26 3RD QTRLY S		128.30CR				
120 40.7699	Contractual:O/H Cost Expense	FY 25/26 3RD QTRLY S		128.30				36,855.25
	SERVICE PERIOD 4/1/2026-6/30/2026							
000790	TOMMY BLODGETT							
I-003	(2)TABLE FOR PW:LABOR&SUPPLY	R	4/09/2026			067696	C	
110 60.6315	Mat/Supplies:Other	(2)TABLE FOR PW:LABO		101.65				
120 40.6315	Mat/Supplies:Other	(2)TABLE FOR PW:LABO		159.74				
180 40.6315	Mat/Supplies:Other	(2)TABLE FOR PW:LABO		29.04				290.43
0068	TYLER TECHNOLOGIES - INCODE							
I-025-548001	INSITE FEES 1/1/26-3/31/26	R	4/09/2026			067697	C	
120 40.7227	Contractual:CC Online Tran Fee	MAR 26 UB INSITE		512.40				
120 00.2105	Accrued Payables	FEB 26 UB INSITE		522.35				
120 00.2105	Accrued Payables	JAN 26 UB INSITE		498.55				
I-025-548537	NOTIFY FEES 1/1/26-3/31/26	R	4/09/2026			067697	C	
118 30.7226	Contractual:Notification Fees	MAR COURT		61.60				
118 00.2105	Accrued Payables	FEB COURT		41.00				
118 00.2105	Accrued Payables	JAN COURT		40.60				
120 40.7226	Contractual:Call Notification	MAR UB		38.80				
120 00.2105	Accrued Payables	FEB UB		40.00				
120 00.2105	Accrued Payables	JAN UB		38.80				

VENDOR I.D.	NAME	STATUS	CHECK DATE	AMOUNT	DISCOUNT	CHECK NO	CHECK STATUS	CHECK AMOUNT
0068	TYLER TECHNOLOGIES - ICONT							
I-025-548537	NOTIFY FEES 1/1/26-3/31/26	R	4/09/2026			067697	C	
120 40.7226	Contractual:Call Notification	MAR	SMART METER	11.50				
120 00.2105	Accrued Payables	FEB	SMART METER	12.90				
120 00.2105	Accrued Payables	JAN	SMART METER	20.40				1,838.90
000639	USA BLUEBOOK							
I-INV00995717	(2)HACH FREE AMMONIA(2)MONOCH	R	4/09/2026			067698	C	
120 40.6450	Mat/Supplies:Testing Supplies (2)HACH FREE AMMONIA	(2)HACH	FREE AMMONIA	412.67				412.67
	(2) HACH FREE AMMONIA REAGENT SOLUTION							
	(2) HACH MONOCHLOR F POWDER							
1	BIANCO, LAURA							
I-000202604061518	US REFUND	R	4/09/2026			067699	C	
120 00.2620	Refundable Deposits	02-000132-02		48.66				48.66
1	KALEO MASONRY							
I-000202604061520	US REFUND	R	4/09/2026			067700	C	
120 00.2620	Refundable Deposits	04-000240-02		10.23				10.23
1	MCDONALD, LIAM							
I-000202604061521	US REFUND	R	4/09/2026			067701	C	
120 00.2620	Refundable Deposits	10-000063-02		14.27				14.27
1	MCGUIRE, MARK & MICH							
I-000202604061519	US REFUND	R	4/09/2026			067702	C	
120 00.2620	Refundable Deposits	02-000193-01		3.88				3.88
000231	ARL CHAMBER OF COMMERCE							
I-89857	5/1/26-4/30/27 LEADERSHP COUNC	R	4/20/2026			067703	C	
180 40.8010	Other:Membership/Dues	5/1/26-4/30/27	LEADE	3,000.00				
180 40.8010	Other:Membership/Dues	5/1/26-4/30/27	LEADE	1,742.47CR				
180 00.1405	Prepaid Expenses	5/1/26-4/30/27	LEADE	1,742.47				3,000.00
	ARLINGTON CHAMBER OF COMMERCE LEADERSHIP COUNCIL							
	5/1/26-4/30/27 RENEWAL							
0281	ARL MUNICIPAL COURT							
I-04/09/26 #100330-2	#100330-2 ANDREWS, CAMERON	R	4/20/2026			067704	C	
205 00.2300	Outside Entities	#100330-2	ANDREWS, C	424.00				424.00
	#100330-2 ANDREWS, CAMERON MYLES							
000604	AT&T							
I-2350183114	SERV: 3/7/26-4/6/26	R	4/20/2026			067705	C	
110 50.8072	Other:Radio T1 Line	SERV: 3/7/26-4/6/26		811.38				
110 55.8072	Other:Radio T1 Line	SERV: 3/7/26-4/6/26		811.38				1,622.76

VENDOR I.D.	NAME	STATUS	CHECK DATE	AMOUNT	DISCOUNT	CHECK NO	CHECK STATUS	CHECK AMOUNT
000819	BIG BROTHER PLUMBING SERVICES							
I-572	SEWER LINE REPAIR-ARKANSAS LN	R	4/20/2026			067706	C	
120 40.6925	Maintenance:Sewer Collection	SEWER LINE REPAIR-AR		14,575.78				14,575.78
	EMERGENCY REPAIR - COLLAPSED SEWER LINE							
	3111 W. ARKANSAS LANE							
000067	BIRD'S COPIES LLC							
I-56484	(772) MAR NEWSLETTER/WTR BILL	R	4/20/2026			067707	C	
110 40.6240	Mat/Supplies:Printing	(772) MAR NEWSLETTER		270.20				
120 40.6240	Mat/Supplies:Printing	(772) MAR UB BILL W		100.00				
120 40.6240	Mat/Supplies:Printing	(772) MAR UB MAILING		225.00				
120 40.6245	Mat/Supplies:Postage	(772) MAR UB POSTAGE		494.08				
120 40.6240	Mat/Supplies:Printing	(772) MAR UB ENVELOP		90.00				1,179.28
1484	BOUND TREE MEDICAL, LLC							
I-86158762	BLOOD PRSSR CUFF/TEST STRIPS	R	4/20/2026			067708	C	
110 55.6250	Mat/Supplies:FF Supplies	(5) PULSE OXIMETER		181.45				
110 55.6250	Mat/Supplies:FF Supplies	(5) BLOOD PRSSR CUFF		68.45				
110 55.6250	Mat/Supplies:FF Supplies	(5) BLOOD PRSSR CUFF		68.45				
110 55.6250	Mat/Supplies:FF Supplies	(1) BLOOD PRSSR CUFF		13.69				
110 55.6250	Mat/Supplies:FF Supplies	(5) BLOOD PRSSR CUFF		68.45				
110 55.6250	Mat/Supplies:FF Supplies	(5) 2BT TEST STRIPS		215.05				
I-86160677	(4) BLOOD PRSSR CUFF ADULT	R	4/20/2026			067708	C	
110 55.6250	Mat/Supplies:FF Supplies	(4) BLOOD PRSSR CUFF		54.76				
I-86160678	SANI WIPE/LG LOVES/MED GLOVE	R	4/20/2026			067708	C	
110 55.6250	Mat/Supplies:FF Supplies	SANI WIPE/LG LOVES/M		119.10				
	(2) SANI WIOES; (6) LG GLOVES							
	(2) MED GLOVES							
I-86164198	(1) 100 LANCET	R	4/20/2026			067708	C	
110 55.6250	Mat/Supplies:FF Supplies	(1) 100 LANCET		28.29				
I-86165667	(5) STETHOSCOPE	R	4/20/2026			067708	C	
110 55.6250	Mat/Supplies:FF Supplies	(5) STETHOSCOPE		51.95				869.64
000293	ARLINGTON WATER UTILITIES							
I-04/07/2026	SERV: ARL 3/1/26-3/31/26	R	4/20/2026			067709	C	
120 40.7650	Contractual:Water Purchase	SERV: ARL 3/1/26-3/3		11,418.30				11,418.30
0128	LAW OFFICE OF CRAIG A. BISHOP,							
I-49	BISHOP: MAR 2026 3.7 HRS	R	4/20/2026			067710	C	
110 30.7010	Consultants:City Prosecutor	BISHOP: MAR 2026 3.7		462.50				462.50
0004	GOODYEAR TIRE & AUTO							
I-INV049897	U301: (2) TIRE/DIPOSAL/BALANCE	R	4/20/2026			067711	C	
110 50.6805	Maintenance:Vehicles	U301: (2) TIRE/DIPOSA		317.90				317.90

VENDOR I.D.	NAME	STATUS	CHECK DATE	AMOUNT	DISCOUNT	CHECK NO	CHECK STATUS	CHECK AMOUNT
000721	COMMUNITY WASTE DISPOSAL L.P.							
I-315655	RES/TRASH/RECYCLE/HHW-MAR 2026	R	4/20/2026			067712	C	
120 40.7600	Contractual:Refuse Collectio	RES/TRASH/RECYCLE-MA		16,124.46				
120 40.7601	Contractual:Hazardous Wst Coll	RES HHW-MAR 2026		761.20				
I-315657	COMM HC/RECYCLE-MAR 2026	R	4/20/2026			067712	C	
120 40.7600	Contractual:Refuse Collectio	COMM HC/RECYCLE-MAR		549.70				17,435.36
1922	GEXA ENERGY CORP							
I-BG72111818	GEXA: 2/25/26-4/2/26	R	4/20/2026			067713	O	
180 40.6500	Utilities:Electricity	GEXA: 2/25/26-4/2/26		219.76				
120 40.6500	Utilities:Electricity	GEXA: 2/25/26-4/2/26		1,909.79				
110 60.6500	Utilities:Electricity	GEXA: 2/25/26-4/2/26		26.75				
110 60.6500	Utilities:Electricity	GEXA: 2/25/26-4/2/26		812.70				
110 60.6500	Utilities:Electricity	GEXA: 2/25/26-4/2/26		78.63				
110 60.6500	Utilities:Electricity	GEXA: 2/25/26-4/2/26		39.95				
110 50.6500	Utilities:Electricity	GEXA: 2/25/26-4/2/26		831.53				
110 55.6500	Utilities:Electricity	GEXA: 2/25/26-4/2/26		178.19				
110 60.6500	Utilities:Electricity	GEXA: 2/25/26-4/2/26		59.40				
120 40.6500	Utilities:Electricity	GEXA: 2/25/26-4/2/26		59.38				
180 40.6500	Utilities:Electricity	GEXA: 2/25/26-4/2/26		59.40				
110 40.6500	Utilities:Electricity	GEXA: 2/25/26-4/2/26		21.43				
110 60.6500	Utilities:Electricity	GEXA: 2/25/26-4/2/26		8.25				
110 40.6500	Utilities:Electricity	GEXA: 2/25/26-4/2/26		7.76				
120 40.6500	Utilities:Electricity	GEXA: 2/25/26-4/2/26		24.28				
120 40.6500	Utilities:Electricity	GEXA: 2/25/26-4/2/26		6.92				
180 40.6500	Utilities:Electricity	GEXA: 2/25/26-4/2/26		6.92				
120 40.6500	Utilities:Electricity	GEXA: 2/25/26-4/2/26		8.23				
110 60.6500	Utilities:Electricity	GEXA: 2/25/26-4/2/26		122.36				
110 60.6500	Utilities:Electricity	GEXA: 2/25/26-4/2/26		1,073.99				
110 40.6500	Utilities:Electricity	GEXA: 2/25/26-4/2/26		336.00				
110 40.6599	Utilities:O/H Cost Recovery	GEXA: 2/25/26-4/2/26		134.40CR				
120 40.6599	Utilities:O/H Cost Expense	GEXA: 2/25/26-4/2/26		134.40				5,891.62
0706	IMPACT PROMOTIONAL SERVICES, L							
I-INV171247	(3)TACTIC PANT(2)VEST-WITTS	R	4/20/2026			067714	C	
110 50.6300	Mat/Supplies:Uniforms	(3)TACTIC PANT(2)VES		653.30				653.30
0137	SUZANNE HUDSON							
I-04/23/2026	HUDSON: APR 2026	R	4/20/2026			067715	C	
110 30.7000	Consultants:Municipal Judge	HUDSON: APR 2026		6,875.00				6,875.00
000734	KIMLEY-HORN AND ASSOCIATES, IN							
I-068302513-0326	LUCAS FUNERAL HOME IPO#2	R	4/20/2026			067716	C	
110 40.7045	Consultant-Eng Plat/Dev Review	LUCAS FUNERAL HOME I		2,115.00				
I-068302515-0326	BROADACRES LANE IPO#5	R	4/20/2026			067716	C	
110 40.7045	Consultant-Eng Plat/Dev Review	BROADACRES LANE IPO#		4,500.00				
I-068302518-0326	CDBG IPO#7	R	4/20/2026			067716	C	
110 40.7045	Consultant-Eng Plat/Dev Review	CDBG IPO#7		4,950.00				11,565.00

VENDOR I.D.	NAME	STATUS	CHECK DATE	AMOUNT	DISCOUNT	CHECK NO	CHECK STATUS	CHECK AMOUNT
1	MICHAEL GAVIN							
I-04/15/2026	REFUND	R	4/20/2026			067717	C	
110 00.4120	Permit/Fees:Engineer Review	MICHAEL GAVIN: REFUN		1,000.00				1,000.00
	ENGINEER DEPOSIT REFUND FOR PERMIT #2631							
000635	MOBILE COMMUNICATIONS AMERICA							
I-498006043-1	U50:FIX SIREN/CONTRL HEAD/RADI	R	4/20/2026			067718	O	
110 50.6805	Maintenance:Vehicles	U50:FIX SIREN/CONTRL		185.00				185.00
	FIX UCF HW ERROR.							
000432	NETGENIUS, INC.							
I-3091	APR 2026 (46) PCS (11) SRVR	R	4/20/2026			067719	O	
110 30.7300	Contractual:Computer System	APR 2026 (46) PCS		165.00				
110 40.7300	Contractual:Computer System	APR 2026 (46) PCS		385.00				
110 50.7300	Contractual:Computer System	APR 2026 (46) PCS		797.50				
110 55.7300	Contractual:Computer System	APR 2026 (46) PCS		632.50				
110 60.7300	Contractual:Computer System	APR 2026 (46) PCS		220.00				
120 40.7300	Contractual:Computer System	APR 2026 (46) PCS		165.00				
180 40.7300	Contractual:Computer System	APR 2026 (46) PCS		55.00				
118 30.7300	Contractual: Computer System	APR 2026 (46) PCS		110.00				
110 40.7699	Contractual:O/H Cost Recovery	APR 2026 (46) PCS		132.00CR				
120 40.7699	Contractual:O/H Cost Expense	APR 2026 (46) PCS		132.00				
110 30.7300	Contractual:Computer System	APR 2026 (11) SERVER		125.00				
110 40.7300	Contractual:Computer System	APR 2026 (11) SERVER		1,687.50				
110 50.7300	Contractual:Computer System	APR 2026 (11) SERVER		625.00				
110 55.7300	Contractual:Computer System	APR 2026 (11) SERVER		250.00				
118 30.7300	Contractual: Computer System	APR 2026 (11) SERVER		62.50				
110 40.7699	Contractual:O/H Cost Recovery	APR 2026 (11) SERVER		675.00CR				
120 40.7699	Contractual:O/H Cost Expense	APR 2026 (11) SERVER		675.00				
110 40.6510	Utilities:Telephone	APR 2026 VOIP		725.00				
110 40.6599	Utilities:O/H Cost Recovery	APR 2026 VOIP		290.00CR				
120 40.6599	Utilities:O/H Cost Expense	APR 2026 VOIP		290.00				
110 40.6510	Utilities:Telephone	APR 2026 CITY HALL F		25.00				
110 40.6599	Utilities:O/H Cost Recovery	APR 2026 CITY HALL F		10.00CR				
120 40.6599	Utilities:O/H Cost Expense	APR 2026 CITY HALL F		10.00				
110 40.7300	Contractual:Computer System	APR 2026 (6) SWITCHE		210.00				
110 40.7699	Contractual:O/H Cost Recovery	APR 2026 (6) SWITCHE		84.00CR				
120 40.6599	Utilities:O/H Cost Expense	APR 2026 (6) SWITCHE		84.00				
110 40.7300	Contractual:Computer System	APR 2026 ACCESS POIN		175.00				
110 40.7699	Contractual:O/H Cost Recovery	APR 2026 ACCESS POIN		70.00CR				
120 40.6599	Utilities:O/H Cost Expense	APR 2026 ACCESS POIN		70.00				
110 40.7300	Contractual:Computer System	APR 2026 (2) FIREWAL		500.00				
110 40.7699	Contractual:O/H Cost Recovery	APR 2026 (2) ACCESS		200.00CR				
120 40.6599	Utilities:O/H Cost Expense	APR 2026 (2) FIREWAL		200.00				6,915.00
	VOIP(30) 3CX EXTENSION MGMT(6) SWITCHES(5) WIRELESS ACCESS POINTS(2) FIREWALL							

VENDOR I.D.	NAME	STATUS	CHECK DATE	AMOUNT	DISCOUNT	CHECK NO	CHECK STATUS	CHECK AMOUNT
000754	PARADISE CONVERSION, LLC							
I-25.0181	U300: LIGHTS FOR U300 OUTFIT	R	4/20/2026			067720	C	
185 50.9100	Capital Outlay:DPS Vehicle	U300: LIGHTS FOR U30		3,134.45				
I-26.0106	U52: LIGHTS FOR U52 OUTFIT	R	4/20/2026			067720	C	
185 50.9100	Capital Outlay:DPS Vehicle	U52: LIGHTS FOR U52		30,506.44				33,640.89
000676	PERDUE, BRANDON, FIELDER, COLLINS							
I-colagy 03/31/2026	COLLECTION FEES: MAR 2026	R	4/20/2026			067721	C	
110 00.2090	Collecton Fee Payable	COLLECTION FEES: MAR		7,054.30				7,054.30
0913	PRIME LANDSCAPE SERVICES							
I-I04-73598	MAR 2026 M/E/B BOWEN ARKANSAS	R	4/20/2026			067722	C	
110 60.6810	Maintenance:Blgs/Ground/Park	MAR 2026 M/E/B ARKAN		900.00				
110 60.6810	Maintenance:Blgs/Ground/Park	MAR 2026 M/E/B BOWEN		1,700.00				2,600.00
2039	QUIKTRIP FLEET SERVICES							
I-111890914	QT STMT: APR 2026	R	4/20/2026			067723	C	
110 55.6350	Mat/Supplies:Fuel	QT STMT: APR 2026		261.12				
110 60.6350	Mat/Supplies:Fuel	QT STMT: APR 2026		89.59				
110 60.6350	Mat/Supplies:Fuel	QT STMT: APR 2026		74.38				
120 40.6350	Mat/Supplies:Fuel	QT STMT: APR 2026		74.37				
180 40.6350	Mat/Supplies:Fuel	QT STMT: APR 2026		76.63				
110 50.6350	Mat/Supplies:Fuel	QT STMT: APR 2026		4,983.01				
110 60.6350	Mat/Supplies:Fuel	QT STMT: APR 2026		471.44				
120 40.6350	Mat/Supplies:Fuel	QT STMT: APR 2026		471.43				
110 50.6350	Mat/Supplies:Fuel	QT STMT: APR 2026		91.86CR				6,410.11
000565	SAFEBUILT TEXAS, LLC							
I-3713107	MAR 2026 INSPECTIONS	R	4/20/2026			067724	C	
110 60.7515	Contractrua:Inspections	MAR 2026 INSPECTIONS		1,025.16				
110 60.7515	Contractrua:Inspections	MAR 2026 CITY PLANNE		315.00				1,340.16
000395	SHRED-IT USA LLC							
I-8013866006	SHRED-IT:MAR 2026	R	4/20/2026			067725	C	
110 40.7301	Contractual:Shred Service	SHRED-IT:MAR 2026		120.19				
110 40.7699	Contractual:O/H Cost Recovery	SHRED-IT:MAR 2026		48.07CR				
120 40.7699	Contractual:O/H Cost Expense	SHRED-IT:MAR 2026		48.07				120.19
000276	TAYLOR OLSON ADKINS SRALLA & E							
I-STMT #124	TOASE: MAR 26 16.5 HRS&EXP	R	4/20/2026			067726	C	
110 40.7015	Consultants:Legal-Regular	TOASE: MAR 26 16.5 H		3,528.13				
110 50.7015	Consultants:Legal-Regular	TOASE: MAR 26 16.5 H		403.75				
I-STMT# 44	TOASE: MAR 26 PIA REQUESTS	R	4/20/2026			067726	C	
110 40.7015	Consultants:Legal-Regular	TOASE: MAR 26 PIA RE		93.75				4,025.63

VENDOR I.D.	NAME	STATUS	CHECK DATE	AMOUNT	DISCOUNT	CHECK NO	CHECK STATUS	CHECK AMOUNT
000183	TRANSUNION RISK & ALTERNATIVE							
I-2661-202603-1	SERV: MAR 2026	R	4/20/2026			067727	C	
110 30.7300	Contractual:Computer System	SERV: MAR 2026		100.00				100.00
000664	WCD ENTERPRISES LLC							
I-435933	MAR 2026 JANITORIAL SERVICES	R	4/20/2026			067728	C	
110 40.7440	Contractual:Janitor Services	MAR 2026 JANITORIAL		400.00				
110 40.7699	Contractual:O/H Cost Recovery	MAR 2026 JANITORIAL		160.00	CR			
120 40.7699	Contractual:O/H Cost Expense	MAR 2026 JANITORIAL		160.00				
110 50.7440	Contractual:Janitor Services	MAR 2026 JANITORIAL		396.00				
110 55.7440	Contractual:Janitor Services	MAR 2026 JANITORIAL		99.00				895.00
000628	WEX HEALTH INC							
I-0002349768-IN	WEX: APR26 HSA/HRA/FSA FEES	R	4/20/2026			067729	O	
110 30.6048	Personnel:HSA/HRA	WEX: APR26 HSA/HRA/F		5.64				
110 40.6048	Personnel:HSA/HRA	WEX: APR26 HSA/HRA/F		13.27				
110 50.6048	Personnel:HSA/HRA	WEX: APR26 HSA/HRA/F		29.45				
110 55.6048	Personnel:HSA/HRA	WEX: APR26 HSA/HRA/F		2.95				
110 60.6048	Personnel:HSA/HRA	WEX: APR26 HSA/HRA/F		8.51				
120 40.6048	Personnel:HSA/HRA	WEX: APR26 HSA/HRA/F		23.58				
180 40.6048	Personnel:HSA/HRA	WEX: APR26 HSA/HRA/F		3.80				
185 50.6048	Personnel:HSA/HRA	WEX: APR26 HSA/HRA/F		2.25				
110 40.6047	Personnel:Employee Insurances	WEX: APR26 HSA/HRA/F		100.00				189.45
2072	AFLAC							
I-562834	AFLAC: APRIL 2026	R	4/24/2026			067730	C	
210 00.2059	Aflac Insurance Payable	AFLAC: APRIL 2026		662.86				662.86
000389	ALLIED ADMINISTRATORS							
I-5/1/20226-89018	DELTA DENTAL: MAY 26	R	4/24/2026			067731	C	
210 00.2056	Dental Insurance Payable	DELTA DENTAL: MAY 26		532.54				
I-5/1/2026-86006	DELTA DENTAL: MAY 26	R	4/24/2026			067731	C	
210 00.2056	Dental Insurance Payable	DELTA DENTAL: MAY 26		403.92				936.46
0281	ARL MUNICIPAL COURT							
I-04/21/26 #100672-1	#100672-1 SWAYZER, RICKY L	R	4/24/2026			067732	O	
205 00.2300	Outside Entities	#100672-1 SWAYZER, R		646.00				
	SWAYER, RICKY LAMOND							
I-04/21/26 #100676-1	#100676-1 TIJERINA, VICTORIA	R	4/24/2026			067732	O	
205 00.2300	Outside Entities	#100676-1 TIJERINA,		1,999.00				
	TIJERINA, VICTORIA							
I-04/21/26 #100677-1	#100677-1 MIRELEZ, ABRIANA	R	4/24/2026			067732	O	
205 00.2300	Outside Entities	#100677-1 MIRELEZ, A		737.50				3,382.50
	MIRELEZ, ABRIANA							

VENDOR I.D.	NAME	STATUS	CHECK DATE	AMOUNT	DISCOUNT	CHECK NO	CHECK STATUS	CHECK AMOUNT
000323	AT&T LOCAL SERVICES - DPS ALAR							
I-4/13/2026	SERV: 4/13/26-5/12/26	R	4/24/2026			067733	C	
180 40.6510	Utilities:Telephone	SERV: 4/13/26-5/12/2		105.68				105.68
0103	ATMOS ENERGY							
I-4/15/26-5531	ATMOS: 3/14/26-4/15/26	R	4/24/2026			067734	C	
110 50.6505	Utilities:Gas	ATMOS: 3/14/26-4/15/		97.91				
110 55.6505	Utilities:Gas	ATMOS: 3/14/26-4/15/		20.98				
110 60.6505	Utilities:Gas	ATMOS: 3/14/26-4/15/		6.99				
120 40.6505	Utilities:Gas	ATMOS: 3/14/26-4/15/		6.99				
180 40.6505	Utilities:Gas	ATMOS: 3/14/26-4/15/		6.99				
I-4/16/26-2201	ATMOS: 3/14/26-4/15/26	R	4/24/2026			067734	C	
110 40.6505	Utilities:Gas	ATMOS: 3/14/26-4/15/		125.37				
110 40.6599	Utilities:O/H Cost Recovery	ATMOS: 3/14/26-4/15/		50.15CR				
120 40.6599	Utilities:O/H Cost Expense	ATMOS: 3/14/26-4/15/		50.15				265.23
000523	CANON U.S.A. INC							
I-42993524	CANON: APR26 & COPIES MAR26	R	4/24/2026			067735	C	
110 40.7305	Contractual:Copy Machine	CANON: APR26 & COPIE		141.74				
110 40.7699	Contractual:O/H Cost Recovery	CANON: APR26 & COPIE		56.70CR				
120 40.7699	Contractual:O/H Cost Expense	CANON: APR26 & COPIE		56.70				
110 40.8090	Other:Leases-Principal	CANON: APR26 & COPIE		318.00				
110 40.8091	Other:Leases-Interest	CANON: APR26 & COPIE		8.00				
110 40.8199	Other:O/H Cost Recovery	CANON: APR26 & COPIE		130.40CR				
120 40.8199	Other:O/H Cost Expense	CANON: APR26 & COPIE		130.40				
I-42993525	CANON: APR26 & COPIES MAR26	R	4/24/2026			067735	C	
110 50.7305	Contractual:Copy Machine	CANON: APR26 & COPIE		74.23				
110 55.7305	Contractual:Copy Machine	CANON: APR26 & COPIE		18.56				
110 50.8090	Other:Leases-Principal	CANON: APR26 & COPIE		169.60				
110 55.8090	Other:Leases-Principal	CANON: APR26 & COPIE		42.40				
110 50.8091	Other:Leases-Interest	CANON: APR26 & COPIE		31.20				
110 55.8091	Other:Leases-Interest	CANON: APR26 & COPIE		7.80				811.53
000088	CLEAT							
I-CLE202604071522	CLEAT DUES	R	4/24/2026			067736	C	
210 00.2053	CLEAT Payable	CLEAT DUES		171.00				
I-CLE202604211523	CLEAT DUES	R	4/24/2026			067736	C	
210 00.2053	CLEAT Payable	CLEAT DUES		171.00				342.00
1118	CLEBURNE MUNICIPAL COURT							
I-04/21/26 #10674-1	#10674-1 BUCKINGHAM, KALEB LEE	R	4/24/2026			067737	O	
205 00.2300	Outside Entities	#10674-1 BUCKINGHAM,		431.60				431.60
	BUCKINGHAM, KALEB LEE							

VENDOR I.D.	NAME	STATUS	CHECK DATE	AMOUNT	DISCOUNT	CHECK NO	CHECK STATUS	CHECK AMOUNT
000281	K & B PROMOTIONS							
I-64662	(12) NAVY CAPS FIRE DEPT	R	4/24/2026			067738	O	
110 55.6300	Mat/Supplies:Uniform	(12) NAVY CAPS FIRE		240.00				240.00
0992	PANTEGO MUNICIPAL COURT							
I-04/21/26 #100674-1	#100674 BUCKINGHAM, KALEB LEE	R	4/24/2026			067739	O	
205 00.2300	Outside Entities	#100674 BUCKINGHAM,		526.00				526.00
	BUCKINGHAM, KALEB LEE							
000688	RENAISSANCE LIFE & HEALTH INSU							
I-269928	RENAISSANCE: MAY 2026	R	4/24/2026			067740	C	
110 30.6049	Personnel:ER-Short Term Disab	RENAISSANCE: MAY 202		10.91				
110 40.6049	Personnel:ER-ShortTerm Disab	RENAISSANCE: MAY 202		16.59				
110 50.6049	Personnel:ER ShortTerm Disab	RENAISSANCE: MAY 202		167.13				
110 55.6049	Personnel:ER ShortTerm Disab	RENAISSANCE: MAY 202		23.37				
110 60.6049	Personnel:ER-ShortTerm Disab	RENAISSANCE: MAY 202		22.45				
120 40.6049	Personnel:ER Short Term Disab	RENAISSANCE: MAY 202		50.43				
180 40.6049	Personnel:ER Short Term Disab	RENAISSANCE: MAY 202		7.01				
185 50.6049	Personnel:ER ShortTerm Disab	RENAISSANCE: MAY 202		11.35				
110 30.6046	Personnel:ER-Long Term Disab	RENAISSANCE: MAY 202		11.32				
110 40.6046	Personnel:ER-LongTerm Disab	RENAISSANCE: MAY 202		19.61				
110 50.6046	Personnel:ER LongTerm Disab	RENAISSANCE: MAY 202		154.79				
110 55.6046	Personnel:ER Long Term Disab	RENAISSANCE: MAY 202		20.51				
110 60.6046	Personnel:ER-LongTerm Disab	RENAISSANCE: MAY 202		21.05				
120 40.6046	Personnel:ER Long Term Disab	RENAISSANCE: MAY 202		53.54				
180 40.6046	Personnel:ER-LongTerm Disab	RENAISSANCE: MAY 202		7.16				
185 50.6046	Personnel:ER LongTerm Disab	RENAISSANCE: MAY 202		9.59				
110 30.6042	Personnel:ER-Life/AD&D Ins	RENAISSANCE: MAY 202		3.74				
110 40.6042	Personnel:ER-Life/AD&D Ins	RENAISSANCE: MAY 202		5.04				
110 50.6042	Personnel:ER-Life/AD&D Ins	RENAISSANCE: MAY 202		51.04				
110 55.6042	Personnel:ER-Life/AD&D Ins	RENAISSANCE: MAY 202		9.92				
110 60.6042	Personnel:ER-Life/AD&D Ins	RENAISSANCE: MAY 202		7.62				
120 40.6042	Personnel:ER-Life/AD&D Ins	RENAISSANCE: MAY 202		16.29				
180 40.6042	Personnel:ER-Life/AD&D Ins	RENAISSANCE: MAY 202		2.23				
185 50.6042	Personnel:ER-Life/AD&D Ins	RENAISSANCE: MAY 202		3.74				
210 00.2058	Vol Life/AD&D Ins Payable	RENAISSANCE: MAY 202		205.98				912.41
1861	SPECTRUM ENTERPRISE							
I-183637101041426	CABLE: 4/14/26-5/13/26	R	4/24/2026			067741	O	
110 50.6525	Utilities:Cable	CABLE: 4/14/26-5/13/		44.32				
110 55.6525	Utilities:Cable	CABLE: 4/14/26-5/13/		44.32				88.64
000812	TX HEALTH BENEFITS POOL							
I-PDALWOR22605	TXHB: MAY 2026	R	4/24/2026			067742	C	
110 30.6047	Personnel:Employee Insurances	TXHB: MAY 2026		1,002.57				
110 40.6047	Personnel:Employee Insurances	TXHB: MAY 2026		1,343.18				
110 50.6047	Personnel:Employee Health Ins	TXHB: MAY 2026		14,902.09				
110 55.6047	Personnel:Employee Health Ins	TXHB: MAY 2026		388.42				

VENDOR I.D.	NAME	STATUS	CHECK DATE	AMOUNT	DISCOUNT	CHECK NO	CHECK STATUS	CHECK AMOUNT
000812	TX HEALTH BENEFITS POOCONT							
I-PDALWOR22605	TXHB: MAY 2026	R	4/24/2026			067742	C	
110 60.6047	Personnel:Employee Health Ins	TXHB: MAY 2026		2,131.99				
120 40.6047	Personnel:Employee Health Ins	TXHB: MAY 2026		4,146.44				
180 40.6047	Personnel:Health Insurance	TXHB: MAY 2026		623.98				
185 50.6047	Personnel:Employee HealthIns	TXHB: MAY 2026		899.42				
210 00.2060	Medical Insurance Payable	TXHB: MAY 2026		4,720.87				30,158.96

* * T O T A L S * *	NO	INVOICE AMOUNT	DISCOUNTS	CHECK AMOUNT
REGULAR CHECKS:	81	291,888.06	0.00	291,888.06
HAND CHECKS:	0	0.00	0.00	0.00
DRAFTS:	14	183,930.82	0.00	183,930.82
EFT:	0	0.00	0.00	0.00
NON CHECKS:	0	0.00	0.00	0.00
VOID CHECKS:	0 VOID DEBITS	0.00		
	VOID CREDITS	0.00	0.00	0.00

TOTAL ERRORS: 0

** G/L ACCOUNT TOTALS **

G/L ACCOUNT	NAME	AMOUNT
110 00.1405	Prepaid Expenses	151.49
110 00.2090	Collecton Fee Payable	7,054.30
110 00.4120	Permit/Fees:Engineer Review	1,000.00
110 30.6030	Personnel:FICA(SS) & Medicare	398.69
110 30.6031	Personnel:SUTA Taxes	112.86
110 30.6042	Personnel:ER-Life/AD&D Ins	7.48
110 30.6045	Personnel:TMRS	1,266.49
110 30.6046	Personnel:ER-Long Term Disab	22.64
110 30.6047	Personnel:Employee Insurances	1,011.07
110 30.6048	Personnel:HSA/HRA	46.78
110 30.6049	Personnel:ER-Short Term Disab	21.82
110 30.6100	Training & Travel	175.00
110 30.6510	Utilities:Telephone	14.29
110 30.6520	Utilities:Mobile Data Trermin	10.31
110 30.7000	Consultants:Municipal Judge	6,875.00
110 30.7010	Consultants:City Prosecutor	462.50
110 30.7095	Consultants:Other	43.50
110 30.7300	Contractual:Computer System	409.77
110 40.6030	Personnel:FICA(SS) & MediCare	774.54
110 40.6031	Personnel:SUTA Taxes	230.85
110 40.6042	Personnel:ER-Life/AD&D Ins	10.08

** G/L ACCOUNT TOTALS **

G/L ACCOUNT	NAME	AMOUNT
110 40.6045	Personnel:TMRS	2,368.76
110 40.6046	Personnel:ER-LongTerm Disab	39.22
110 40.6047	Personnel:Employee Insurances	1,454.67
110 40.6048	Personnel:HSA/HRA	77.74
110 40.6049	Personnel:ER-ShortTerm Disab	33.18
110 40.6100	Training & Travel	125.00
110 40.6216	Mat/Supplies:Facility Supplies	43.96
110 40.6230	Mat/Supplies:Ofc Eqpt & Access	579.99
110 40.6240	Mat/Supplies:Printing	270.20
110 40.6245	Mat/Supplies:Postage	258.42
110 40.6499	Mat/Supplies:O/H Cost Recovery	360.11CR
110 40.6500	Utilities:Electricity	365.19
110 40.6505	Utilities:Gas	125.37
110 40.6510	Utilities:Telephone	988.55
110 40.6515	Utilities:Water & Sewer	196.92
110 40.6520	Utilities:Mobile Data Termin	14.06
110 40.6599	Utilities:O/H Cost Recovery	645.04CR
110 40.6810	Maintenance:Bldg/Grounds/Park	17.92
110 40.7015	Consultants:Legal-Regular	3,621.88
110 40.7045	Consultant-Eng Plat/Dev Review	11,565.00
110 40.7250	Contractual:Elections	1,858.34
110 40.7300	Contractual:Computer System	3,187.94
110 40.7301	Contractual:Shred Service	120.19
110 40.7305	Contractual:Copy Machine	141.74
110 40.7440	Contractual:Janitor Services	400.00
110 40.7505	Contractual:Liability Insur	4,649.00
110 40.7510	Contractual:Worker's Compensat	332.25
110 40.7699	Contractual:O/H Cost Recovery	3,375.55CR
110 40.8010	Other:MembershipDues/Subscript	120.00
110 40.8090	Other:Leases-Principal	318.00
110 40.8091	Other:Leases-Interest	8.00
110 40.8199	Other:O/H Cost Recovery	130.40CR
110 50.6030	Personnel:FICA(SS) & Medicare	6,615.12
110 50.6031	Personnel:SUTA Taxes	2,241.35
110 50.6042	Personnel:ER-Life/AD&D Ins	102.08
110 50.6045	Personnel:TMRS	20,796.72
110 50.6046	Personnel:ER LongTerm Disab	309.58
110 50.6047	Personnel:Employee Health Ins	15,015.99
110 50.6048	Personnel:HSA/HRA	999.13
110 50.6049	Personnel:ER ShortTerm Disab	334.26
110 50.6120	Training & Travel - Immunizati	23.74
110 50.6215	Mat/Supplies:Office Supplies	232.61
110 50.6216	Mat/Supplies:Facility Supplies	345.47
110 50.6245	Mat/Supplies:Postage	23.50
110 50.6250	Mat/Supplies:PSO Supplies	160.00
110 50.6260	Mat/Sup:DWG Prisoner Food	135.23

** G/L ACCOUNT TOTALS **

G/L ACCOUNT	NAME	AMOUNT
110 50.6300	Mat/Supplies:Uniforms	1,289.93
110 50.6350	Mat/Supplies:Fuel	4,891.15
110 50.6500	Utilities:Electricity	831.53
110 50.6505	Utilities:Gas	97.91
110 50.6510	Utilities:Telephone	90.93
110 50.6515	Utilities:Water & Sewer	151.19
110 50.6520	Utilities:Mobile Data Termin	312.00
110 50.6525	Utilities:Cable	44.32
110 50.6805	Maintenance:Vehicles	1,287.42
110 50.6810	Maintenance:Blgs/Ground/Park	156.23CR
110 50.7015	Consultants:Legal-Regular	403.75
110 50.7095	Consultants:Other	1,220.00
110 50.7300	Contractual:Computer System	1,808.04
110 50.7305	Contractual:Copy Machine	74.23
110 50.7310	Contractual:Arlington Air Time	742.00
110 50.7320	Contractual:Comm Radio	972.03
110 50.7440	Contractual:Janitor Services	396.00
110 50.7505	Contractual:Liability Insur	12,982.56
110 50.7510	Contractual:Worker's Compens	8,640.60
110 50.8072	Other:Radio T1 Line	811.38
110 50.8090	Other:Leases-Principal	169.60
110 50.8091	Other:Leases-Interest	31.20
110 55.6030	Personnel:FICA(SS) & Medicare	1,945.78
110 55.6031	Personnel:SUTA Taxes	851.81
110 55.6042	Personnel:ER-Life/AD&D Ins	19.84
110 55.6045	Personnel:TMRS	5,646.37
110 55.6046	Personnel:ER Long Term Disab	41.02
110 55.6047	Personnel:Employee Health Ins	419.02
110 55.6048	Personnel:HSA/HRA	86.99
110 55.6049	Personnel:ER ShortTerm Disab	46.74
110 55.6100	Training & Travel	146.65
110 55.6215	Mat/supplies:Office Supplies	40.90
110 55.6216	Mat/Supplies:Facility Supplies	81.27
110 55.6250	Mat/Supplies:FF Supplies	1,429.50
110 55.6270	Mat/Supplies:Emergency Equip	49.98
110 55.6300	Mat/Supplies:Uniform	240.00
110 55.6305	Mat/Supplies:Uniform Cleaning	677.62
110 55.6350	Mat/Supplies:Fuel	261.12
110 55.6500	Utilities:Electricity	178.19
110 55.6505	Utilities:Gas	20.98
110 55.6510	Utilities:Telephone	67.12
110 55.6515	Utilities:Water & Sewer	32.41
110 55.6520	Utilities:Mobile Data Termin	220.31
110 55.6525	Utilities:Cable	44.32
110 55.7300	Contractual:Computer System	1,053.26
110 55.7305	Contractual:Copy Machine	18.56

** G/L ACCOUNT TOTALS **

G/L ACCOUNT	NAME	AMOUNT
110 55.7310	Contractual:Arlington Air Time	742.00
110 55.7320	Contractual:Comm Radio	972.02
110 55.7440	Contractual:Janitor Services	99.00
110 55.7505	Contractual:Liability Insur	2,648.38
110 55.7510	Contractual:Worker's Compens	1,471.40
110 55.8072	Other:Radio T1 Line	811.38
110 55.8090	Other:Leases-Principal	42.40
110 55.8091	Other:Leases-Interest	7.80
110 60.6030	Personnel:FICA(SS) & Medicare	816.41
110 60.6031	Personnel:SUTA Taxes	350.91
110 60.6042	Personnel:ER-Life/AD&D Ins	15.24
110 60.6045	Personnel:TMRS	2,371.82
110 60.6046	Personnel:ER-LongTerm Disab	42.10
110 60.6047	Personnel:Employee Health Ins	2,149.36
110 60.6048	Personnel:HSA/HRA	111.74
110 60.6049	Personnel:ER-ShortTerm Disab	44.90
110 60.6300	Mat/Supplies:Uniforms	118.30
110 60.6315	Mat/Supplies:Other	128.94
110 60.6350	Mat/Supplies:Fuel	635.41
110 60.6400	Mat/Supplies:Tools & Supplies	119.30
110 60.6500	Utilities:Electricity	2,222.03
110 60.6505	Utilities:Gas	6.99
110 60.6510	Utilities:Telephone	55.43
110 60.6515	Utilities:Water & Sewer	60.92
110 60.6520	Utilities:Mobile Data Termin	133.20
110 60.6805	Maintenance:Vehicles	2.49
110 60.6810	Maintenance:Blgs/Ground/Park	2,600.00
110 60.7031	Consultants:-SWMP	2,000.00
110 60.7300	Contractual:Computer System	298.71
110 60.7505	Contractual:Liability Insur	1,575.51
110 60.7510	Contractual:Worker's Compens	661.70
110 60.7515	Contractrua:Inspections	1,340.16
	*** FUND TOTAL ***	171,571.88
118 00.2105	Accrued Payables	81.60
118 30.6230	Mat/Supplies:Ofc Eqpt & Access	799.99
118 30.7226	Contractual:Notification Fees	61.60
118 30.7300	Contractual: Computer System	172.50
	*** FUND TOTAL ***	1,115.69
120 00.1405	Prepaid Expenses	101.00
120 00.2080	State Sales Tax Payable	1,576.08
120 00.2105	Accrued Payables	1,133.00
120 00.2620	Refundable Deposits	77.04
120 40.6030	Personnel:FICA(SS) & MediCare	1,986.19
120 40.6031	Personnel:SUTA Taxes	742.85

** G/L ACCOUNT TOTALS **

G/L ACCOUNT	NAME	AMOUNT
120 40.6042	Personnel:ER-Life/AD&D Ins	32.58
120 40.6045	Personnel:TMRS	5,876.33
120 40.6046	Personnel:ER Long Term Disab	107.08
120 40.6047	Personnel:Employee Health Ins	4,180.50
120 40.6048	Personnel:HSA/HRA	241.68
120 40.6049	Personnel:ER Short Term Disab	100.86
120 40.6100	Training & Travel	125.00
120 40.6240	Mat/Supplies:Printing	415.00
120 40.6245	Mat/Supplies:Postage	511.26
120 40.6300	Mat/Supplies:Uniforms	185.90
120 40.6315	Mat/Supplies:Other	202.63
120 40.6350	Mat/Supplies:Fuel	545.80
120 40.6400	Mat/Supplies:Tools & Supplies	187.46
120 40.6450	Mat/Supplies:Testing Supplies	412.67
120 40.6499	Mat/Supplies:O/H Cost Expense	360.11
120 40.6500	Utilities:Electricity	2,008.60
120 40.6505	Utilities:Gas	6.99
120 40.6510	Utilities:Telephone	99.14
120 40.6515	Utilities:Water & Sewer	10.81
120 40.6520	Utilities:Mobile Data Termin	179.75
120 40.6599	Utilities:O/H Cost Expense	999.04
120 40.6805	Maintenance:Vehicles	2.49
120 40.6905	Maintenance:Water Pumps/Motors	81.64
120 40.6925	Maintenance:Sewer Collection	14,575.78
120 40.7226	Contractual:Call Notification	50.30
120 40.7227	Contractual:CC Online Tran Fee	512.40
120 40.7300	Contractual:Computer System	298.25
120 40.7505	Contractual:Liability Insur	2,480.98
120 40.7510	Contractual:Worker's Compens	827.12
120 40.7600	Contractual:Refuse Collectio	16,674.16
120 40.7601	Contractual:Hazardous Wst Coll	761.20
120 40.7615	Contractual:Sewer Treatment	37,732.34
120 40.7650	Contractual:Water Purchase	11,418.30
120 40.7655	Contractual:Water Testing	90.00
120 40.7699	Contractual:O/H Cost Expense	3,021.55
120 40.8010	Other:Membership &Dues	111.00
120 40.8199	Other:O/H Cost Expense	130.40
	*** FUND TOTAL ***	111,173.26
145 00.6208	GrantLEOSE LawEnforceOffStanEd	225.00
	*** FUND TOTAL ***	225.00
180 00.1405	Prepaid Expenses	1,742.47
180 40.6030	Personnel:FICA(SS) & MediCare	320.83
180 40.6031	Personnel:SUTA Taxes	246.60
180 40.6042	Personnel:ER-Life/AD&D Ins	4.46

** G/L ACCOUNT TOTALS **

G/L ACCOUNT	NAME	AMOUNT
180 40.6045	Personnel:TMRS	933.52
180 40.6046	Personnel:ER-LongTerm Disab	14.32
180 40.6047	Personnel:Health Insurance	629.06
180 40.6048	Personnel:HSA/HRA	35.92
180 40.6049	Personnel:ER Short Term Disab	14.02
180 40.6300	Mat/Supplies:Uniforms	33.80
180 40.6315	Mat/Supplies:Other	36.84
180 40.6350	Mat/Supplies:Fuel	76.63
180 40.6400	Mat/Supplies:Tools & Supplies	503.35
180 40.6410	Mat/Supplies:Weed & Pest Cont	115.27
180 40.6500	Utilities:Electricity	286.08
180 40.6505	Utilities:Gas	6.99
180 40.6510	Utilities:Telephone	125.17
180 40.6515	Utilities:Water & Sewer	87.72
180 40.6520	Utilities:Mobile Data Termin	29.37
180 40.6810	Maintenance:Blgs/Ground/Park	3,626.01
180 40.7300	Contractual:Computer System	70.98
180 40.7505	Contractual:Liability Insur	420.32
180 40.7510	Contractual:Worker's Compensat	165.43
180 40.8010	Other:Membership/Dues	1,257.53
180 40.8022	Other:Special Events	67.35
	*** FUND TOTAL ***	10,850.04
185 50.6030	Personnel:FICA(SS) & Medicare	526.97
185 50.6031	Personnel:SUTA Taxes	342.00
185 50.6042	Personnel:ER-Life/AD&D Ins	7.48
185 50.6045	Personnel:TMRS	1,589.94
185 50.6046	Personnel:ER LongTerm Disab	19.18
185 50.6047	Personnel:Employee HealthIns	907.92
185 50.6048	Personnel:HSA/HRA	145.55
185 50.6049	Personnel:ER ShortTerm Disab	22.70
185 50.9100	Capital Outlay:DPS Vehicle	33,640.89
	*** FUND TOTAL ***	37,202.63
205 00.2245	Fees: State Traffic	16,157.59
205 00.2246	Fees:MovingViolation-State/MVF	0.45
205 00.2290	Fees: Consolidated Costs	55,752.76
205 00.2294	Fees: FTA OMNI STATE	761.13
205 00.2295	Fees: State Jury Fee/SJRF	510.67
205 00.2299	Fees:Truancy Prevention Fund	38.75
205 00.2300	Outside Entities	13,690.43
205 00.2310	Time Payment Fee	75.00
205 00.2330	OMNI Admin Fees	1,290.94
	*** FUND TOTAL ***	88,277.72
210 00.2010	Social Security Payable	10,847.57

** G/L ACCOUNT TOTALS **

G/L ACCOUNT	NAME	AMOUNT
210 00.2015	Medicare Payable	2,536.96
210 00.2020	Withholding Payable	17,526.36
210 00.2033	Tx Municipal Retirement System	12,459.67
210 00.2051	TX Police Chiefs Foundation	80.00
210 00.2053	CLEAT Payable	342.00
210 00.2055	Child Support Payable	923.08
210 00.2056	Dental Insurance Payable	936.46
210 00.2057	Vision Insurance Payable	199.91
210 00.2058	Vol Life/AD&D Ins Payable	411.96
210 00.2059	Aflac Insurance Payable	662.86
210 00.2060	Medical Insurance Payable	4,720.87
210 00.2061	Insurance Payable - HSA	1,407.22
210 00.2062	Nationwide Payable	2,347.74
	*** FUND TOTAL ***	55,402.66

	NO	INVOICE AMOUNT	DISCOUNTS	CHECK AMOUNT
VENDOR SET: 01 BANK: POOL TOTALS:	95	475,818.88	0.00	475,818.88
BANK: POOL TOTALS:	95	475,818.88	0.00	475,818.88
REPORT TOTALS:	95	475,818.88	0.00	475,818.88

SELECTION CRITERIA

VENDOR SET: 01-Dalworthington Gardens, T
 VENDOR: ALL
 BANK CODES: All
 FUNDS: All

CHECK SELECTION

CHECK RANGE: 000000 THRU 999999
 DATE RANGE: 4/01/2026 THRU 4/30/2026
 CHECK AMOUNT RANGE: 0.00 THRU 999,999,999.99
 INCLUDE ALL VOIDS: YES

PRINT OPTIONS

SEQUENCE: CHECK NUMBER

PRINT TRANSACTIONS: YES
 PRINT G/L: YES
 UNPOSTED ONLY: NO
 EXCLUDE UNPOSTED: NO
 MANUAL ONLY: NO
 STUB COMMENTS: YES
 REPORT FOOTER: NO
 CHECK STATUS: YES
 PRINT STATUS: * - All

City Council

Staff Agenda Report

Agenda Item: 8a

Agenda Subject: Approval of Resolution No. 2026-08 reappointing members of the TIRZ Board

Meeting Date: May 21, 2026	Financial Considerations: Budgeted: <input type="checkbox"/> Yes <input type="checkbox"/> No <input checked="" type="checkbox"/> N/A	Strategic Vision Pillar: <input type="checkbox"/> Financial Stability <input type="checkbox"/> Appearance of City <input checked="" type="checkbox"/> Operations Excellence <input type="checkbox"/> Infrastructure Improvements/Upgrade <input type="checkbox"/> Building Positive Image <input type="checkbox"/> Economic Development <input type="checkbox"/> Educational Excellence
--	--	---

Background Information:

Ordinance 2024-11, approved in November 21, 2024 established a Board of Directors for the Zone and appointed initial members to designated places.

The terms for the following board positions will expire May, 2026

- Place 1 Mayor
- Place 3 Alderman Place 1
- Place 5 Alderman Place 3

Recommended Action/Motion:

Approve Resolution No. 2026-08 to reappoint members to positions on the Tax Increment Reinvestment Zone to expire May 2028.

Attachments:

Resolution 2026-08

City Council

Staff Agenda Report

Agenda Item: 9a.

Agenda Subject: Discussion and possible action on an application received from Thomas Eric Eidson and Leanora Eidson for Final Plan for property located at 2800 block of South Bowen Road in accordance with Zoning Ordinance Section 14.02.272(d)

Meeting Date: May 21, 2026	Financial Considerations: Budgeted: <input type="checkbox"/> Yes <input type="checkbox"/> No <input checked="" type="checkbox"/> N/A	Strategic Vision Pillar: <input type="checkbox"/> Financial Stability <input checked="" type="checkbox"/> Appearance of City <input type="checkbox"/> Operations Excellence <input type="checkbox"/> Infrastructure Improvements/Upgrade <input type="checkbox"/> Building Positive Image <input checked="" type="checkbox"/> Economic Development <input type="checkbox"/> Educational Excellence
--	--	--

Background Information:

The applicant has submitted a Final Plan for the development of property located at 2800 S. Bowen Road on April 10, 2026. The proposed development is consistent with the approved concept plan and applicable zoning regulations.

In accordance with City Ordinance section 14.02.272 (d) Final Plan, the application was forwarded to the city engineer for review. On April 21, 2026, City Engineer completed the first final plan review with comments.

On April 29, 2026, city staff received a written notice from applicant asking for an extension based on the discussion and next steps identified, additional time is needed to address the items prior to resubmittal.

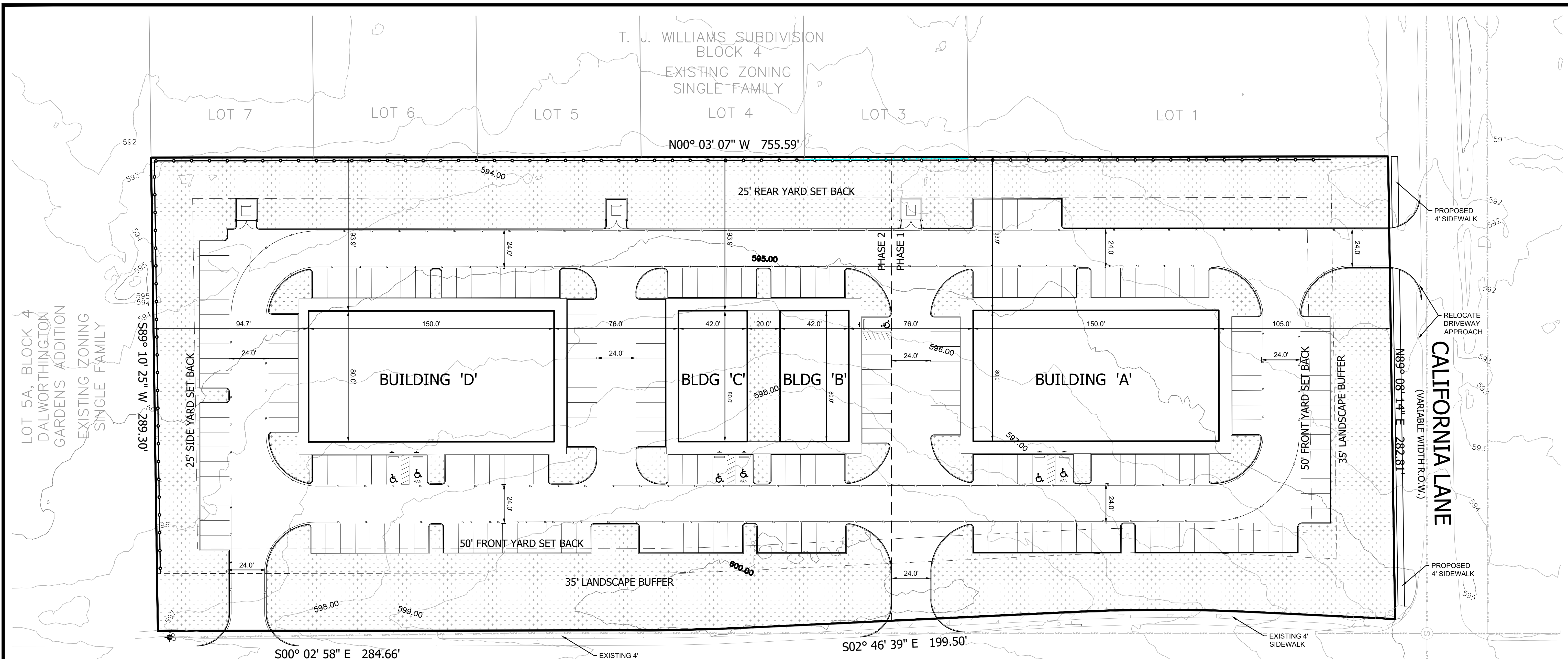
At the Planning and Zoning Meeting on May 7, 2026 this topic was continued to the next planning and zoning meeting scheduled June 4, 2026 at 6:00 p.m.

Recommended Action/Motion:

Continue agenda topic to the following Council Meeting June 18, 2026 at 7:00 p.m.

Attachments:

- Concept Plan
- Application
- First Final Plan Submittal Review
- Publication of Meeting

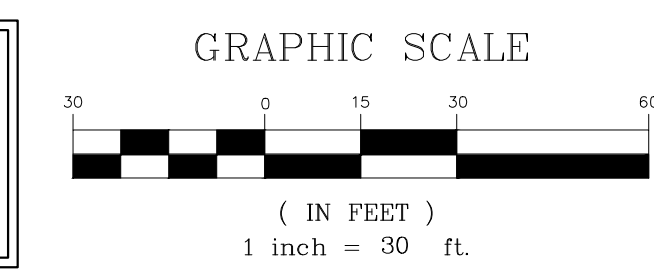
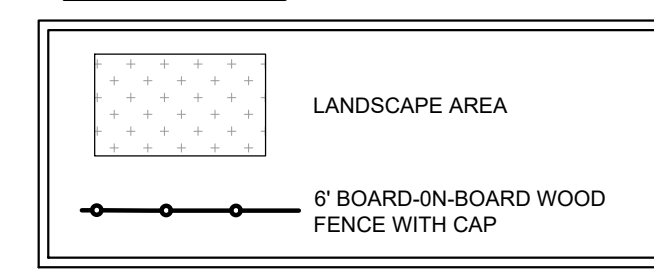


S. BOWEN ROAD
(VARIABLE WIDTH R.O.W.)

DATA SUMMARY:

EXISTING ZONING:	Single-Family District	BUILDING B:	3,360 sf
PROPOSED ZONING:	PD-BR OVERLAY DISTRICT	USE:	MEDICAL OFFICE
		REQ'D PARKING:	26
		(3 spaces + 1 space/150 sf)	
MAXIMUM BUILDING HEIGHT:	35'	PROV'D PARKING:	26
PROPOSED ALTERNATE DESIGN STANDARDS:		BUILDING C:	3,360 sf
Front Bldg Setback:	50'	USE:	MEDICAL OFFICE
Front Yard Landscape Buffer:	35'	REQ'D PARKING:	26
		(3 spaces + 1 space/150 sf)	
BUILDING COVERAGE:	14.30%	PROV'D PARKING:	26
IMPERVIOUS COVERAGE:	33.30%	BUILDING D:	
PHASE 1 AREA:	1.96 ac	BUILDING A:	12,000 sf
PHASE 2 AREA:	2.98 ac	USE:	MEDICAL OFFICE
TOTAL SITE AREA:	4.94 ac	REQ'D PARKING:	86
		(3 spaces + 1 space/150 sf)	
BUILDING A:	12,000 sf	PROV'D PARKING:	86
USE:	MEDICAL OFFICE	TOTAL PARKING REQ'D:	224
REQ'D PARKING:	86	TOTAL PARKING PROV'D:	224
(3 spaces + 1 space/150 sf)			
PROV'D PARKING:	86		

LEGEND



**PLANNED DEVELOPMENT
CONCEPT PLAN**
4.94 ac OFFICE/MEDICAL OFFICE
DEVELOPMENT
2500 CALIFORNIA LN.
City of Dalworthington Gardens
Tarrant County, Texas
09/11/2024

**BANNISTER
ENGINEERING**
240 N. Mitchell Road | Mansfield, TX 76063 | 817.842.2094 | 817.842.2095 fax
REGISTRATION # F-10599 (TEXAS)

PROPERTY OWNER:
TURNBOW FAIRYTALE LLC
4726 LENNON AVE
ARLINGTON, TX 76016
(682) 266-8929
TREVOR.TURNBOW@CLOUD.COM

APPLICANT:
LEANORA EIDSON
2911 OAK TRAIL COURT
ARLINGTON, TX 76016
(817) 480-3714
EMAIL: LEANORAEIDSON@GMAIL.COM

AGENT
CONTACT: JEFF LINDER
240 N. MITCHELL RD
MANSFIELD, TX 76063
OFFICE: 817-842-2094
EMAIL: JEFF@BANNISTERENG.COM



PLAT Application

CITY OF DALWORTHINGTON GARDENS

2600 Roosevelt
TEL. 817-274-7368 FAX 817-265-4401
www.cityofdwwg.net

Replat Amending Plat Preliminary Plat Final Plat

Applicant's Name: THOMAS ERIC EIDSON AND LEANORA EIDSON

Address: 2911 OAK TRAIL COURT, ARLINGTON, TEXAS 76016

Applicant Contact Number: 817-480-3714

Applicant Email: leanoraeidson@gmail.com

Surveyor: MARK PEACE BANNISTER ENGINEERING, LLC


Address: 240 N. MITCHELL ROAD, MANSFIELD, TEXAS 76063

I have purchased or have access to the City of Dalworthington Gardens Subdivision Ordinance which specifies requirements for plat submissions.

Yes No

The attached submission complies with all applicable requirements of the City Subdivision Ordinance.

Yes No


Signature - Owner

3-4-26
Date

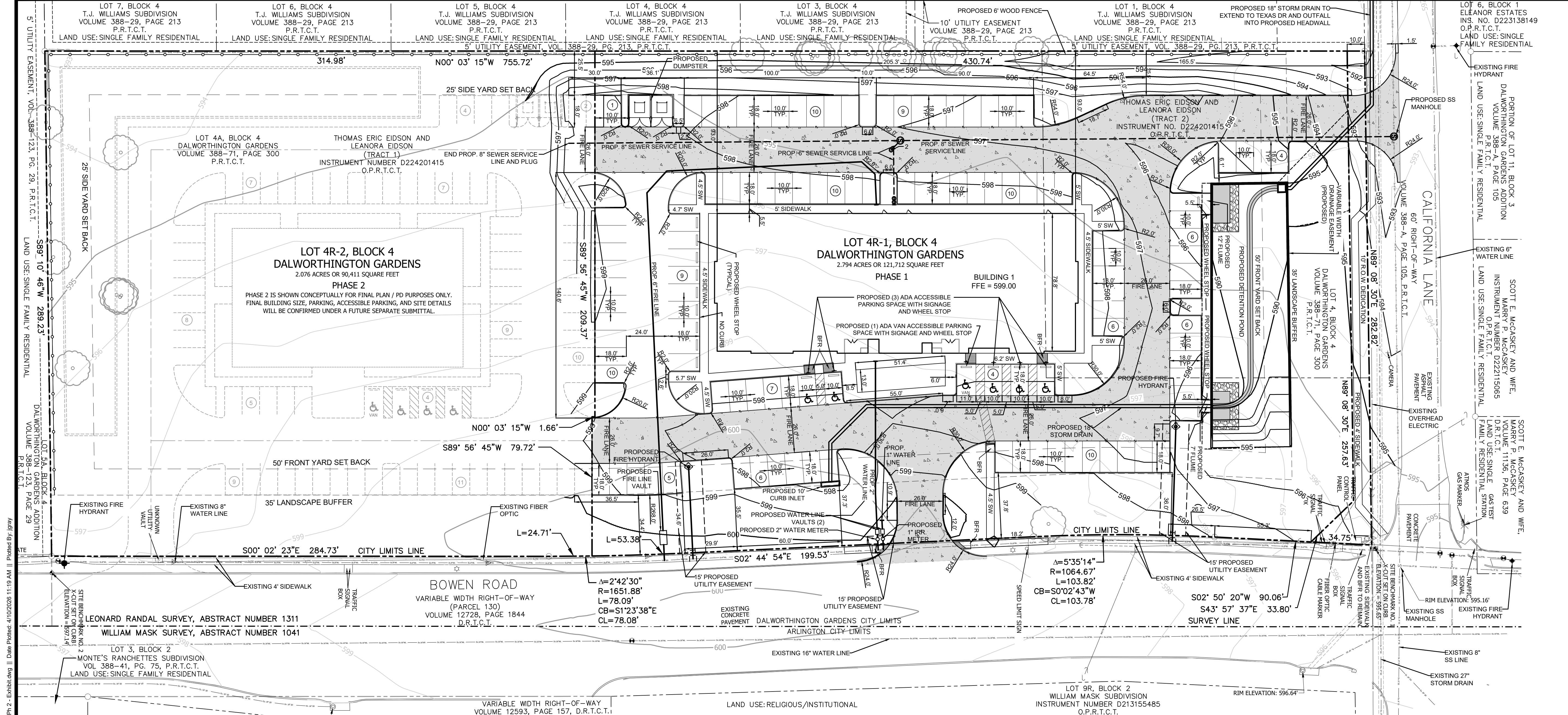
For Office Use Only

Fee: _____ Date Paid: _____ Receipt # _____

P & Z Scheduled _____ Public Hearing Published: _____

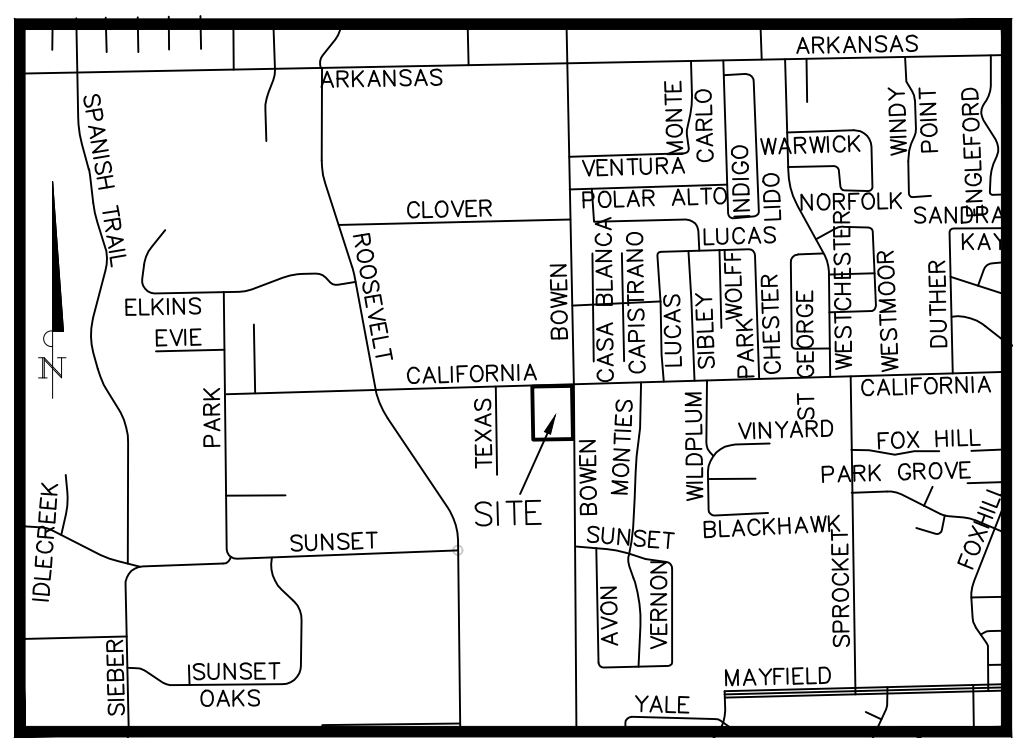
Council Scheduled: _____ Public Hearing Published: _____

Pro-Rata Paid: \$ _____ Date: _____



LEGEND

	FAUE (FIRE LANE, ACCESS, & UTILITY EASEMENT)		EXISTING SEWER SERVICE LINE
	ACCESSIBLE PARKING SPACE		EXISTING WATER LINE
	BARRIER FREE RAMP		EXISTING STORM DRAIN LINE
	PARKING COUNT		EXISTING OVERHEAD ELECTRIC LINE
	PROPERTY LINE		EXISTING UNDERGROUND FIBER OPTIC CABLE
	PROPOSED WATER LINE		EXISTING WIRE FENCE
	PROPOSED SEWER SERVICE LINE		EXISTING WOOD FENCE
	PROPOSED SEWER SERVICE MANHOLE		EXISTING CHAIN LINK FENCE
	PROPOSED WATER VALVE		EXISTING POWER POLE
	PROPOSED WATER TEE		EXISTING SEWER MANHOLE
	PROPOSED FIRE HYDRANT		EXISTING LIGHT POLE
	BENCHMARK		EXISTING FIRE HYDRANT
	PROPOSED BOARD-ON-BOARD WOOD FENCE		EXISTING GUY WIRE AND ANCHOR
	PROPOSED CONTOUR		EXISTING TRAFFIC SIGNAL
			EXISTING UTILITY PIN FLAG
			EXISTING CONTOUR
			EXISTING ELECTRIC METER



VICINITY MAP
NOT TO SCALE
DALWORTHINGTON GARDENS, TEXAS

SITE PLAN GENERAL NOTES

- PROPOSED DEVELOPMENT CONSISTS OF A MEDICAL OFFICE USE IN PHASE 1 AND FUTURE OFFICE/MEDICAL DEVELOPMENT IN PHASE 2.
- PHASE 2 IS SHOWN FOR CONCEPTUAL PURPOSES ONLY. FINAL DESIGN, BUILDING AREA, PARKING, AND SITE DETAILS WILL BE SUBMITTED UNDER A SEPARATE PERMIT.
- LANDSCAPING, SCREENING, AND OPEN SPACE WILL BE PROVIDED IN ACCORDANCE WITH CITY REQUIREMENTS.
- SOLID WASTE FACILITIES WILL BE PROVIDED ON-SITE. SEE SITE PLAN FOR LOCATION.
- SIGNAGE IS NOT INCLUDED IN THIS SUBMITTAL AND WILL BE PROVIDED UNDER A SEPARATE PERMIT.
- ALL UTILITIES, ACCESS DRIVES, AND WALKWAYS ARE SHOWN ON THE SITE PLAN AND WILL BE CONSTRUCTED WITH PHASE 1.

OVERALL DEVELOPMENT SUMMARY	
PROPOSED DEVELOPMENT	PHASE 1 - MEDICAL OFFICE
PHASE 2 - FUTURE OFFICE / MEDICAL	
TOTAL SITE AREA	212,123 SF (4.870 AC)
EXISTING ZONING	SINGLE-FAMILY DISTRICT
PROPOSED ZONING	PD-BR OVERLAY DISTRICT
MAXIMUM BUILDING HEIGHT	35'
TOTAL BUILDING AREA	±26,762 SF (CONCEPTUAL BUILDOUT)
BUILDING COVERAGE	12.60%
FLOOR AREA RATIO (FAR)	0.13
TOTAL PARKING PROVIDED	189
SIGNAGE	TO BE PROVIDED UNDER SEPARATE PERMIT

PHASE 1 DEVELOPMENT DATA	
LOT AREA	121,712 SF (2.794 AC)
USE	MEDICAL OFFICE
BUILDING HEIGHT	25' (1 STORY)
BUILDING AREA	16,262 SF
FLOOR AREA	15,973 SF
BUILDING COVERAGE	13.36%
FLOOR AREA RATIO (FAR)	0.13
PARKING REQUIRED	110 SPACES
PARKING PROVIDED	113 SPACES
ACCESSIBLE PARKING REQUIRED	5 SPACES (1 VAN)
ACCESSIBLE PARKING PROVIDED	6 SPACES (1 VAN)

PHASE 2 DEVELOPMENT DATA (FUTURE DEVELOPMENT)	
LOT AREA	90,411 SF (2.076 AC)
USE	FUTURE OFFICE / MEDICAL
BUILDING AREA	±10,500 SF (CONCEPTUAL)
BUILDING COVERAGE	11.6% (CONCEPTUAL)
FLOOR AREA RATIO (FAR)	0.12 (CONCEPTUAL)
PARKING PROVIDED	76 SPACES
ACCESSIBLE PARKING PROVIDED	4 SPACES (1 VAN)

DEVELOPMENT SCHEDULE	
PHASE 1:	ESTIMATED CONSTRUCTION COMPLETION: DECEMBER 2028
PHASE 2:	FUTURE DEVELOPMENT (TIMELINE TO BE DETERMINED)

OWNER:
THOMAS ERIC EIDSON AND LEANORA EIDSON
2911 OAK TRAIL COURT
ARLINGTON, TEXAS 76016
PHONE: 817-480-3714
LEANORA.EIDSON@GMAIL.COM

ENGINEER:
BANNISTER ENGINEERING, LLC
240 NORTH MITCHELL ROAD
MANSFIELD, TEXAS 76063
CONTACT:
REMINGTON C. WHEAT, P.E.
PHONE: 817-415-0437
REMINGTON@BANNISTERENG.COM



**Know what's below.
Call before you dig.**
(@ least 48 hours prior to digging)

BENCHMARKS

SOURCE BM: CITY OF ARLINGTON MONUMENT AR-71	ELEV.=628.87'
SITE BM #1: X-CUT SET ON CURB N:6940066.028 E:238296.894	ELEV.=595.65'

DATE PREPARED:
04/10/2026

BANNISTER ENGINEERING
240 North Mitchell Road | Mansfield, TX 76063 | 817.842.2094 | 817.842.2095 fax
REGISTRATION # F-10599 (TXAS)

DALWORTHINGTON GARDENS MEDICAL OFFICE
2800 BLOCK BOWEN ROAD
CITY OF DALWORTHINGTON GARDENS, TEXAS

FINAL PLAN

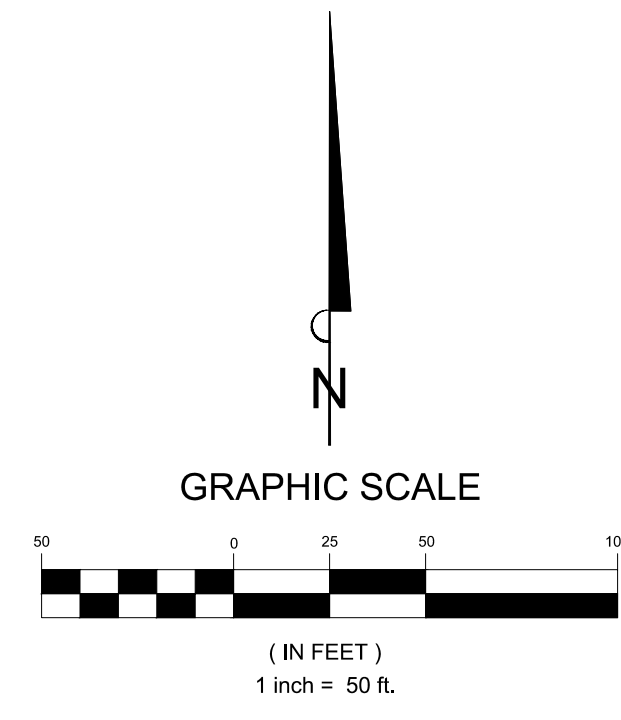
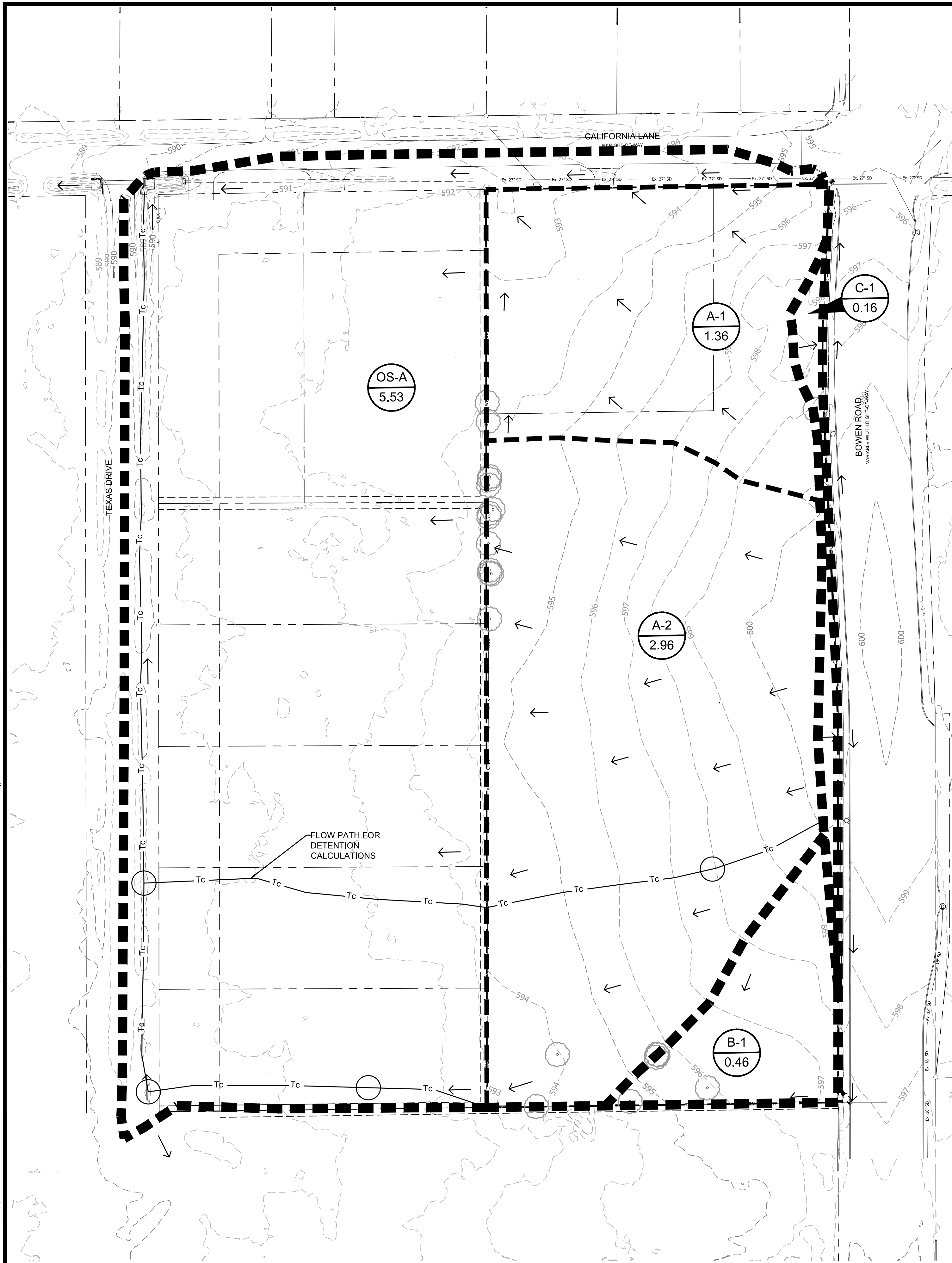
No.	Date	Revision Description



SHEET NUMBER
SP-1.1

File: B:\Clients\500 (Leannora Eidson)\500-24-002 (Medical Office Site - California Ln - Dalworthington Gardens)\Civil\Exhibits\Final Plan Ph1 & Ph 2 - Exhibit.dwg | Date Plotted: 4/10/2026 11:19 AM | Plotted By: jgray

File: b:\Clients\500 (Banner edison)\500-24-002 (medical office site - dalworthington gardens)\C:\lib\sheet\c4-1 DRAINAGE AREA MAP.dwg || Date Plotted: 3/12/2026 3:40 PM || Plotted By: mjones



LEGEND

- - - 118 - - - EXISTING CONTOURS
- Tc - EXISTING TIME OF CONCENTRATION PATH
- Tc - EXISTING FLOW TYPE CHANGE
- > EXISTING FLOW ARROW
- ▬ MAJOR AREA DIVIDE
- - - MINOR AREA DIVIDE
- DA / Area DRAINAGE AREA LABEL

- NOTES**
- CONTRACTOR SHALL REFERENCE GENERAL NOTES SHEET FOR ADDITIONAL INFORMATION.
 - CONTRACTOR SHALL REFERENCE ALL IRRIGATION PLANS, MEP SITE PLANS, AND CIVIL ENGINEERING UTILITY PLANS FOR INFORMATION REGARDING SLEEVES BENEATH PAVEMENT.
 - OFFSITE GROUND DATA IS FROM TNRIS 2019 TOPOGRAPHY.

EXISTING Tc CALCULATIONS FOR AREA OS-A

TYPE	CONDITION	DIST	UP ELEV	DOWN ELEV	SLOPE	Coeff.	VELOCITY	TIME (MIN)	
SHEET	GRASS	100	592.8	591.5	1.3%	0.58	0.19	8.6	
SHALLOW	GRASS	182	591.5	590	0.8%	16.13	1.46	2.1	
CHANNEL	GRASS	741	590	588.6	0.2%		1.05	11.8	
								TOTAL	22.4

EXISTING Tc CALCULATIONS FOR OVERALL AREA A

TYPE	CONDITION	DIST	UP ELEV	DOWN ELEV	SLOPE	Coeff.	VELOCITY	TIME (MIN)	
SHEET	GRASS	100	600	598	2.0%	0.41	0.17	9.9	
SHALLOW	GRASS	473	598	590	1.7%	16.13	2.10	3.8	
CHANNEL	GRASS	569	589.7	588.6	0.2%		1.05	9.0	
								TOTAL	22.6

EXISTING RUNOFF

DRAINAGE AREA	AREA (ACRES)	C	C* ^C ₂₅ C _c =1.10	C* ^C ₁₀₀ C _c =1.25	Tc (MIN)	i5 (in/hr)	i10 (in/hr)	i25 (in/hr)	i100 (in/hr)	Q5 (CFS)	Q10 (CFS)	Q25 (CFS)	Q100 (CFS)	COMMENTS
A-1	1.36	0.41	0.45	0.51	15	4.73	5.49	6.54	8.18	2.64	3.06	4.01	5.70	To California Lane Right of Way
A-2	2.96	0.41	0.45	0.51	15	4.73	5.49	6.54	8.18	5.74	6.66	8.74	12.40	To Western Properties
OS-A	5.53	0.58	0.64	0.73	22.4	3.87	4.50	5.37	6.73	12.42	14.44	18.96	26.98	To California Lane Right of Way
Total	9.85									20.79	24.16	31.70	45.09	
B-1	0.46	0.41	0.45	0.51	15	4.73	5.49	6.54	8.18	0.89	1.04	1.36	1.93	To South Property
C-1	0.16	0.41	0.45	0.51	15	4.73	5.49	6.54	8.18	0.31	0.36	0.47	0.67	To Bowen Road



**Know what's below.
Call before you dig.**
(@ least 48 hours prior to digging)
BENCHMARKS


SOURCE BM: CITY OF ARLINGTON MONUMENT AR-71 ELEV.=628.87'
SITE BM #1: X-CUT SET ON CURB N:6940066.028 E:2383926.894 ELEV.=595.65'

CONTRACTOR AND ALL SUBCONTRACTORS, TRADES, INSTALLERS, AND SUPPLIERS ("CONSTRUCTION PARTICIPANTS") SHALL CONSIDER ALL INFORMATION ON EVERY SHEET IN THIS PLAN SET TO BE INTEGRAL AND PERTINENT TO ALL OTHER SHEETS IN THIS PLAN SET. CONTRACTOR SHALL DISTRIBUTE THE PLAN SET IN ITS ENTIRETY TO ALL CONSTRUCTION PARTICIPANTS. CONTRACTOR SHALL ENSURE THAT ALL CONSTRUCTION PARTICIPANTS THOROUGHLY REVIEW ALL SHEETS IN THE PLAN SET AND CONTRACTOR SHALL ENSURE THAT THE COMPLETE COLLECTIVE DESIGN OF THE PLAN SET IS INCORPORATED INTO ALL CONSTRUCTION AND INSTALLATION.

BANNISTER ENGINEERING
240 North Mitchell Road | Mansfield, TX 76063 | 817.842.2094 | 817.842.2095 fax
REGISTRATION # F-10599 (TEXAS)

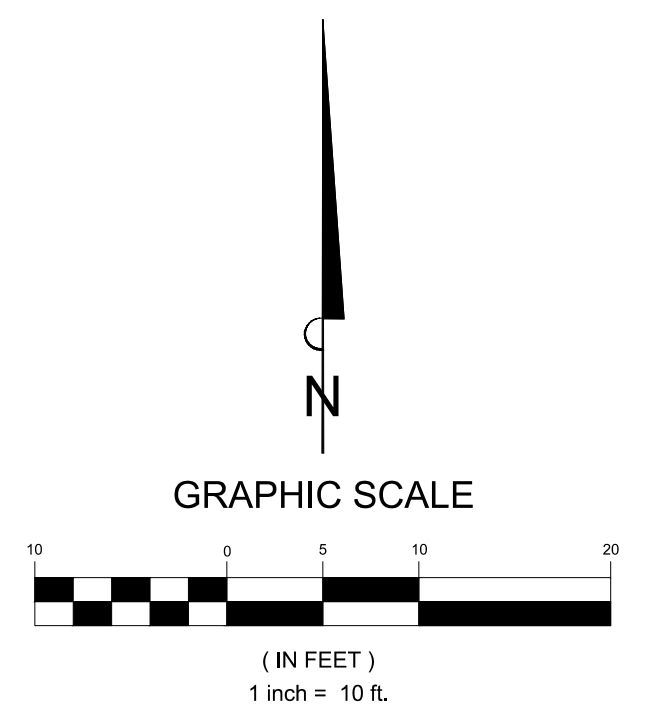
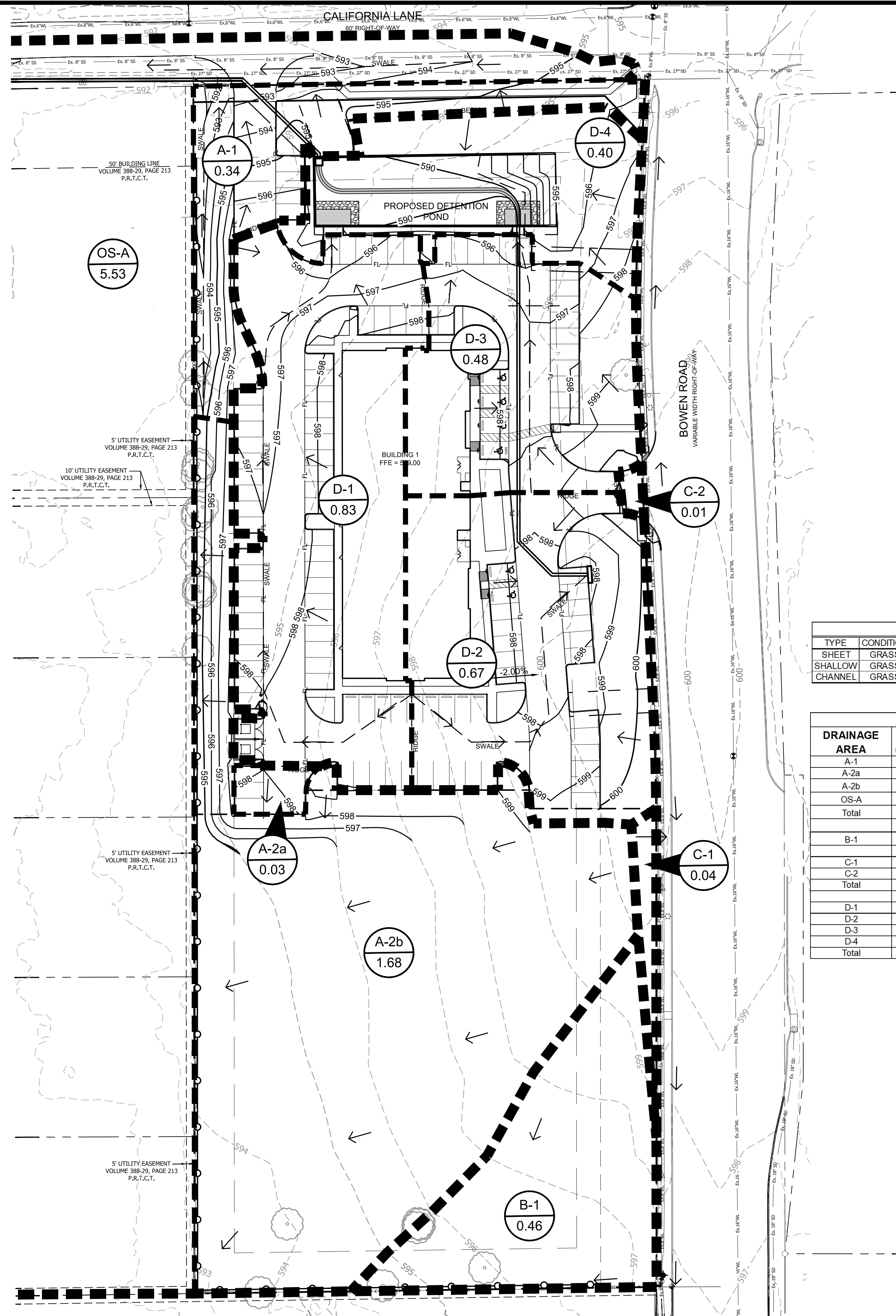
DALWORTHINGTON GARDENS MEDICAL OFFICE
2800 BLOCK BOWEN ROAD
CITY OF DALWORTHINGTON GARDENS, TEXAS
EXISTING DRAINAGE AREA MAP

No.	Date	Revision Description

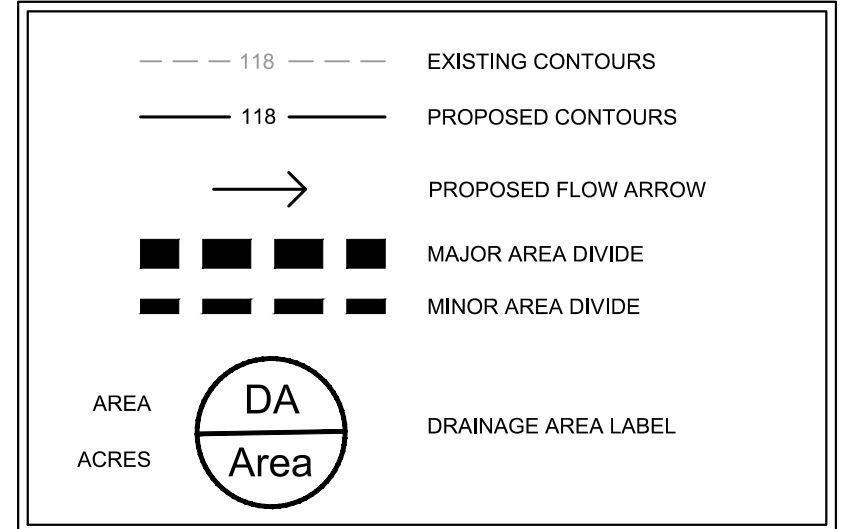


3/13/2026
SHEET NUMBER
C-4.1

File: b:\clients\500 (barbara edison)\500-24-002 (medical office site - california lane - dalworthington gardens)\civil\sheet set\C-4.1 DRAINAGE AREA MAP.dwg || Date Plotted: 3/12/2026 3:40 PM || Plotted By: mjones



LEGEND



NOTES

- CONTRACTOR SHALL REFERENCE GENERAL NOTES SHEET FOR ADDITIONAL INFORMATION.
- CONTRACTOR SHALL REFERENCE ALL IRRIGATION PLANS, MEP SITE PLANS, AND CIVIL ENGINEERING UTILITY PLANS FOR INFORMATION REGARDING SLEEVES BENEATH PAVEMENT.
- OFFSITE GROUND DATA IS FROM TNRS 2019 TOPOGRAPHY.

EXISTING Tc CALCULATIONS FOR AREA OS-A

TYPE	CONDITION	DIST	UP ELEV	DOWN ELEV	SLOPE	Coef.	VELOCITY	TIME (MIN)	
SHEET	GRASS	100	592.8	591.5	1.3%	0.58	0.19	8.6	
SHALLOW CHANNEL	GRASS	182	591.5	590	0.8%	16.13	1.46	2.1	
		741	590	588.6	0.2%		1.05	11.8	
								TOTAL	22.4

PROPOSED RUNOFF

DRAINAGE AREA	AREA (ACRES)	C	C [*] C ₂₅ C _r =1.10	C [*] C ₁₀₀ C _r =1.25	T _c (MIN)	i ₅ (in/hr)	i ₁₀ (in/hr)	i ₂₅ (in/hr)	i ₁₀₀ (in/hr)	Q ₅ (CFS)	Q ₁₀ (CFS)	Q ₂₅ (CFS)	Q ₁₀₀ (CFS)	COMMENTS
A-1	0.34	1.00	1.00	1.00	5	7.00	8.10	9.62	11.95	2.38	2.76	3.27	4.06	To California Lane
A-2a	0.03	1.00	1.00	1.00	5	7.00	8.10	9.62	11.95	0.21	0.24	0.29	0.36	Drains to A-2b
A-2b	1.68	0.41	0.45	0.51	15	4.73	5.49	6.54	8.18	3.26	3.78	4.96	7.04	To Western Properties
OS-A	5.53	0.58	0.64	0.73	22.4	3.87	4.50	5.37	6.73	12.42	14.44	18.96	26.98	To California Lane Right of Way
Total	7.58									18.27	21.22	27.47	38.45	
B-1	0.46	0.41	0.45	0.51	15	4.73	5.49	6.54	8.18	0.89	1.04	1.36	1.93	To South Property
C-1	0.04	0.41	0.45	0.51	15	4.73	5.49	6.54	8.18	0.08	0.09	0.12	0.17	To Bowen Road
C-2	0.01	1.00	1.00	1.00	15	4.73	5.49	6.54	8.18	0.05	0.05	0.07	0.08	To Bowen Road
Total	0.05									0.12	0.14	0.18	0.25	
D-1	0.83	1.00	1.00	1.00	5	7.00	8.10	9.62	11.95	5.81	6.73	7.98	9.92	To Drainage Area D-4
D-2	0.67	1.00	1.00	1.00	5	7.00	8.10	9.62	11.95	4.69	5.43	6.44	8.01	To Proposed Curb Inlet
D-3	0.48	1.00	1.00	1.00	5	7.00	8.10	9.62	11.95	3.36	3.89	4.62	5.74	To Drainage Area D-4
D-4	0.40	0.41	0.45	0.51	15	4.73	5.49	6.54	8.18	0.78	0.90	1.18	1.68	To Proposed Detention Pond
Total	2.38									14.64	16.95	20.22	25.35	



**Know what's below.
Call before you dig.**
(@ least 48 hours prior to digging)
BENCHMARKS


SOURCE BM: CITY OF ARLINGTON MONUMENT AR-71	ELEV.=628.87'
SITE BM #1: X-CUT SET ON CURB N:6940066.028 E:2383926.894	ELEV.=595.65'

CONTRACTOR AND ALL SUBCONTRACTORS, TRADES, INSTALLERS, AND SUPPLIERS ("CONSTRUCTION PARTICIPANTS") SHALL CONSIDER ALL INFORMATION ON EVERY SHEET IN THIS PLAN SET TO BE INTEGRAL AND PERTINENT TO ALL OTHER SHEETS IN THIS PLAN SET. CONTRACTOR SHALL DISTRIBUTE THE PLAN SET IN ITS ENTIRETY TO ALL CONSTRUCTION PARTICIPANTS. CONTRACTOR SHALL ENSURE THAT ALL CONSTRUCTION PARTICIPANTS THOROUGHLY REVIEW ALL SHEETS IN THE PLAN SET AND CONTRACTOR SHALL ENSURE THAT THE COMPLETE COLLECTIVE DESIGN OF THE PLAN SET IS INCORPORATED INTO ALL CONSTRUCTION AND INSTALLATION.

BANNISTER ENGINEERING
240 North Mitchell Road | Mansfield, TX 76063 | 817.842.2094 | 817.842.2095 fax
REGISTRATION # F-10599 (TEXAS)

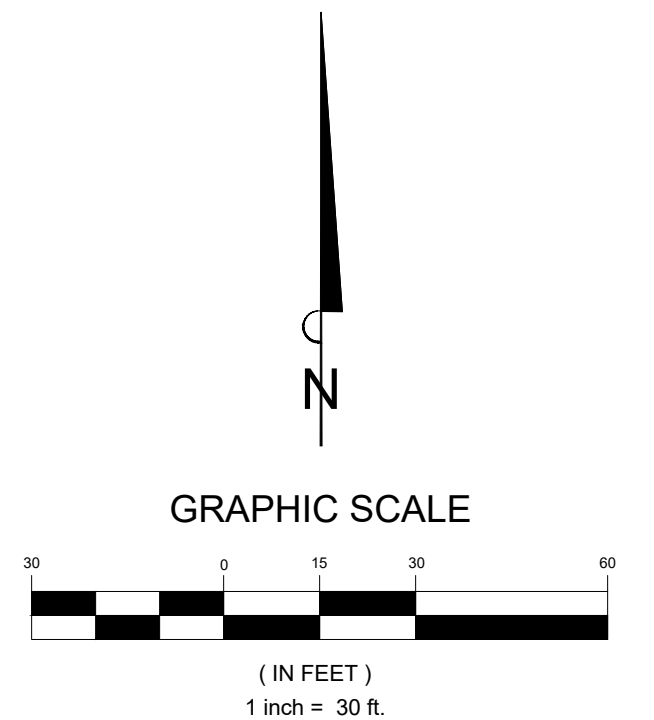
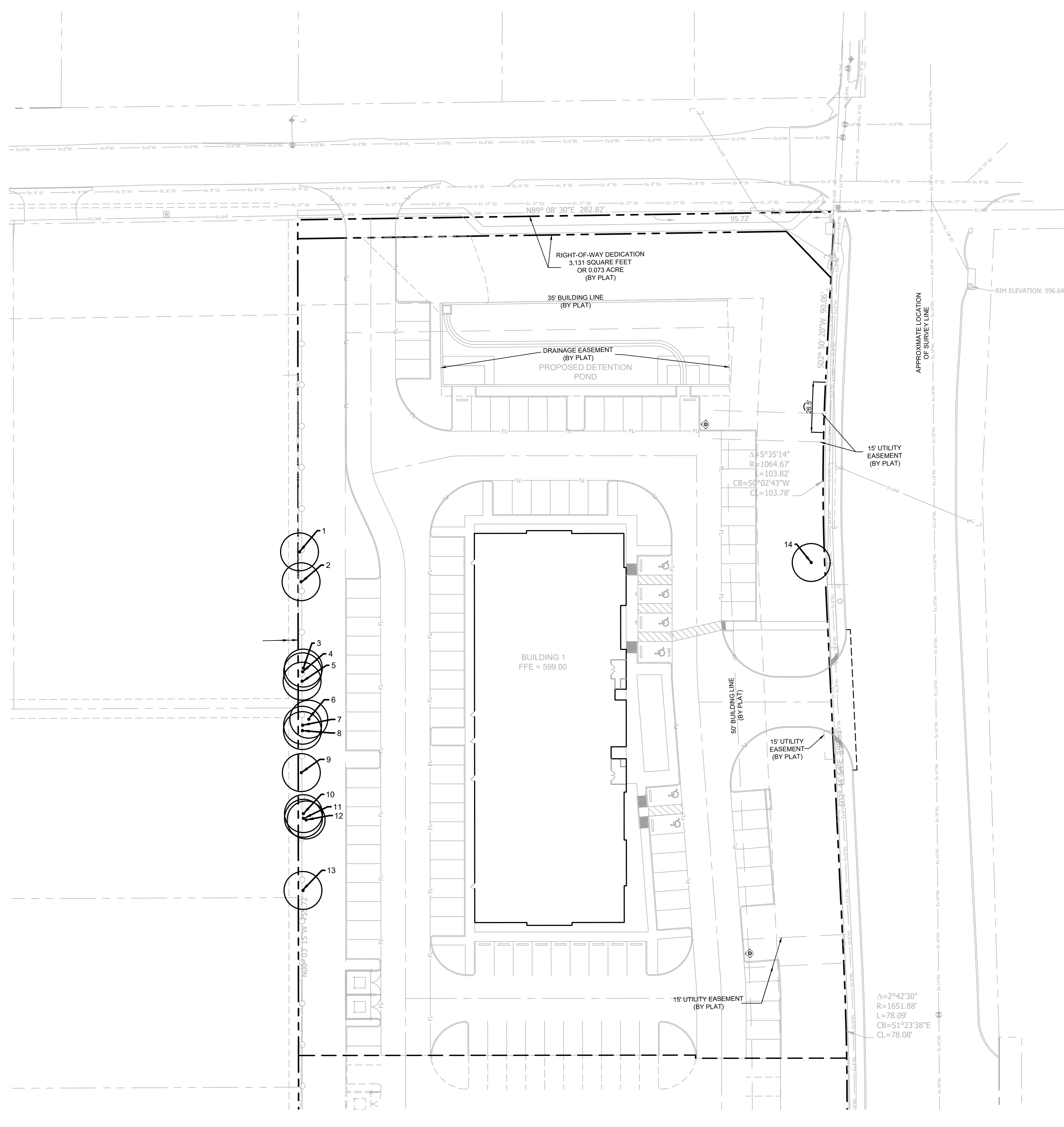
DALWORTHINGTON GARDENS MEDICAL OFFICE
2800 BLOCK BOWEN ROAD
CITY OF DALWORTHINGTON GARDENS, TEXAS
PROPOSED DRAINAGE AREA MAP

No.	Date	Revision Description



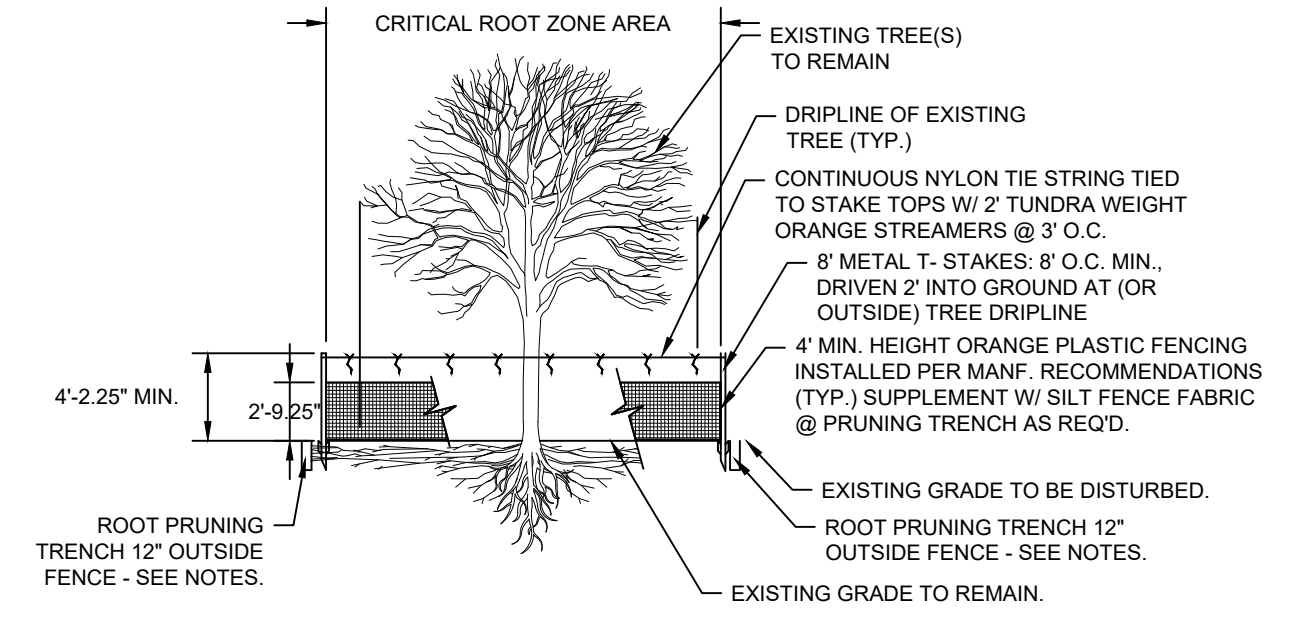
3/13/2026
SHEET NUMBER
C-4.2

File: B:\Clients\500 (Leamora Elison)\500-24-002 (Medical Office Site - Dalworthington Gardens) (Civil)\Sheet Set\100 Series Dalworthington Gardens Medical Office.dwg | Date Plotted: 4/9/2026 5:30 PM | Plotted By: drew



NO.	CALLPER	SPECIES	REMAIN	REMOVE
1	7	PECAN	X	
2	7	PECAN	X	
3	5	PECAN	X	
4	7	PECAN	X	
5	8	PECAN	X	
6	10	PECAN	X	
7	10	HACKBERRY	X	
8	12	HACKBERRY	X	
9	17	HACKBERRY	X	
10	12	HACKBERRY	X	
11	12	HACKBERRY	X	
12	12	HACKBERRY	X	
13	18	HACKBERRY	X	
14	17	OAK	X	
TOTAL CALLPERINCHES				154
TOTAL CALLPERINCHES TO REMAIN				154

PLANT SCHEDULE	
SYMBOL	BOTANICAL / COMMON NAME
TREES	
	EXISTING TREE TO REMAIN



- NOTES:
- PERFORM ROOT PRUNING ON ALL EXISTING TREES TO REMAIN WHERE CONSTRUCTION ACTIVITY FALLS WITHIN DRIP LINE OF EXISTING TREES.
 - ROOT PRUNING METHOD: 2 MONTHS MIN. PRIOR BY DIGGING A 18"-24" DEEP X 8" WIDE TRENCH ALONG THE OUTSIDE PERIMETER OF EXISTING TREE(S) ADJACENT TO CONSTRUCTION AREAS. MAXIMIZE PRUNING TRENCH DISTANCE FROM TRUNK TO THE FULLEST EXTENT POSSIBLE, W/ THE ROOT PRUNING LINE PLACED @ THE EDGE OF CONSTRUCTION LIMITS.

TREE PROTECTION DETAIL
N.T.S.



**Know what's below.
Call before you dig.**
(@ least 48 hours prior to digging)
BENCHMARKS

SOURCE BM: CITY OF ARLINGTON MONUMENT AR-71 ELEV.=628.87'	
SITE BM #1: X-CUT SET ON CURB N:6940066.028 E:2363926.894 ELEV.=595.65'	

CONTRACTOR AND ALL SUBCONTRACTORS, TRADES, INSTALLERS, AND SUPPLIERS ("CONSTRUCTION PARTICIPANTS") SHALL CONSIDER ALL INFORMATION ON EVERY SHEET IN THIS PLAN SET TO BE INTEGRAL AND PERTINENT TO ALL OTHER SHEETS IN THIS PLAN SET. CONTRACTOR SHALL DISTRIBUTE THE PLAN SET IN ITS ENTIRETY TO ALL CONSTRUCTION PARTICIPANTS. CONTRACTOR SHALL ENSURE THAT ALL CONSTRUCTION PARTICIPANTS THOROUGHLY REVIEW ALL SHEETS IN THE PLAN SET AND CONTRACTOR SHALL ENSURE THAT THE COMPLETE COLLECTIVE DESIGN OF THE PLAN SET IS INCORPORATED INTO ALL CONSTRUCTION AND INSTALLATION.

BANNISTER
ENGINEERING
240 North Mitchell Road | Mansfield, TX 76063 | 817.842.2094 | 817.842.2095 fax
REGISTRATION # F-10599 (TEXAS)

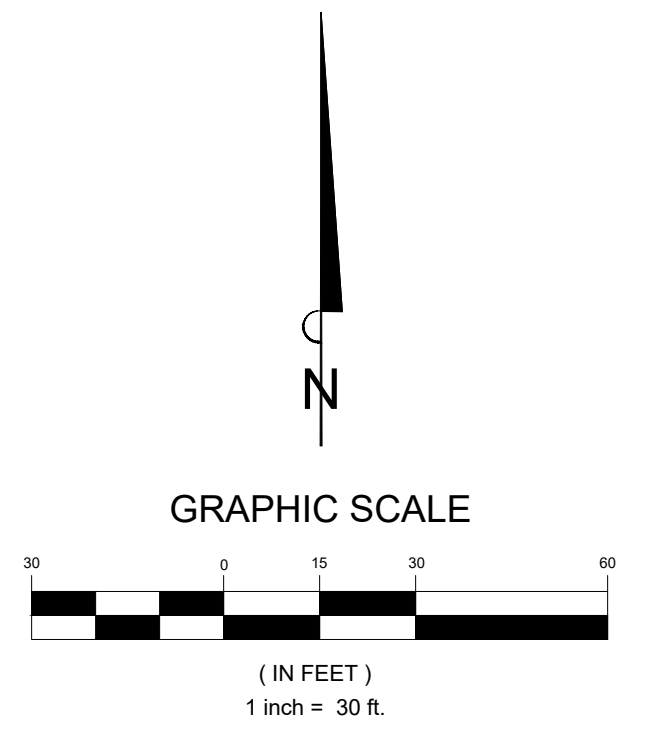
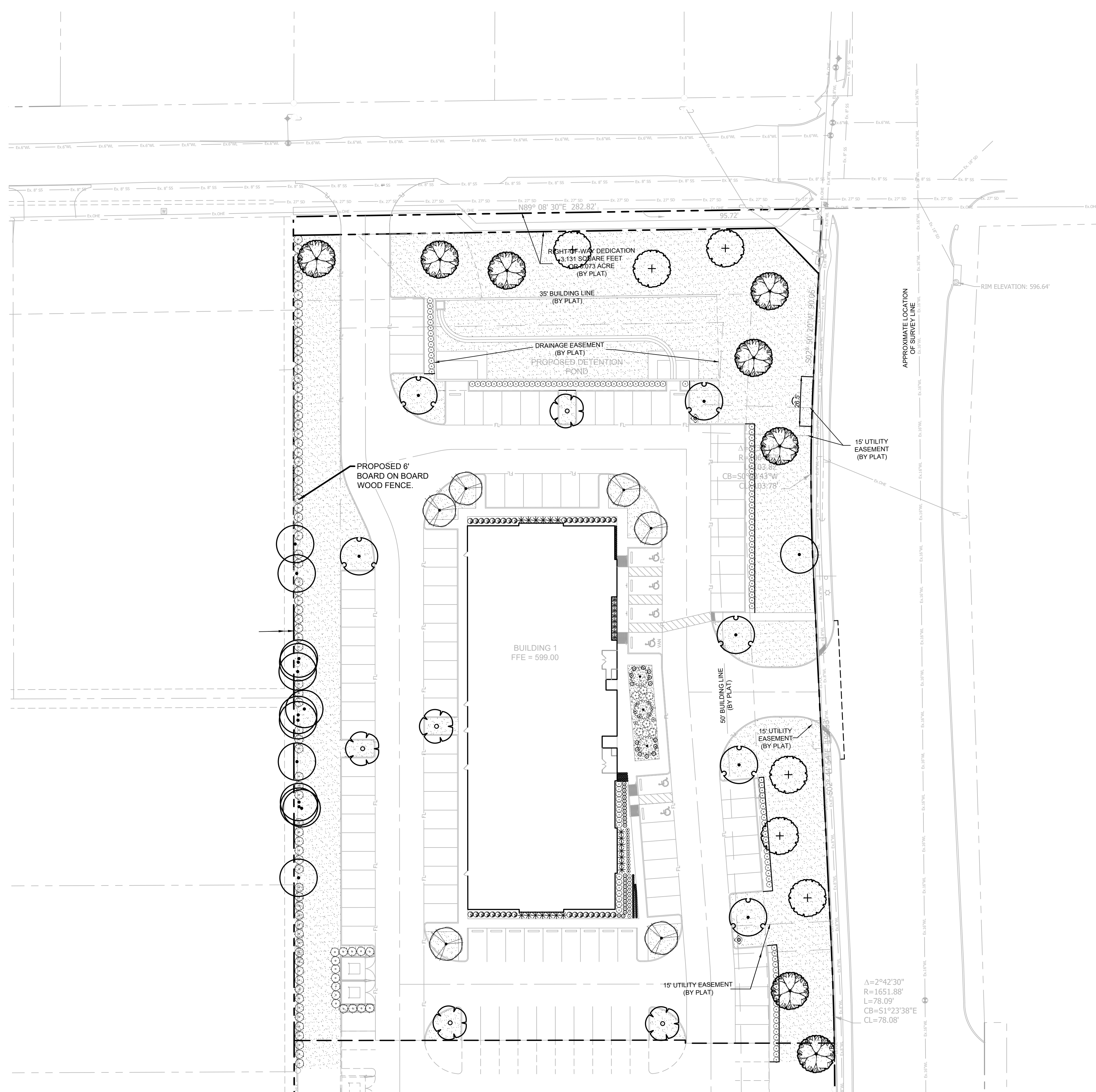
DALWORTHINGTON GARDENS MEDICAL OFFICE
2800 BLOCK BOWEN ROAD
CITY OF DALWORTHINGTON GARDENS, TEXAS
TREE PRESERVATION PLAN

No.	Date	Revision Description



SHEET NUMBER
L-1.0

File: B:\Clients\500 (Leamora Elison)\500-24-002 (Medical Office Site - Dalworthington Gardens) (Civil\Sheet Set)\200 Series Dalworthington Gardens Medical Office.dwg | Date Plotted: 4/9/2026 5:30 PM | Plotted By: drew



PLANT SCHEDULE						
SYMBOL	QTY	BOTANICAL / COMMON NAME	CONT	CAL	SIZE	NOTES
TREES						
(Symbol)	14	EXISTING TREE TO REMAIN				
(Symbol)	3	LAGERSTROEMIA INDICA 'TUSCARORA' / CRAPE MYRTLE		3"	6'-8'	FULL MATCHING, SYMMETRICAL
(Symbol)	6	PISTACIA CHINENSIS / CHINESE PISTACHE		3"	10'-12'	FULL MATCHING, SYMMETRICAL
(Symbol)	6	QUERCUS ACUMINATA / CHINKAPIN OAK		3"	10'-12'	FULL MATCHING, SYMMETRICAL
(Symbol)	8	QUERCUS SHUMARDII / SHUMARD RED OAK		3"	10'-12'	FULL MATCHING, SYMMETRICAL
(Symbol)	6	QUERCUS VIRGINIANA / SOUTHERN LIVE OAK		3"	10'-12'	FULL MATCHING, SYMMETRICAL
(Symbol)	5	ULMUS CRASSIFOLIA / CEDAR ELM		3"	10'-12'	FULL MATCHING, SYMMETRICAL
SHRUBS						
(Symbol)	85	HEMEROCALLIS X 'STELLA DE ORO' / STELLA DE ORO DAYLILY	1 GAL	12" HT	PER PLAN	FULL MATCHING, SYMMETRICAL
(Symbol)	20	HESPERALOE PARVIFLORA / RED YUCCA	5 GAL	24" HT	PER PLAN	FULL MATCHING, SYMMETRICAL
(Symbol)	93	ILEX X 'NELLIE R STEVENS' / NELLIE STEVENS HOLLY	15 GAL	48" HT	PER PLAN	FULL MATCHING, SYMMETRICAL
(Symbol)	12	JUNIPERUS HORIZONTALIS 'ANDORRA' / ANDORRA JUNIPER	5 GAL	12" HT	PER PLAN	FULL MATCHING, SYMMETRICAL
(Symbol)	125	LEUCOPHYLLUM ZYGOPHYLLUM 'CIMARRON' / CIMARRON BLUE RANGER	5 GAL	24" HT	PER PLAN	FULL MATCHING, SYMMETRICAL
(Symbol)	37	LIGUSTRUM SINENSE 'SUNSHINE' / SUNSHINE LIGUSTRUM	5 GAL	24" HT	PER PLAN	FULL MATCHING, SYMMETRICAL
(Symbol)	8	MALVAVISCUS DRUMMONDII / TURK'S CAP	5 GAL	18" HT	PER PLAN	FULL MATCHING, SYMMETRICAL
(Symbol)	16	MUHLENBERGIA CAPILLARIS / PINK MUHLY	5 GAL	24" HT	PER PLAN	FULL MATCHING, SYMMETRICAL
(Symbol)	6	MUHLENBERGIA LINDHEIMERI / LINDHEIMER MUHLY	5 GAL	24" HT	PER PLAN	FULL MATCHING, SYMMETRICAL
(Symbol)	40	NANDINA DOMESTICA 'SEIKA' / OBSESSION™ HEAVENLY BAMBOO	5 GAL	16" HT	PER PLAN	FULL MATCHING, SYMMETRICAL
(Symbol)	13	SALVIA FARINACEA / MEALY BLUE SAGE	1 GAL	12" HT	PER PLAN	FULL MATCHING, SYMMETRICAL
(Symbol)	8	SALVIA GREGGII / AUTUMN SAGE	1 GAL	12" HT	PER PLAN	FULL MATCHING, SYMMETRICAL
GROUND COVERS						
(Symbol)	PER PLAN	BASALT GRAVEL			1/2"-1" BASALT GRAVEL, 3" DEPTH, WITH WEED BARRIER FABRIC	
(Symbol)	PER PLAN	CYNODON DACTYLON 'TIF 419' / BERMUDA GRASS			SOD	



**Know what's below.
Call before you dig.**
(@ least 48 hours prior to digging)
BENCHMARKS

SOURCE BM: CITY OF ARLINGTON MONUMENT AR-71 ELEV.=628.87'	
SITE BM #1: X-CUT SET ON CURB N:6940066.028 E:2363926.894 ELEV.=595.65'	

CONTRACTOR AND ALL SUBCONTRACTORS, TRADES, INSTALLERS, AND SUPPLIERS ("CONSTRUCTION PARTICIPANTS") SHALL CONSIDER ALL INFORMATION ON EVERY SHEET IN THIS PLAN SET TO BE INTEGRAL AND PERTINENT TO ALL OTHER SHEETS IN THIS PLAN SET. CONTRACTOR SHALL DISTRIBUTE THE PLAN SET IN ITS ENTIRETY TO ALL CONSTRUCTION PARTICIPANTS. CONTRACTOR SHALL ENSURE THAT ALL CONSTRUCTION PARTICIPANTS THOROUGHLY REVIEW ALL SHEETS IN THE PLAN SET AND CONTRACTOR SHALL ENSURE THAT THE COMPLETE COLLECTIVE DESIGN OF THE PLAN SET IS INCORPORATED INTO ALL CONSTRUCTION AND INSTALLATION.

BANNISTER
ENGINEERING
240 North Mitchell Road | Mansfield, TX 76063 | 817.842.2094 | 817.842.2095 fax
REGISTRATION # F-10599 (TEXAS)

DALWORTHINGTON GARDENS MEDICAL OFFICE
2800 BLOCK BOWEN ROAD
CITY OF DALWORTHINGTON GARDENS, TEXAS
LANDSCAPE PLAN

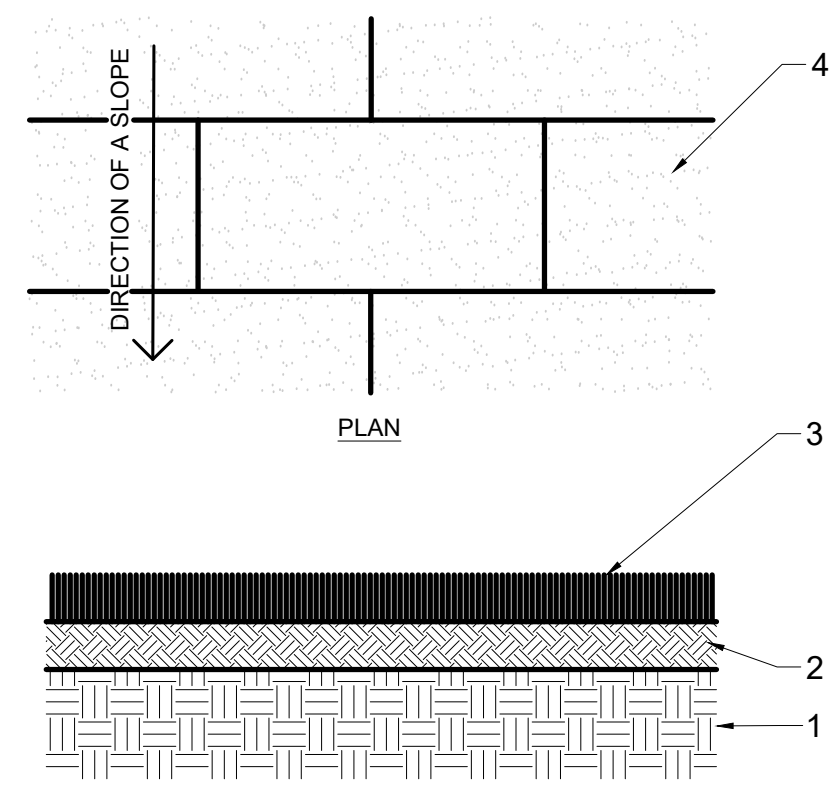
No.	Date	Revision Description



SHEET NUMBER
L-2.0

GENERAL NOTES :

- LOCATE ALL UTILITIES PRIOR TO DIGGING. CONTRACTOR SHALL BE RESPONSIBLE FOR ALL DAMAGE INCURRED BY HIS OR HER WORK.
- CONTRACTOR SHALL ADVISE THE OWNER AND LANDSCAPE ARCHITECT OF ANY CONDITION FOUND ON SITE WHICH PROHIBITS INSTALLATION AS SHOWN ON THESE PLANS.
- IF A DISCREPANCY BETWEEN DRAWINGS AND PLANT SCHEDULE IS FOUND, THE DRAWINGS SHALL TAKE PRECEDENT OVER THE PLANT SCHEDULE.
- PLANT MATERIAL SHALL COMPLY WITH ALL SIZING AND GRADING STANDARDS OF THE LATEST EDITION OF 'AMERICAN STANDARD FOR NURSERY STOCK.'
- CONTRACTOR SHALL STAKE OUT TREE LOCATIONS AND BED CONFIGURATION FOR APPROVAL BY OWNER PRIOR TO INSTALLATION.
- SUBSTITUTIONS SHALL NOT BE MADE WITHOUT PRIOR WRITTEN AUTHORIZATION FROM THE OWNER OR LANDSCAPE ARCHITECT.
- ALL DISTURBED AREAS NOT INDICATED AS PLANTING BEDS SHALL BE SODDED OR SEEDED BY CONTRACTOR TO PROVIDE AN ESTABLISHED TURF AREA.
- CONTRACTOR SHALL REMOVE REASONABLE AMOUNT OF STONES, DEAD ROOTS, DETRITUS AND OTHER UNDESIRABLE MATERIAL FROM EXISTING SOIL.
- IF ROCKS ARE ENCOUNTERED, REMOVE TO A DEPTH OF 3" AND ADD 3" OF FRIABLE FERTILE TOPSOIL TO ALL SODDED AREAS. CONTRACTOR TO ENSURE THAT SITE IS GRADED ACCORDING TO THE ENGINEER'S GRADING PLAN.
- LAWN AREAS SHALL HAVE 3" MINIMUM FRIABLE TOPSOIL AND BE TREATED WITH FERTILIZER APPLIED AT A RATE OF 20 POUNDS PER 1,000 SQUARE FEET.
- SOIL PREPARATION FOR PLANTING BEDS SHALL BE AS FOLLOWS:
 - 3" OF ORGANIC COMPOST
 - 20 POUNDS OF ORGANIC FERTILIZER / 1,000 SF OF BED AREA
 - TILL BED TO A DEPTH OF 6" TO 8"
 - CHECK SOIL ACIDITY. SOIL ACIDITY SHOULD RANGE FROM 5.0 TO 7.0 PH. REGULATE IF NECESSARY.
- ALL PLANT BEDS SHALL BE TOP DRESSED WITH A MINIMUM 3" OF NATIVE HARDWOOD MULCH.
- TREE PLANTING PITS SHALL BE CLEARED OF UNDESIRABLE MATERIAL AND BACKFILLED WITH PREPARED TOP SOIL. PLACE 1" OF COMPOST AND 3" OF SHREDDED HARDWOOD MULCH ON TOP OF ROOT BALL.
- THE CONTRACTOR WILL BE HELD LIABLE FOR ANY DAMAGE CAUSED TO TREES DUE TO IMPROPER STAKING METHODS, INCLUDING ABSENCE OF STAKING THROUGHOUT THE WARRANTY PERIOD.
- TREES SHALL BE PLANTED AT LEAST 2.5 FEET FROM ANY RIGHT-OF-WAY LINE, CURB, WALK OR FIRE HYDRANT, AND OUTSIDE ALL UTILITY EASEMENTS.
- TREES SHALL BE PLANTED AT LEAST 8 FEET FROM ANY PUBLIC UTILITY LINE WHERE POSSIBLE. IN THE EVENT THIS IS NOT POSSIBLE, CONTRACTOR SHALL INSTALL A ROOT BARRIER, PER THE DETAIL(S) NOTED ON THIS SHEET.
- TREES OVERHANGING WALKS AND PARKING AREAS SHALL HAVE A CLEAR TRUNK HEIGHT OF 7 FEET FROM FINISH SURFACE GRADE.
- CONTRACTOR SHALL WARRANTY PLANT MATERIAL TO REMAIN ALIVE AND HEALTHY FOR A PERIOD OF ONE YEAR AFTER THE FINAL ACCEPTANCE. ALL PLANT MATERIAL SHALL BE MAINTAINED IN A HEALTHY CONDITION IN ACCORDANCE WITH THE SEASON. DEAD, DAMAGED OR DESTROYED PLANT MATERIAL SHALL BE REPLACED IN KIND WITHIN THIRTY DAYS. WARRANTY SHALL NOT INCLUDE DAMAGE FOR LOSS OF PLANT MATERIAL DUE TO NATURAL CAUSES, ACTS OF VANDALISM OR NEGLIGENCE ON THE PART OF THE OWNER.
- LANDSCAPE AREAS SHALL BE KEPT FREE OF TRASH, LITTER AND WEEDS.
- AN AUTOMATIC IRRIGATION SYSTEM SHALL BE PROVIDED TO MAINTAIN ALL LANDSCAPE AREAS. OVERSPRAY ON STREETS IS PROHIBITED.
- INSTALLING CONTRACTOR TO MAINTAIN LANDSCAPING FOR 30 DAYS FROM OWNER OCCUPANCY TO ESTABLISH PLANTS AND GRASS, MOWING AND TRIMMING TO BE INCLUDED.
- ALL AREAS DISTURBED BY CONSTRUCTION SHALL BE FINE GRADED AND RE-ESTABLISHED BY SOD. THESE AREAS SHALL BE IRRIGATED AND MAINTAINED UNTIL PERMANENT STAND OF GRASS IS ACHIEVED WITH A MINIMUM OF 70% COVERAGE. THIS IS TO INCLUDE ALL AREAS TO THE BACK OF CURB AROUND THE PROPERTY.
- ANY HARDWOOD MULCHED BEDS ON SITE SHALL HAVE PERMEABLE WEED MAT INSTALLED PRIOR TO PLANT MATERIAL AND MULCH BEING INSTALLED.
- ALL BEDDING AREAS WITH GROUND COVER (ASIAN JASMINE, WINTERCREEPER, ETC.) SHALL BE TOP DRESSED WITH HARDWOOD MULCH UNTIL GROUND COVER HAS COVERED AREA COMPLETELY.
- ANY SWITCH GEAR DEVICES, ELECTRICAL TRANSFORMERS, TELEPHONE PEDESTALS, AND HVAC UNITS LOCATED ON THE PROPERTY ARE TO BE SCREENED. IF THESE DEVICES HAVE BEEN ALTERED FROM THE MOST RECENT PLANS, THE CONTRACTOR IS TO VERIFY PLACEMENT OF THESE UTILITIES AND CONTACT LANDSCAPE ARCHITECT FOR PLANT MATERIAL SPECIFICATIONS AND PLACEMENT.
- LANDSCAPE CONTRACTOR SHALL NOT PLACE TOPSOIL OR MULCH ABOVE BRICK LEDGE OF THE BUILDING AND SHALL NOT BLOCK WEEP HOLES ON THE BUILDING.
- IF THE GRADES ON SITE AT THE TIME THE LANDSCAPE CONTRACTOR IS SET TO BEGIN WORK DOES NOT ALLOW THE BRICK LEDGE AND WEEP HOLES TO REMAIN UNCOVERED, IT IS THE LANDSCAPE CONTRACTOR'S RESPONSIBILITY TO NOTIFY THE OWNER OR GENERAL CONTRACTOR IMMEDIATELY.



- SUBGRADE: SEE GRADING PLAN FOR CUT AND/OR FILL REQUIREMENTS
- TWO (2") OF PREPARED TOPSOIL
- TURF / SOD.
- SOD PANEL: STAGGER AND PLACE PERPENDICULAR TO THE DIRECTION OF A SLOPE.

NOTES:

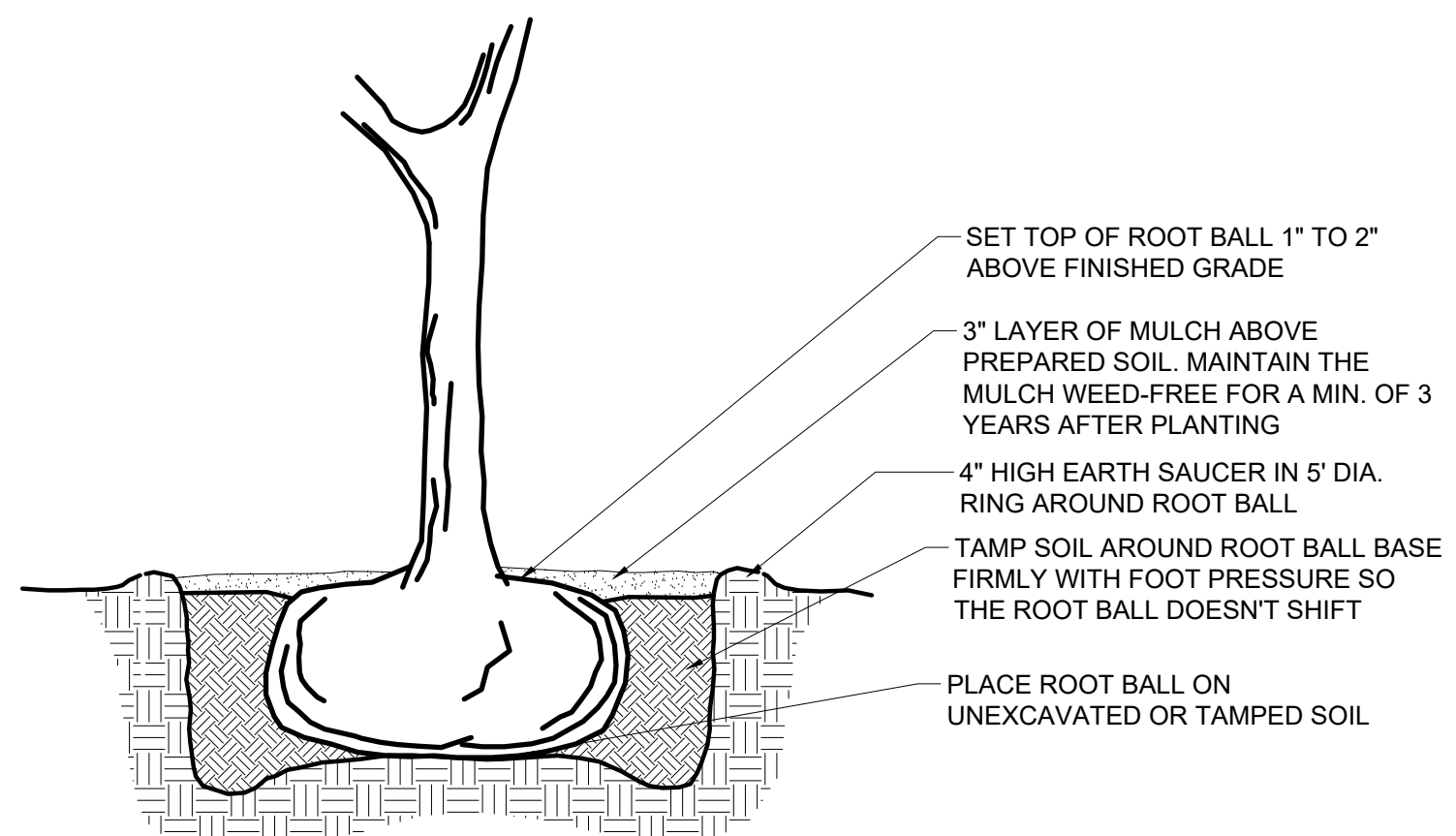
WATER THE SOD DAILY IN THE MORNINGS THE FIRST WEEK. WATER EVERY OTHER DAY THE SECOND WEEK. THEN WATER TWICE A WEEK THE THIRD WEEK. AFTERWARDS, PROVIDE A MIN. OF ONE (1") OF WATER PER WEEK AND MORE DURING HOTTER MONTHS.

FERTILIZE THE SOD AGAIN WITH A STARTER FERTILIZER AFTER 4 WEEKS TO MITIGATE NUTRIENTS LOST DURING THE HEAVY WATER SCHEDULE.

A SOD PLANTING DETAIL

NOTES:

- DO NOT HEAVILY PRUNE THE TREE AT PLANTING. PRUNE ONLY CROSSOVER LIMBS, CO-DOMINANT LEADERS, AND BROKEN OR DEAD BRANCHES. SOME INTERIOR TWIGS AND LATERAL BRANCHES MAY BE PRUNED, HOWEVER, DO NOT REMOVE THE TERMINAL BUDS OF BRANCHES THAT EXTEND TO THE EDGE OF THE CROWN.
- EACH TREE MUST BE PLANTED SUCH THAT THE TRUNK FLARE IS VISIBLE AT THE TOP OF THE ROOT BALL. TREES WHERE THE TRUNK FLARE IS NOT VISIBLE SHALL BE REJECTED. DO NOT COVER THE TOP OF THE ROOT BALL WITH SOIL.
- REMOVE ALL TWINE, ROPE, WIRE AND BURLAP FROM TOP HALF OF THE ROOT BALL.
- IF PLANT IS SHIPPED WITH A WIRE BASKET AROUND ROOT BALL, CUT THE WIRE BASKET IN FOUR PLACES AND FOLD DOWN 8" INTO PLANTING HOLE.



C TREE PLANTING DETAIL

ROOT ANCHOR ITEM #	ROOT BALL & CONTAINER SIZE	ANCHOR INSTALLATION DEPTH
15-BG	10 / 15 OR 17" ROOT BALL	12-18" MINIMUM DEPTH
30-BG	20 / 39 GALLON OR 22" ROOT BALL	18-24" MINIMUM DEPTH
45/65-BG	45 / 65 GALLON OR 27-30" ROOT BALL	24-30" MINIMUM DEPTH
100-BG	95 / 100 GALLON OR 36" ROOT BALL	30-36" MINIMUM DEPTH
150-BG	150 GALLON OR 42" ROOT BALL	48" MINIMUM DEPTH
200-BG	200 GALLON OR 48" ROOT BALL	48" MINIMUM DEPTH
300-BG	300 GALLON OR 58" ROOT BALL	48" MINIMUM DEPTH
CUSTOM-BG	ROOT BALLS LARGER THAN 60"	TBD

STEP 1:

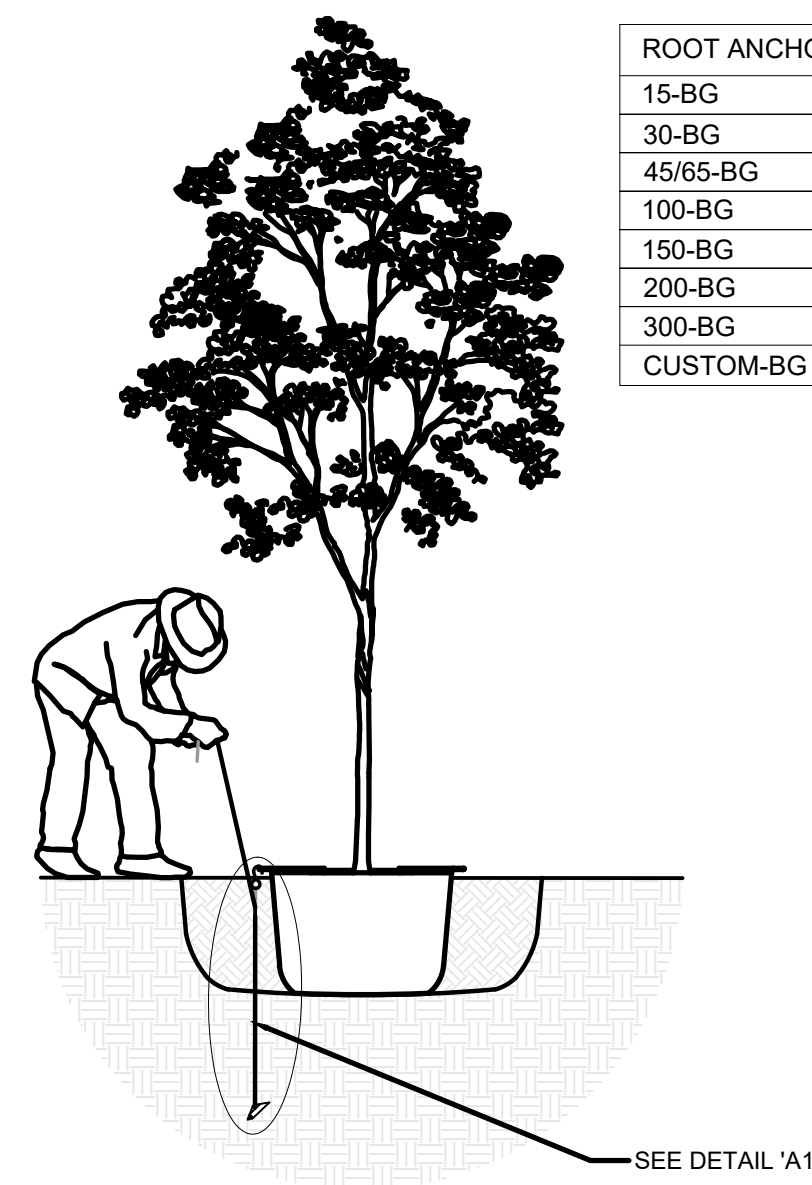
- SET TREE IN PLANTING PIT.
- PLACE ANCHOR WITH RING SIDE DOWN AGAINST TOP OF ROOT BALL.
- CENTER ROOT ANCHOR'S INNER RING(S) AROUND TRUNK OF TREE.
- ALIGN DRIVE ROD AS CLOSE AS POSSIBLE TO OUTSIDE EDGE OF U-BRACKET.

STEP 2:

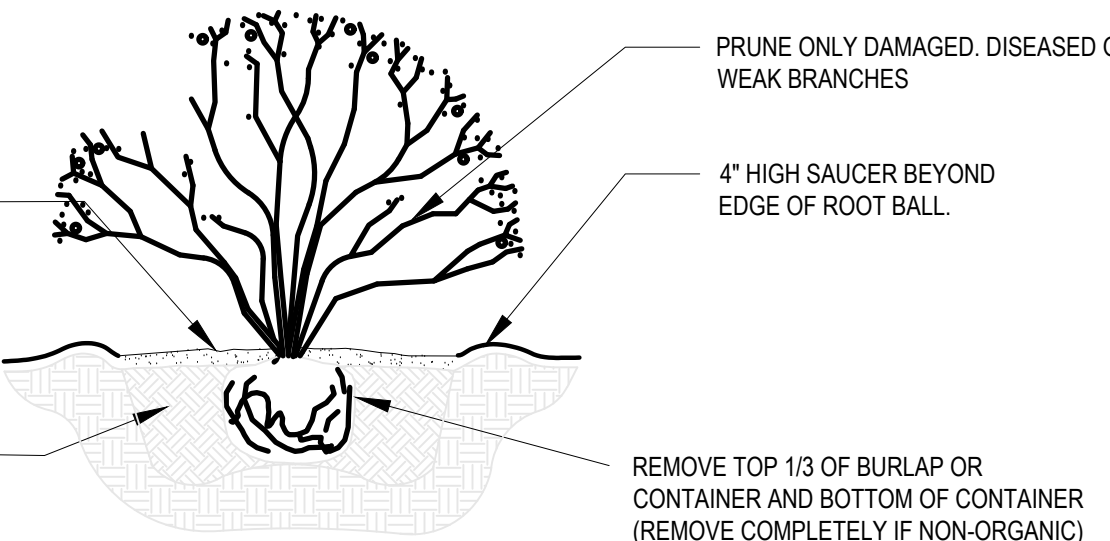
- DRIVE ANCHOR STRAIGHT DOWN INTO UNDISTURBED SUBBASE SOIL.
- SEE CHART FOR RECOMMENDED DEPTHS PER TREE SIZE.

STEP 3:

- REMOVE DRIP ROD.
- REPEAT STEPS 1 & 2 FOR ALL THREE (3) ANCHOR LOCATIONS.
- PULL BACK ON STRAP APPROXIMATELY 3" FOR THE V-68 ANCHOR, OR 6" TO 7" FOR THE V-88 ANCHOR TO SET ANCHOR INTO A HORIZONTAL OR LOCKED POSITION. A FULCRUM MAY BE REQUIRED TO ASSIST IN SETTING THE ANCHOR.
- PLACE "S" HOOK OVER THE END OF THE U-BRACKET.
- PULL STRAP UP VERTICALLY UNTIL ROOT ANCHOR RINGS BITE INTO THE TOP OF THE ROOT BALL AND U-BRACKETS ARE SETTING FLUSH ON TOP OF THE ROOT BALL.
- TIE EXCESS STRAP OFF TO THE U-BRACKET ALLOWING ENOUGH REMAINING STRAP TO ADJUST TREE, IF NECESSARY.



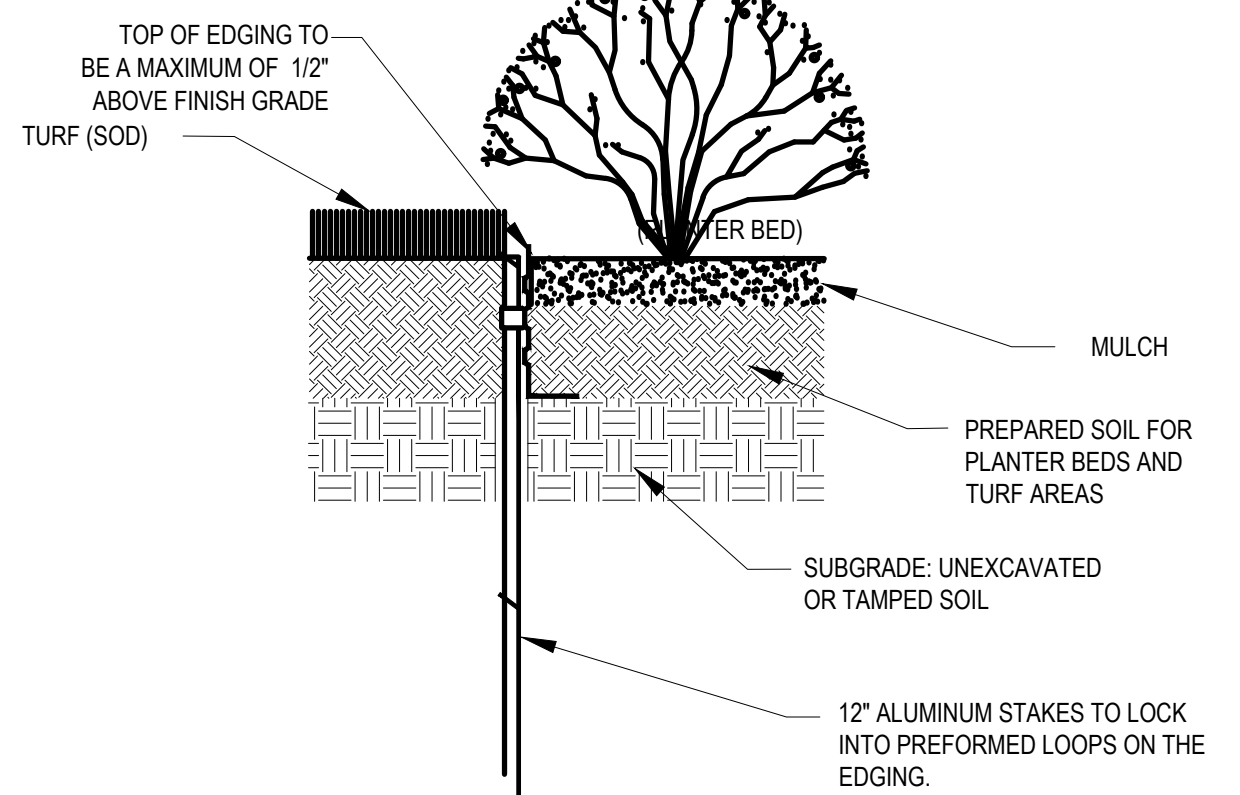
F TREE STAKING DETAIL



NOTE:

EXCAVATE PIT TO A WIDTH EQUAL TO 2.5 TIMES THE ROOT BALL WIDTH. PLACE ROOT BALL ON UNEXCAVATED OR TAMPED SOIL. SCARIFY SIDES OF PIT. EXCAVATE LARGER PIT FOR MULTIPLE PLANTINGS.

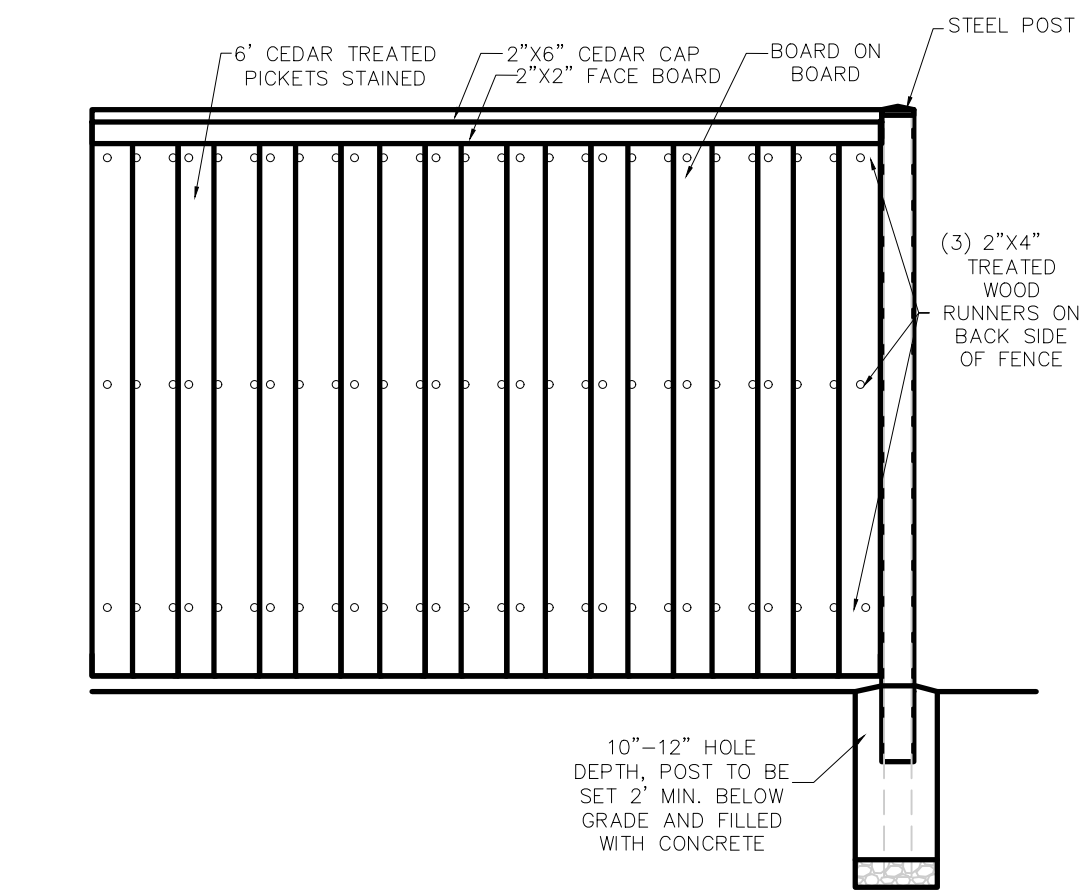
B SHRUB PLANTING DETAIL



NOTES:

- SIZE TO BE 3/16" x 3-1/2"
- COLOR TO BE BLACK DURAFLEX - ELECTROSTATICALLY APPLIED BAKED ON PAINT.
- 16' SECTIONS TO INCLUDE (5) 12" ALUMINUM STAKES.
- COMPACT GRADES ADJACENT TO EDGING TO AVOID SETTLING. FINISH GRADES TO BE 1/2" BELOW TOP OF EDGING.
- FORM A SMOOTH, CONTINUOUS RADIUS WITH HEADER AS SHOWN ON PLAN.

D STEEL EDGING DETAIL



E 6" BOARD ON BOARD WITH CAP DETAIL



Know what's below. Call before you dig.
 (@ least 48 hours prior to digging)
BENCHMARKS

SOURCE BM:	ELEV.=
CITY OF ARLINGTON MONUMENT AR-71	ELEV.=628.87'
SITE BM #1: X-CUT SET ON CURB N:6940066.028 E:2363926.894	ELEV.=595.65'


CONTRACTOR AND ALL SUBCONTRACTORS, TRADES, INSTALLERS, AND SUPPLIERS ("CONSTRUCTION PARTICIPANTS") SHALL CONSIDER ALL INFORMATION ON ANY SHEET IN THIS PLAN SET TO BE INTEGRAL AND PERTINENT TO ALL OTHER SHEETS IN THIS PLAN SET. CONTRACTOR SHALL DISTRIBUTE THE PLAN SET IN ITS ENTIRETY TO ALL CONSTRUCTION PARTICIPANTS. CONTRACTOR SHALL ENSURE THAT ALL CONSTRUCTION PARTICIPANTS THOROUGHLY REVIEW ALL SHEETS IN THE PLAN SET AND CONTRACTOR SHALL ENSURE THAT THE COMPLETE COLLECTIVE DESIGN OF THE PLAN SET IS INCORPORATED INTO ALL CONSTRUCTION AND INSTALLATION.

DALWORTHINGTON GARDENS MEDICAL OFFICE
 2800 BLOCK BOWEN ROAD
 CITY OF DALWORTHINGTON GARDENS, TEXAS
 LANDSCAPE NOTES AND DETAILS

No.	Date	Revision Description



SHEET NUMBER
L-2.1



243272

**EIDSON
MEDICAL
PLAZA**

2500 CALIFORNIA LANE
LOT 4R-1 BLOCK 4
DALWORTHINGTON GARDENS
CITY OF DWG., TEXAS
TARRANT COUNTY

DATE: 11-21-24 PD1
11-25-24 PD2
4-9-26 FOR PD

SHEET Title:

**COLOR
ELEVATIONS**
SCALE: 1/8" = 10"

**NO. 10
DESIGN
GROUP**
214 N. WALNUT CREEK DR. MANSFIELD TEXAS 76063
817.477.1324 METRO 817.477.3553 FAX
ARCHITECTS

© COPYRIGHT 2026 NO. 10 DESIGN GROUP

SHEET No.:

A2-1



WEST ELEVATION
1/8" = 1'-0"



STONE BRICK STUCCO HARDI-SIDING

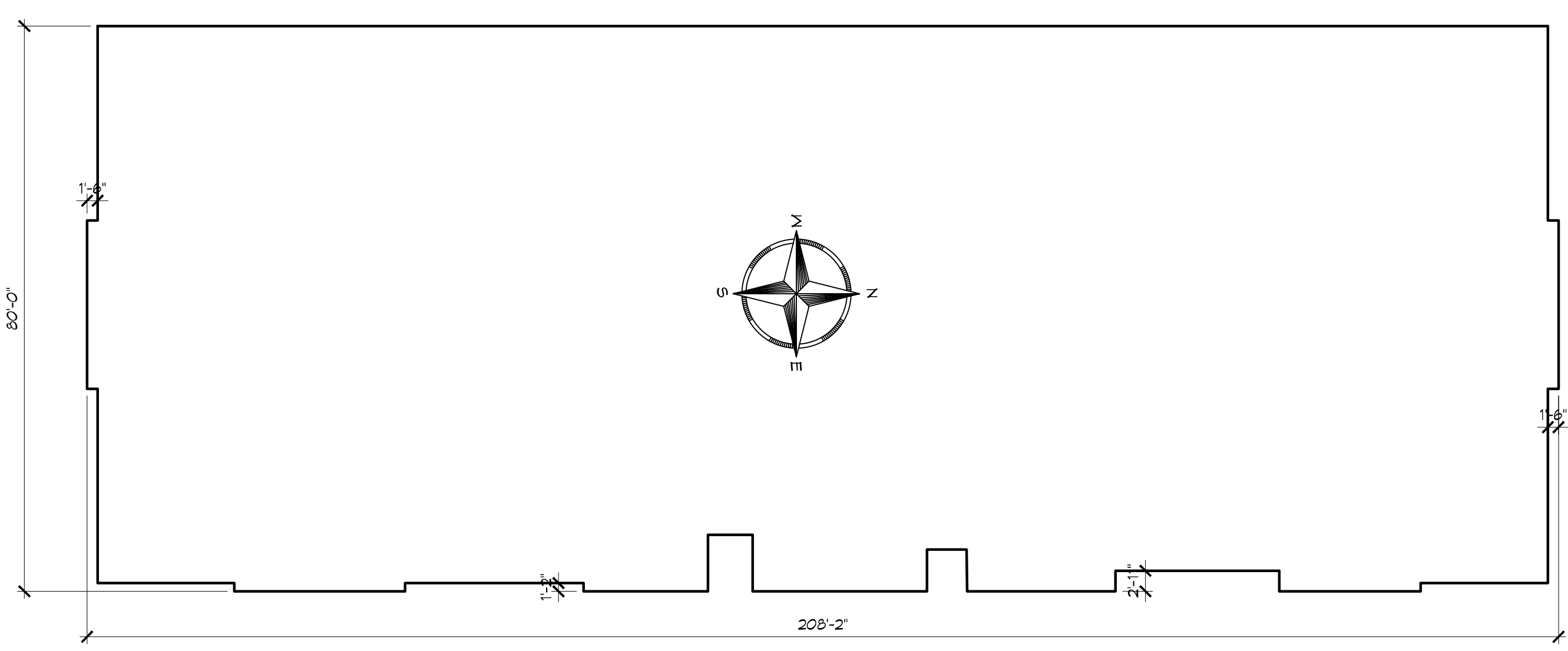
MATERIALS LEGEND
NTS



SOUTH ELEVATION
1/8" = 1'-0"



NORTH ELEVATION
1/8" = 1'-0"



BUILDING FOOTPRINT
1/16" = 1'-0"



EAST ELEVATION
1/8" = 1'-0"



April 21, 2026

Sandra Ma
City Secretary
City of Dalworthington Gardens
2600 Roosevelt Drive
Dalworthington Gardens, TX 76016

RE: First Final Plan Submittal Review
2500 California Ln
KHA No. 068302511

Dear Sandra:

We have completed our review of the first submittal of the Final Plan for the above referenced project.

We offer the following comments which are based on the requirements outlined in the City of Dalworthington Gardens Code of Ordinances:

- 1) Include proposed improvements for lot 4R-2 on this final plan and in the preliminary engineering plans.
- 2) Off-street loading spaces or truck berths are required. None are currently being shown. This discussed when the Concept Plan was taken to P&Z and Council and tabled by Council for discussion during the Final Plan review. The previous request from the applicant was as follows: [We request a variance from this requirement be included as part of the Planned Development.](#)
- 3) Screening is required along the entire property line when the adjacent zoning is single-family. Extend the screening device to the right-of-way/property line. This, along with the screening type, was discussed when the Concept Plan was taken to P&Z and Council and tabled by Council for discussion during the Final Plan review. The previous request from the applicant was as follows: [We would like to discuss the extension of the screening device at the P&Z meeting as it's common to stop screening devices at building lines or landscape buffers. In addition to permitting a more open view down the street, it also reduces the likelihood of reducing visibility for drivers exiting the site at the northern and southernmost driveways.](#)
- 4) As applicable, add labels to specify any area that is being designated as open space.
- 5) A mutual access easement will be required on Lot 4R-1 so that Lot 4R-2 can have 2 points of access.
- 6) Show sight visibility triangles with minimum lengths of 25'.
- 7) Revise curb radii at the connections to the public streets to be 30'. Ensure the end of the curb return does not extend past the projection of the property line.
- 8) Consider the 2' of vehicle overhang from the face of curb of all parking stalls. End-to-end parking stalls, such as the stalls on the shared lot line, shall be 20' long with wheel stops installed 18' from the bottom of the parking stall. Also, we recommend that you verify ADA path requirements are being met and that egress doors are able to operate when vehicle overhang is considered.

- 9) All parking stalls with wheel stops should measure 18' from the bottom of the parking stall to the face of the wheel stop.
- 10) There shall be provided within 30 feet of the entrance to every building, one permanently marked area not less than 30 feet in length and marked "Emergency vehicles only."
- 11) A portion of the proposed sanitary sewer line will be considered public as it will be constructed on Lot 4R-1 but will be used to serve Lot 4R-2. Show a proposed easement to contain this portion of the sanitary sewer line.
- 12) Label the maximum allowable discharge rate from the proposed detention pond on the proposed drainage area map.
- 13) Show the full extents of the proposed storm infrastructure.
- 14) Specify the maximum percentage of site coverage in the site data tables. Value shall not be above 70%.
- 15) Specify the percentage of impervious coverage on the site data tables.
- 16) Specify the number of required parking stalls on the Phase 2 site data table.
- 17) Provide a plan, that includes elevation drawings, showing location, size, height, orientation, and design of all signs.
- 18) In the Phase 1 Development Schedule, provide the estimated date when construction in the plan area shall commence and list any common open space areas that will be constructed with this phase.
- 19) In the Phase 2 Development Schedule, provide the estimated dates when construction in the plan area shall commence and shall be completed, and list any common open space areas that will be constructed with this phase.
- 20) Add a note stating that the final plan was completed in accordance with the provisions of the applicable plan approval district zoning.

Modifications to the documents may result in additional comments not noted in this letter. Approval of this final plan does not constitute site plan approval. A detailed review of the roadway, water, sewer, and drainage facilities will be completed at time of construction drawing submittal.

Sincerely,
KIMLEY-HORN AND ASSOCIATES, INC.



Brandon Bell, P.E.

COMMERCIAL RECORDER PROOF

EMAIL ADDRESS: recorder@flash.net

Deadline for submitting legal notices is 11:00 (am) the business day before

PUBLIC NOTICE

PUBLIC NOTICE

PUBLIC NOTICE

PUBLIC NOTICE

PUBLIC NOTICE

PUBLIC NOTICE

PUBLIC NOTICE

PUBLIC NOTICE

1
2
3
4
5
6
7
8
9
10
11
12
13
14
15
16
17
18
19
20
21
22
23
24
25
26
27
28
29
30
31
32
33
34
35
36
37
38
39
40
41
42
43
44
45
46
47
48
49
50

Public Hearing Notices

Notice is hereby given that the City of Dalworthington Gardens Planning and Zoning Commission will hold a public hearing on May 7, 2026 at 6:00 p.m. and the Dalworthington Gardens City Council will hold a public hearing on May 21, 2026 at 7:00 p.m., both to be held in the City Hall Council Chambers, 2600 Roosevelt Drive, Dalworthington Gardens, Texas to consider the following:

* Application by Thomas Eric and Leanora Eidson for a preliminary plat accordance with Subdivision Regulations Ordinance section 10.02.091, Lot 4R-1 and Lot 4R-2, Block A, 4.942 acres in the Leonard Randal Survey, Abstract Number 1311 in Dalworthington Gardens, Tarrant County, Texas and locally known as 2800 S. Bowen Road.

4-22

City Council

Staff Agenda Report

Agenda Item: 9b.

Agenda Subject: Discussion and possible action on an application received from Thomas Eric Eidson and Leanora Eidson for Preliminary Plat for property located at 2800 block of South Bowen Road in accordance with Subdivision Regulation Ordinance Section 10.02.091

Meeting Date: May 21, 2026	Financial Considerations: Budgeted: <input type="checkbox"/> Yes <input type="checkbox"/> No <input checked="" type="checkbox"/> N/A	Strategic Vision Pillar: <input type="checkbox"/> Financial Stability <input checked="" type="checkbox"/> Appearance of City <input type="checkbox"/> Operations Excellence <input type="checkbox"/> Infrastructure Improvements/Upgrade <input type="checkbox"/> Building Positive Image <input checked="" type="checkbox"/> Economic Development <input type="checkbox"/> Educational Excellence
--	--	--

Background Information:

The applicant has submitted a preliminary plat for the purpose of developing the property located at 2800 S. Bowen Road on April 10, 2026. The preliminary plat establishes the proposed layout of lots, streets, and infrastructure necessary to support the development.

In accordance with City Ordinance section 10.02.091 preliminary plat, the application was forwarded to the city engineer for review. On April 21, 2026, City Engineer completed the first preliminary plat review with comments.

On April 29, 2026, city staff received a written notice from applicant asking for an extension based on the discussion and next steps identified, additional time is needed to address the items prior to resubmittal.

At the Planning and Zoning Meeting on May 7, 2026 this topic was continued to the next planning and zoning meeting scheduled June 4, 2026 at 6:00 p.m.

Recommended Action/Motion:

Continue agenda topic to the following Council Meeting June 18, 2026 at 7:00 p.m.

Attachments:

- Application
- First Preliminary Plat Submittal Review
- Publication of Meeting



PLAT Application

CITY OF DALWORTHINGTON GARDENS

2600 Roosevelt
TEL. 817-274-7368 FAX 817-265-4401
www.cityofdwwg.net

Replat Amending Plat Preliminary Plat Final Plat

Applicant's Name: THOMAS ERIC EIDSON AND LEANORA EIDSON

Address: 2911 OAK TRAIL COURT, ARLINGTON, TEXAS 76016

Applicant Contact Number: 817-480-3714

Applicant Email: leanoraeidson@gmail.com

Surveyor: MARK PEACE BANNISTER ENGINEERING, LLC


Address: 240 N. MITCHELL ROAD, MANSFIELD, TEXAS 76063

I have purchased or have access to the City of Dalworthington Gardens Subdivision Ordinance which specifies requirements for plat submissions.

Yes No

The attached submission complies with all applicable requirements of the City Subdivision Ordinance.

Yes No


Signature - Owner

3-4-26
Date

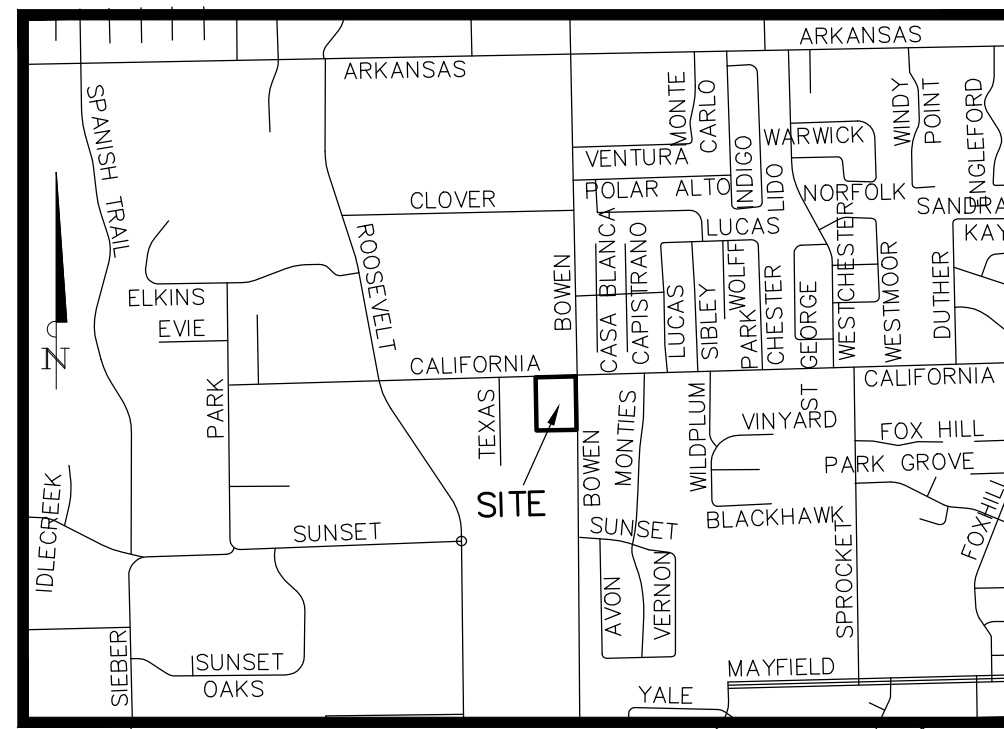
For Office Use Only

Fee: _____ Date Paid: _____ Receipt # _____

P & Z Scheduled _____ Public Hearing Published: _____

Council Scheduled: _____ Public Hearing Published: _____

Pro-Rata Paid: \$ _____ Date: _____



VICINITY MAP
NOT TO SCALE
DALWORTHINGTON GARDENS, TEXAS

GENERAL NOTES:

- All bearings shown herein are based upon the Texas State Plane Coordinate System, NAD83 (2011), Texas North Central Zone (4202). All distances shown herein are surface distances.
 - This plat does not alter or remove deed restrictions, if any, on this property.
 - This property may be subject to charges related to impact fees, and the applicant should contact the City regarding any applicable fees due.
 - According to surveyor's interpretation of information shown on the National Flood Insurance Program (NFIP) "Flood Insurance Rate Map" (FIRM), Community Panel No. 48439C0335K, dated September 25, 2009. The property appears to lie within Zone "X" and the entire property lies within a "Areas determined to be outside the 0.2% annual chance floodplain" zone as defined by the U.S. Department of Housing and Urban Development, Federal Insurance Administration, or the Federal Emergency Management Agency.
- The above referenced "FIRM" map is for use in administering the "NFIP"; it does not necessarily show all areas subject to flooding, particularly from local sources of small size, which could be flooded by severe, concentrated rainfall coupled with inadequate local drainage systems. There may be other streams, creeks, low areas, drainage systems or other surface or subsurface conditions existing on or near the subject property which are not studied or addressed as a part of the "NFIP".
- All lot corners (Original Monumentation) shall be iron rods set (IRS) are 5/8-inch with a red plastic cap stamped "BANNISTER ENGINEERING FIRM-10193823".
 - SOURCE BENCHMARK:** City of Arlington Monument AR-71, Elevation = 628.87'

SURVEYOR'S STATEMENT:

I, Gregory Mark Peace, a Registered Professional Land Surveyor, licensed by the State of Texas, affirm that this plat was prepared under my direct supervision, from recorded documentation, evidence collected on the ground during field operations and other reliable documentation; and that this plat substantially complies with the rules and regulations of the Texas Board of Professional Engineers and Land Surveyors, and Texas Government Code, Chapter 212.

Dated this the _____ day of _____, 2026.

PRELIMINARY,

THIS DOCUMENT SHALL NOT BE RECORDED FOR ANY PURPOSE AND SHALL NOT BE USED OR VIEWED OR RELIED UPON AS A FINAL SURVEY DOCUMENT AND THIS DOCUMENT IS FOR REVIEW PURPOSES ONLY.

Gregory Mark Peace
Registered Professional Land Surveyor
Texas Registration No. 6608

STATE OF TEXAS §
COUNTY OF TARRANT §

BEFORE ME, the undersigned authority, a Notary Public in and for said county and state, on this day personally appeared **Gregory Mark Peace**, known to me to be the person whose name is subscribed to the foregoing instrument and acknowledged to me that he executed the same for the purpose and consideration therein expressed.

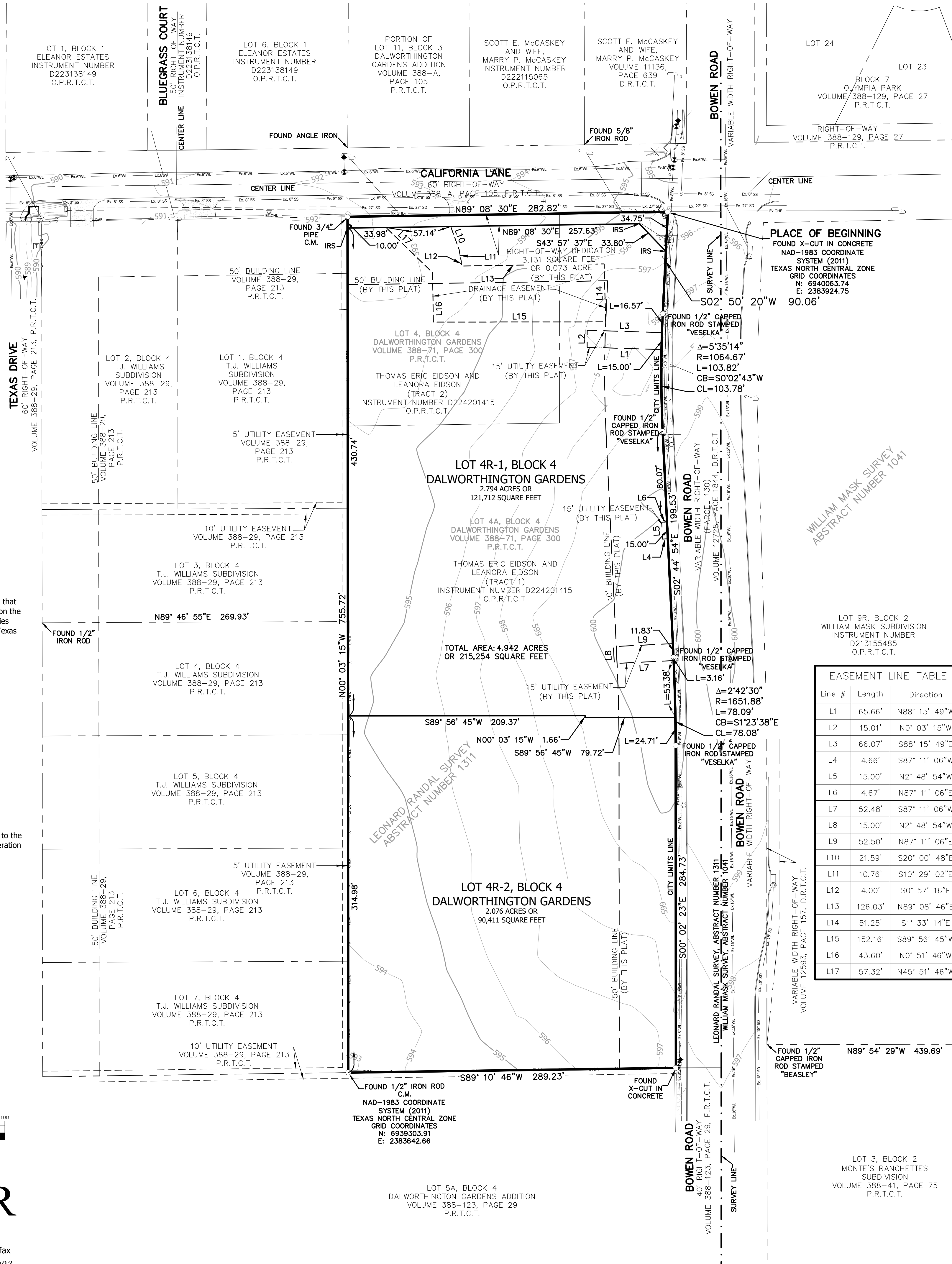
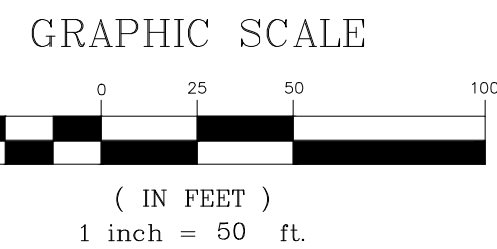
GIVEN UNDER MY HAND AND SEAL OF OFFICE

THIS _____ DAY OF _____, 2026.

NOTARY PUBLIC in and for the STATE OF TEXAS

LEGEND

- N NORTH
- S SOUTH
- E EAST
- W WEST
- ° DEGREES
- ' MINUTES/FEET
- " SECONDS/INCHES
- O.P.R.T.C.T. OFFICIAL PUBLIC RECORDS TARRANT COUNTY, TEXAS
- D.R.T.C.T. DEED RECORDS TARRANT COUNTY, TEXAS
- P.R.T.C.T. PLAT RECORDS TARRANT COUNTY, TEXAS
- C.M. CONTROLLING MONUMENT



OWNER'S CERTIFICATE:

STATE OF TEXAS §
COUNTY OF TARRANT §

WHEREAS, **Thomas Eric Eidson and Leanora Eidson** are the owners of a 4.942 acres (215,254 square feet) tract of land situated in the Leonard Randal Survey, Abstract Number 1311, City of Dalworthington Gardens, Tarrant County, Texas; said tract being all of Lot 4, Block 4, Dalworthington Gardens (hereinafter referred to as Lot 4), an addition to the City of Dalworthington Gardens, Tarrant County, Texas, according to the plat thereof recorded in Volume 388-71, Page 300, Plat Records, Tarrant County, Texas (P.R.T.C.T.) and being a portion of Lot 4A, Block 4, an addition to the City of Dalworthington Gardens (hereinafter referred to as Lot 4A), Tarrant County, Texas, according to the plat thereof recorded in Volume 388-71, Page 300, P.R.T.C.T., and being all of that certain tract of land described in a General Warranty Deed with Vendor's Lien to Thomas Eric Eidson and Leanora Eidson, as recorded in Instrument Number D224201415, Official Public Records, Tarrant County, Texas (O.P.R.T.C.T.); said 4.942 acres (215,254 square feet) being more particularly described, by metes and bounds, as follows:

BEGINNING at an "X" cut found in concrete pavement at the intersection of the south right-of-way line of California Lane (60' right-of-way), as recorded in Volume 388-A, Page 105, P.R.T.C.T. and the west right-of-way line of Bowen Road (variable width right-of-way), as recorded in Volume 12728, Page 1844, Deed Records, Tarrant County, Texas;

THENCE South 02 degrees 50 minutes 20 seconds West with said west right-of-way line of Bowen Road, a distance of 90.06 feet to a 1/2 inch iron rod with plastic cap stamped "VESELKA" found for corner, same being the beginning of a curve to the left, whose long chord bears South 00 degrees 02 minutes 43 seconds West, a distance of 103.78 feet;

THENCE southerly, continuing with said west right-of-way line of Bowen Road, and said curve to the left having a radius of 1064.67 feet, through a central angle of 05 degrees 35 minutes 14 seconds, for an arc distance of 103.82 feet to a 1/2 inch iron rod with plastic cap stamped "VESELKA" found for corner;

THENCE South 02 degrees 44 minutes 54 seconds East, continuing with said west right-of-way line of Bowen Road, a distance of 199.53 feet to a 1/2 inch iron rod with plastic cap stamped "VESELKA" found for corner, same being the beginning of a curve to the right, whose long chord bears South 01 degree 23 minutes 38 seconds East, a distance of 78.08 feet;

THENCE southerly, continuing with said west right-of-way line of Bowen Road, and said curve to the right having a radius of 1651.88 feet, through a central angle of 02 degrees 42 minutes 30 seconds, for an arc distance of 78.09 feet to a 1/2 inch iron rod with plastic cap stamped "VESELKA" found for corner;

THENCE South 00 degrees 02 minutes 23 seconds East, continuing with said west right-of-way line of Bowen Road, a distance of 284.73 feet to an "X" cut found in concrete pavement in the south line of said Lot 4A, same being the northeast corner of that certain tract of land described as Lot 5A, Block 4, Dalworthington Gardens Addition, an addition to the City of Dalworthington Gardens, Tarrant County, Texas, according to the plat recorded in Volume 388-123, Page 29, P.R.T.C.T.;

THENCE South 89 degrees 10 minutes 46 seconds West, departing said west right-of-way line of Bowen Road, with the common line between said Lot 4A and said Lot 5A, a distance of 289.23 feet to a 1/2 inch iron rod found for the southwest corner of said Lot 4A, same being the southeast corner of that certain tract of land described as Lot 7, Block 4, T. J. Williams Subdivision, an addition to the City of Dalworthington Gardens, Tarrant County, Texas, according to the plat recorded in Volume 388-29, Page 213, P.R.T.C.T.;

THENCE North 00 degrees 03 minutes 15 seconds West, departing the north line of said Lot 5A, with the common line between said Lot 4 and said T. J. Williams Subdivision, a distance of 755.72 feet to a 3/4 inch pipe found, same being said south right-of-way line of California Lane, same being the northwest corner of said Lot 4, and also the northeast corner of said T. J. Williams Subdivision;

THENCE North 89 degrees 08 minutes 30 seconds East with the common line between said Lot 4 and said Lot 4A and said south right-of-way line of California Lane, a distance of 282.82 feet to the **PLACE OF BEGINNING**, and containing a calculated area of 4.942 acres (215,254 square feet) of land.

OWNER'S DEDICATION:

NOW THEREFORE, KNOW ALL MEN BY THESE PRESENTS:

That, **Thomas Eric Eidson and Leanora Eidson**, do hereby adopt this plat, designating the herein described property as **DALWORTHINGTON GARDENS**, an addition to the City of Dalworthington Gardens, Tarrant County, Texas, and do hereby dedicate to the public's use forever, the streets and easements shown hereon to the public's use unless otherwise noted.

WITNESS UNDER MY HAND THIS THE _____ DAY OF _____, 2026.

By: _____
Name: **Thomas Eric Eidson**

By: _____
Name: **Leanora Eidson**

STATE OF TEXAS §
COUNTY OF TARRANT §

BEFORE ME, the undersigned authority, a Notary Public in and for said county and state, on this day personally appeared **Thomas Eric Eidson**, known to me to be the person whose name is subscribed to the foregoing instrument and acknowledged to me that he executed the same for the purpose and consideration thereof expressed.

GIVEN UNDER MY HAND AND SEAL OF OFFICE
THIS _____ DAY OF _____, 2026.

NOTARY PUBLIC in and for the STATE OF TEXAS

STATE OF TEXAS §
COUNTY OF TARRANT §

BEFORE ME, the undersigned authority, a Notary Public in and for said county and state, on this day personally appeared **Leanora Eidson**, known to me to be the person whose name is subscribed to the foregoing instrument and acknowledged to me that she executed the same for the purpose and consideration thereof expressed.

GIVEN UNDER MY HAND AND SEAL OF OFFICE
THIS _____ DAY OF _____, 2026.

NOTARY PUBLIC in and for the STATE OF TEXAS

Line #	Length	Direction
L1	65.66'	N88° 15' 49"W
L2	15.01'	N0° 03' 15"W
L3	66.07'	S88° 15' 49"E
L4	4.66'	S87° 11' 06"W
L5	15.00'	N2° 48' 54"W
L6	4.67'	N87° 11' 06"E
L7	52.48'	S87° 11' 06"W
L8	15.00'	N2° 48' 54"W
L9	52.50'	N87° 11' 06"E
L10	21.59'	S20° 00' 48"E
L11	10.76'	S10° 29' 02"E
L12	4.00'	S0° 57' 16"E
L13	126.03'	N89° 08' 46"E
L14	51.25'	S1° 33' 14"E
L15	152.16'	S89° 56' 45"W
L16	43.60'	N0° 51' 46"W
L17	57.32'	N45° 51' 46"W

PRELIMINARY PLAT

DALWORTHINGTON GARDENS
LOT 4R-1 AND LOT 4R-2, BLOCK 4

Being a Replat of Lot 4, Block 4, Dalworthington Gardens, as recorded in Volume 388-29, Page 214, Plat Records, Tarrant County, Texas, and Being 4.942 acres out of the Leonard Randal Survey, Abstract Number 1311 City of Dalworthington Gardens, Tarrant County, Texas

1 Commercial Lot
Preparation Date: April 2026
SHEET 1 OF 1

ENGINEER / SURVEYOR:
BANNISTER ENGINEERING, LLC
240 NORTH MITCHELL ROAD
MANSFIELD, TEXAS 76063
CONTACT: MARK PEACE, RPLS
PHONE: 817-842-2094
mpeace@bannistereng.com

OWNER / DEVELOPER:
THOMAS ERIC EIDSON AND
LEANORA EIDSON
2911 OAK TRAIL COURT
ARLINGTON, TEXAS 76016
PHONE: 817-480-3714



April 21, 2026

Sandra Ma
City Secretary
City of Dalworthington Gardens
2600 Roosevelt Drive
Dalworthington Gardens, TX 76016

RE: First Preliminary Plat Submittal Review
2500 California Ln
KHA No. 068302511

Dear Sandra:

We have completed our review of the first submittal of the Preliminary Plat for the above referenced project.

We offer the following comments which are based on the requirements outlined in the City of Dalworthington Gardens Code of Ordinances:

Preliminary Plat:

- 1) Show all proposed easements for Lot 4R-2.
- 2) In the title block in the lower right-hand corner, make the following updates:
 - a. Revise the block designation to 4 instead of A.
 - b. Specify that this is a replat of lots 4 and 4A.
 - c. Update the volume and page number to match the rest of the plat.
 - d. Revise the number of commercial lots to 2.
- 3) Label the gross and net acreages for each lot based on right of way dedications.
- 4) Show and label any areas being designated as open space.
- 5) A mutual access easement will be required on Lot 4R-1 so that Lot 4R-2 can have 2 points of access.
- 6) A portion of the proposed sanitary sewer line will be considered public as it will be constructed on Lot 4R-1 but will be used to serve Lot 4R-2. Show a proposed easement to contain this portion of the sanitary sewer line.
- 7) Show and label all setbacks, building and landscape.
- 8) Show sight visibility triangles with minimum lengths of 25'.

Preliminary Engineering Plans:

- 1) Provide preliminary engineering plans for lot 4R-2.
- 2) Off-street loading spaces or truck berths are required. None are currently being shown. This discussed when the Concept Plan was taken to P&Z and Council and tabled by Council for discussion during the Final Plan review. The previous request from the applicant was as follows: [We request a variance from this requirement be included as part of the Planned](#)

Development.

- 3) Screening is required along the entire property line when the adjacent zoning is single-family. Extend the screening device to the right-of-way/property line. This, along with the screening type, was discussed when the Concept Plan was taken to P&Z and Council and tabled by Council for discussion during the Final Plan review. The previous request from the applicant was as follows: *We would like to discuss the extension of the screening device at the P&Z meeting as it's common to stop screening devices at building lines or landscape buffers. In addition to permitting a more open view down the street, it also reduces the likelihood of reducing visibility for drivers exiting the site at the northern and southernmost driveways.*
- 4) Revise curb radii at the connections to the public streets to be 30'. Ensure the end of the curb return does not extend past the projection of the property line.
- 5) Consider the 2' of vehicle overhang from the face of curb of all parking stalls. End-to-end parking stalls, such as the stalls on the shared lot line, shall be 20' long with wheel stops installed 18' from the bottom of the parking stall. Also, we recommend that you verify ADA path requirements are being met and that egress doors are able to operate when vehicle overhang is considered.
- 6) All parking stalls with wheel stops should measure 18' from the bottom of the parking stall to the face of the wheel stop.
- 7) There shall be provided within 30 feet of the entrance to every building, one permanently marked area not less than 30 feet in length and marked "Emergency vehicles only."
- 8) Label the maximum allowable discharge rate from the proposed detention pond on the proposed drainage area map.
- 9) Show the full extents of the proposed storm infrastructure.

Modifications to the documents may result in additional comments not noted in this letter. A detailed review of the roadway, water, sewer, and drainage facilities will be completed at time of construction drawing submittal.

Sincerely,
KIMLEY-HORN AND ASSOCIATES, INC.



Brandon Bell, P.E.

COMMERCIAL RECORDER PROOF

EMAIL ADDRESS: recorder@flash.net

Deadline for submitting legal notices is 11:00 (am) the business day before

PUBLIC NOTICE

PUBLIC NOTICE

PUBLIC NOTICE

PUBLIC NOTICE

PUBLIC NOTICE

PUBLIC NOTICE

PUBLIC NOTICE

PUBLIC NOTICE

- 1
- 2
- 3
- 4
- 5
- 6
- 7
- 8
- 9
- 10
- 11
- 12
- 13
- 14
- 15
- 16
- 17
- 18
- 19
- 20
- 21
- 22
- 23
- 24
- 25
- 26
- 27
- 28
- 29
- 30
- 31
- 32
- 33
- 34
- 35
- 36
- 37
- 38
- 39
- 40
- 41
- 42
- 43
- 44
- 45
- 46
- 47
- 48
- 49
- 50

Public Hearing Notices

Notice is hereby given that the City of Dalworthington Gardens Planning and Zoning Commission will hold a public hearing on May 7, 2026 at 6:00 p.m. and the Dalworthington Gardens City Council will hold a public hearing on May 21, 2026 at 7:00 p.m., both to be held in the City Hall Council Chambers, 2600 Roosevelt Drive, Dalworthington Gardens, Texas to consider the following:

* Application by Thomas Eric and Leanora Eidson for a preliminary plat accordance with Subdivision Regulations Ordinance section 10.02.091, Lot 4R-1 and Lot 4R-2, Block A, 4.942 acres in the Leonard Randal Survey, Abstract Number 1311 in Dalworthington Gardens, Tarrant County, Texas and locally known as 2800 S. Bowen Road.

4-22

City Council

Staff Agenda Report

Agenda Item: 9c.

Agenda Subject: Discussion and possible action on an application received from James F. McAndrew Mid-Cities Motors to rezone property located at 2706 W. Pioneer Parkway, Dalworthington Gardens, Texas 76016 from current zoning B3 to LI.

Meeting Date:	Financial Considerations:	Strategic Vision Pillar:
May 21, 2026	Budgeted: <input type="checkbox"/> Yes <input type="checkbox"/> No <input checked="" type="checkbox"/> N/A	<input type="checkbox"/> Financial Stability <input checked="" type="checkbox"/> Appearance of City <input type="checkbox"/> Operations Excellence <input type="checkbox"/> Infrastructure Improvements/Upgrade <input checked="" type="checkbox"/> Building Positive Image <input checked="" type="checkbox"/> Economic Development <input type="checkbox"/> Educational Excellence

Background Information:

The City has received a zoning change application from James F. McAndrew, representing Mid Cities Motors, for the above-referenced property. The property is currently zoned B-3, which allows for general commercial uses. The applicant is requesting a change to LI zoning to allow for uses consistent with light industrial operations.

The City has provided notice to all property owners within 200 feet, including information on how to submit public comments for both the Planning and Zoning Commission meeting held on May 7, 2026, at 6:00 p.m., and the City Council meeting scheduled for May 21, 2026, at 7:00 p.m. Notice of the meetings was also published in the *Commercial Recorder*.

As of the date of this report, four (4) responses have been received in favor of the request, with no objections from adjacent property owners. Letters of support were submitted by James F. McAndrew, Kelly McAndrew, Michael McAndrew, and Mark Turner.

At the Planning and Zoning Commission meeting, the Commission voted to table the item and continue the meeting to June 4, 2026, at 6:00 p.m.

Recommended Action/Motion:

Continue item to the next council meeting June 18, 2026 at 7:00 p.m.

Attachments:

- Application with presentation
- Zoning B1, B2, B3, LI allowed uses
- Special Exceptions
- Future Land Use Map from Comprehensive Plan
- Zoning Map



Zone Change Application

1500 + 71 = \$1571

= 1.42 acres x 50 = 71


General Information	
<ul style="list-style-type: none"> • Prior to the submittal of an application, the applicant is encouraged to schedule a pre-application conference with City Staff. • This application will not be scheduled for hearing until reviewed by the Director of Community Development or designee. • Incomplete applications will not be reviewed. • The application fee is \$1,500.00 plus \$50.00/acre if not SF zoned. 	
Applicant Information	
<input checked="" type="checkbox"/> Property Owner <input type="checkbox"/> Authorized Representative (Notarized affidavit required including signature of legal owner(s))	
Name: JAMES F McANDREW MID CITY McANDREW MOTORS	Phone Number: 817-832-0296
Mailing Address: 2820 W PIONEER PKWY DWG TX 76013	Email Address: JIMC@McANDREWMOTORS.COM
Subject Property Address and/or Location (Use attachment, if necessary): 2706 W PIONEER PKWY DWG TX 76013	
Legal Description (Use attachment, if necessary):	
Existing Use of Property: RENTAL PROPERTY TO TENANT HORIZON PLUMBING. THEY ARE MOVING OUT JUNE 1ST. MOVING PLUMBING COMPANY TO NEW LOCATION.	
Proposed Use of Property: EXPAND MID CITY McANDREW MOTORS TO A FULL SERVICE DEALERSHIP OPEN TO PUBLIC FOR SERVICES AND SALES	
Current Zoning: B3	Comprehensive Plan Designation:
Proposed Zoning: L1	
Important Information Regarding Zone Change Requests	
<ol style="list-style-type: none"> 1. An application for a zone change on a property may only be made by the owner of that property and/or an authorized representative of the property owner. An authorized representative shall present a notarized affidavit from the property owner. If the subject property is owned by the City of Dalworthington Gardens, the City Administrator or designee may apply for the zone change on behalf of the City. 2. No application will be processed if a zoning violation exists on the property, unless such processing is authorized by City Council. Use of the subject property for any new activity not allowed by present zoning cannot occur before City Council's final approval of the requested zone change. Any such unauthorized use of the subject property is subject to prosecution in Municipal Court. (continued) 	

Zone Change Application (cont.)

3. If approved, a zone change is applied to the property, not the property owner.
4. The Planning & Zoning Commission makes recommendations to City Council. If the Planning & Zoning Commission recommends approval of a zone change request, the case must still go before City Council for final action.
5. Certain minimum building setbacks from some or all property lines must be maintained, and room for a minimum number of parking spaces must be reserved on a subject property, based on that property's zoning classification and the nature of its proposed use. A privacy fence may also be required between residential and non-residential zoning districts. These requirements are outlined in the City of Dalworthington Garden's Ordinances. It is the applicant's benefit to ensure that any proposed development will fit onto the subject property, in compliance with these and other applicable requirements of the City's Code of Ordinances.
6. The City is required to mail letters to owners of property within 200 feet of the subject property of the zone change request.
7. The applicant or an authorized representative should attend public hearings pertaining to the request and be prepared to present the case and answer any relevant questions from the Planning & Zoning Commission and City Council members.

I hereby certify that I am the owner or duly authorized agent of the owner for the purposes of this application. I further certify that I have read and examined this application and know the same to be true and correct. If any of the information provided on this application is incorrect, the permit or approval may be revoked.

Signature: _____



Date: _____

3/24/26

OFFICE USE ONLY

Case Number:

Date of Application:

3/24/26

Date Paid:

\$1571.00

Affidavit attached?: Yes

No

P&Z Meeting
Date:

5/7/26.

PIONEER PKWY

W Pioneer Pkwy

303

W High

414639

(2 of 6)

Data: MCANDREW JAMES F

TaxYear	2026
Account	41323319
GISLink	42084-1-1R
Owner	MCANDREW JAMES F
Situs Address	2706 W PIONEER PKWY
State Code	WHFlex
Legal Description	THWEATT ADDITION Block 1 Lot 1R
Year Built	1984
Living Area	0
Building Area	12,800
LandSQFT	62,291
Deeded Acres	1.42

41323319

210376

00633283

[Zoom to](#)



PRESENTED BY: MICHAEL MCANDREW

05\07\2026

MCANDREW EXPANSION PROPOSAL



2706 WEST PIONEER PKWY, ARLINGTON, TX 76013

INTRODUCTION



**WE WILL BE A CASE STUDY FOR WHAT IT LOOKS LIKE TO HAVE
JESUS AT THE CENTER OF A BUSINESS.**

I WANT TO CREATE A DEALERSHIP THAT IS A DESTINATION FOR PEOPLE. A DESTINATION THAT BRINGS PEOPLE TO THIS CITY. NOT JUST TO BUY THEIR VEHICLES. BUT MONTHLY OR QUARTERLY TO SERVICE THEIR VEHICLES. AND POSSIBLY DAILY FOR COFFEE.

RESULTS OF THE EXPANSION

TOTAL ANNUAL REVENUE:

\$9.6M

10,000 CENTRAL ALPS CUSTOMER ANNUALLY

\$4.5M

12,000 SERVICE VISITS ANNUALLY

\$864K

24,000 COFFEE SHOP VISITORS ANNUALLY

TAX REVENUE:

\$396K

10,000 CENTRAL ALPS CUSTOMER ANNUALLY

\$206K

12,000 SERVICE VISITS ANNUALLY

\$71K

24,000 COFFEE SHOP VISITORS ANNUALLY

TOTAL ANNUAL SALES TAX REVENUE: \$673,280

TOTAL GENERATED FOR THE CITY:

 **3,850**

MONTHLY VISITORS

2,000 COFEE SHOP

1,000 SERVICE VISITORS

500 CENTRAL ALPS

350 MM RETAIL SALES

 **28**

JOBS CREATED

- 8 SERVICE TECHS
- 4 CENTRAL ALPS TECHS
- 5 SALES PEOPLE
- 2 OFFICE STAFF
- 4 SERVICE ADVISORS
- 3 BARISTAS
- 2 DETAILERS

 **50M-100M**

SOCIAL MEDIA IMPRESSIONS

- MCANDREW MOTORS
- CENTRAL ALPS
- SURF BOAT DEALER

VISION

WE ARE CREATING A REASON FOR PEOPLE TO **BRING** THEIR VEHICLES TO DWG TO GET SERVICED. **WE ARE** CREATING AN OPPORTUNITY FOR PEOPLE TO DISCOVER THE CITY.

**WHAT DOES IT
VISUALLY LOOK LIKE?**

CURRENT SPACE



PROPOSED SPACE



McAndrew Motors

Certified Service

THE
COFFEE SHOP



McAndrew Motors

Certified Service

THE
COFFEE SHOP

INSIDE OF COOFFEE SHOP



McAndrew Motors

Certified Service

THE
COFFEE SHOP

CURRENT SPACE



PROPOSED SPACE





McAndrew Moto





OUTSIDE PLAYGROUND





McAndrew Motors

Certified Service



McAndrew Motors

Certified Service

Current Street View



Proposed Street View






CARL MOSER
VOL. 1273, PG. 48
D.R.T.C.T.



PROPOSED SITE PLAN

SCALE: 1" = 30'-0"





Dalworthington Gardens

THANK YOU



Prepared for:
Dalworthington
Gardens

Presented by:
MICHAEL MCANDREW

**DIVISION 6
Commercial and Industrial District Regulations**

§ 14.02.221. General provisions.

- (a) Table of standards. The following table of standards shall govern the height, area, yard and other special conditions of permitted nonresidential uses in the commercial and industrial districts.

TABLE 14.02.221				
Regulations	Districts			
	B-1	B-2	B-3	LI
HEIGHT (maximum in feet)	35	45	None	None
LOT				
Width (minimum in feet)	80	80	80	None
Coverage, building (maximum as % of lot area)	30	30	30	None
Coverage, impervious surface (maximum as % of lot area)	70	70	80	None
YARDS (minimum in feet)				
Front	25	20	20	20
Side – interior	20	None	None	None
Side - corner lot	25	20	20	10
Rear	15	10	10	None
Abutting residential district:				
One-story	20	20	20	10
Multi-story	20	20	20	20
	(subject to section 14.02.221(b)(2) and (b)(5))			
STORAGE				
Inside building	No storage of merchandise	Not more than 25% of the area of any occupancy or 1000 sq. ft. per occupancy (whichever is less); no storage of goods for off-premises sale	Permitted - not more than 75% of building area	Permitted
Outside	Not permitted	Not permitted	Auto-related uses	Screened
DISPLAY - outside	Not permitted	Not permitted	Behind required yard; per section 14.02.224(b)	Behind required yard

- (b) Special standards. The following standards shall be applicable in all of the commercial and industrial districts, unless otherwise herein limited.

- (1) No building shall hereafter be erected, reconstructed, altered or enlarged for residential use in any of the districts of this division, unless the same is located or to be located on a lot of record, a plat of which was recorded prior to November 12, 1973, and which is subject to restrictive covenants limiting the use thereof to

residential purposes.

- (2) For a multi-story structure on property adjacent to a residential district, the minimum yard abutting the residential district shall be increased five (5) feet for each story more than one.
- (3) Any development in the commercial and industrial districts of more than four (4) acres in gross land area shall be developed under the conditions of section 14.02.271 hereof.
- (4) The minimum yard requirements shall be subject to the minimum building separations provided in article 5.02, the fire prevention code of the city. In the event of conflict between the two, the more restrictive provision shall control.
- (5) (A) In the zoning districts in which the sale of alcoholic beverages is otherwise permitted under the terms of this division, the sale of alcoholic beverages is prohibited by a dealer whose place of business is within:
 - (i) 300 feet of a church, public or private school, or public hospital;
 - (ii) 1,000 feet of a public school, if the city council receives a request for such prohibition from the board of trustees of a school district; or
 - (iii) 1,000 feet of a private school, if the city council receives a request for such prohibition from the governing body of the private school.
- (B) The method of determining the minimum distances shall be as provided in section 109.33 of the Texas Alcoholic Beverage Code.
- (C) The city council may allow variances to the distance regulation if the city council determines that enforcement of the regulation in a particular instance is not in the best interest of the public, constitutes waste or inefficient use of land or other resources, creates an undue hardship on an applicant for a license or permit, does not serve its intended purpose, is not effective or necessary, or for any other reason the city council, after consideration of the health, safety and welfare of the public and the equities of the situation, determines is in the best interest of the community.

(2005 Code, sec. 17.6.01; Ordinance 09-13, sec. 2, adopted 11/10/09; Ordinance 2022-24 adopted 9/15/22)

§ 14.02.222. “B-1” business district.

- (a) Permitted uses. A building or premises in this district shall be used only for the following purposes:
 - (1) Professional offices and other business office uses, excluding however:
 - (A) The display, storage or sale of merchandise; and
 - (B) The telemarketing of services or merchandise.

- (2) Parks, playgrounds, community centers, fire stations or other public safety buildings operated by or under the control of the city or other governmental authority.
- (3) Banks, savings and loan associations, and other similar state or federally chartered financial institutions, but not including a credit access business.
- (4) Public buildings, including municipal buildings, schools and libraries.
- (5) Electric transmission towers and lines, gas transmission lines and metering stations, other local utility distribution lines, sewage pump stations, water reservoirs, wells and transmission facilities.
- (6) Lodges, fraternal organizations and civic clubs.
- (7) Pharmacies, specialty shops, personal service shops and convenience retail sales, provided that no single such use shall occupy more than 3000 square feet of floor area and the total of all such uses on any lot shall not occupy more than 30% of the floor area of all buildings on the lot.
- (8) Uses as part of a planned development as described in subsection (c) hereof.
- (9) Mobile food units, upon certification by the zoning administrator (provided through permit approval) that the following conditions are met:
 - (A) Mobile food units may not park or operate on a public roadway;
 - (B) Mobile food units must have written permission from property owner to use the property where the mobile food unit will be located;
 - (C) Mobile food units may not stay on any one property longer than twenty-four (24) hours without a special exception obtained by the property owner;
 - (D) Mobile food units must be parked on improved surfaces and may not occupy required parking spaces, obstruct traffic movement, or impair visibility or safety to the site. Required parking spaces are those spaces needed to service the property where the mobile food unit is located as determined by the zoning administrator. In determining required parking spaces, the following will not be considered: the space used by the mobile food unit and a customer service area plus two additional parking spaces. The zoning administrator must be notified of exactly where on the property the mobile food unit will park.
 - (E) Mobile food units must have valid health permit and comply with chapter 228 of the Texas Administrative Code related to mobile food unit operations.
 - (F) Nothing related to the mobile food unit may be left at the location when the mobile food unit is not present.
 - (G) All signage must be on or attached to the mobile food unit.
 - (H) The zoning administrator's written confirmation of compliance with the above conditions shall be kept in the mobile food unit at all times of operation within the city.

- (b) Restrictions on use.The uses in this district described in subsection (a) above shall be permitted, however, only upon the following conditions:
- (1) There shall be no sales of alcoholic beverages in this district.
 - (2) No outdoor activities or uses shall be permitted in this district other than: vehicular parking; solid waste disposal containers; and, outdoor recreation as part of a planned development.
 - (3) All buildings shall:
 - (A) Have exterior walls of not less than 75% masonry surface;
 - (B) Be residential in architectural character;
 - (C) Have exterior walls containing window and door openings which do not exceed 60% of the surface area of any such wall; and
 - (D) Have mansard, hip or gable roof type.
 - (4) No non-public use within this district shall be open for operation except between the hours of 6:00 a.m. and 11:00 p.m. Central Time.
 - (5) In addition to complying with the requirements of division 11 of this article, each lot in this district shall have not less than 20% landscaped open space.
 - (6) Any use shall comply with the applicable special conditions contained in table 14.02.221.
- (c) Planned development regulations.When land within this district is made part of a planned development:
- (1) Child care facilities may be included in a PD plan.
 - (2) Yards abutting adjacent non-PD property shall be not less than 25 feet.
 - (3) All SF uses shall be permitted, but not to exceed the maximum densities allowed therefor in the SF district.

(2005 Code, sec. 17.6.02; Ordinance 2020-12 adopted 12/17/20; Ordinance 2022-31 adopted 12/15/2022)

§ 14.02.223. “B-2” business district.

- (a) Permitted uses.A building or premises in this district shall be used only for the following purposes:
- (1) Any use permitted in the “B-1” district.
 - (2) Food service:
 - (A) Retail sale of food products;
 - (B) Bakery or confectionery, including preparation for on-premises retail sale only;

- (C) Cafeteria;
- (D) Restaurant or café, without drive-in service.
- (3) Personal service shops, including:
 - (A) Barber or beauty shop;
 - (B) Dry cleaning pickup station;
 - (C) Cleaning or laundry (self-service) using fully automatic equipment, the number of machines of all types not to exceed twenty-five (25), as follows:
 - (i) Washers, capacity of not more than 20 pounds;
 - (ii) Dryers or extractors, capacity of not more than 60 pounds;
 - (iii) Dry cleaning machines.
 - (D) Pet grooming and small animal veterinary services (soundproof; no outside runs).
 - (E) Massage establishments licensed pursuant to article 4512k, V.T.C.S [V.T.C.A., Occupations Code, chapter 455].
 - (F) Semi-permanent make-up establishments.
- (4) Retail sales (other than listed), offering all types of personal consumer goods for retail sale (new goods only; repair activities only incidental to sales and to be conducted indoors only).
- (5) Child care facilities.
- (6) Churches; and, public and parochial schools (without student housing).
- (7) Resale boutique: Retail sale of used clothing, accepted only on an individual consignment basis.
- (8) Brewpub, but only pursuant to a special exception as provided in division 8 of this article.
- (9) Winery, but only pursuant to a special exception as provided in division 8 of this article.
- (10) Customarily incidental uses.
- (b) Restrictions on use. The uses in this district described in subsection (a) above shall be permitted, however, only upon the following conditions:
 - (1) There shall be no alcoholic beverage sales for on-premises consumption except pursuant to a special exception as provided in division 8 of this article.
 - (2) The impervious surface percentage in this district shall not exceed 70%.

- (3) Any use shall comply with the applicable special conditions contained in table 14.02.221.
 - (4) Any use that involves a mobile food unit is allowed only pursuant to a special exception.
 - (c) Planned development regulations. When land within this district is made part of a planned development, yards abutting adjacent non-PD property shall be not less than 20 feet.
- (2005 Code, sec. 17.6.03; Ordinance 14-04, sec. 2, adopted 5/21/14; Ordinance 2018-01, sec. 5, adopted 2/15/18; Ordinance 2019-05, sec. 2, adopted 7/18/19; Ordinance 2022-31 adopted 12/15/2022; Ordinance 2025-13 adopted 10/16/2025)

§ 14.02.224. “B-3” business district.

- (a) Permitted uses. A building or premises in this district shall be used only for the following purposes:
 - (1) Any use permitted in the “B-2” district.
 - (2) Auto-related uses:
 - (A) Auto repair and service, under the following conditions:
 - (i) Areas used for the repair of vehicles shall not occupy a required yard.
 - (ii) No salvage, dismantling or wrecking on premises.
 - (iii) No vehicle sales permitted.
 - (B) Sale of automotive accessories.
 - (3) Food service:
 - (A) Bakery or confectionery, wholesale.
 - (B) Restaurant or cafe, with drive-in or pickup service.
 - (4) Antique shop or secondhand goods store.
 - (5) Cold storage plant (locker rental).
 - (6) Cleaning, pressing and dyeing, under the following conditions:
 - (A) No direct exterior exhaust from cleaning plant.
 - (B) Dust must be controlled by either bag or filter and separator or precipitator so as to eliminate the exhausting of dust, odor, fumes or noise outside the plant.
 - (7) Wholesale offices.
 - (8) Philanthropic institutions.
 - (9) Custom cabinet making, upholstery and woodworking shops of craftsmen.

- (10) Plumbing, electrical, air conditioning sales and/or service shop.
 - (11) Building material or lumber sales.
 - (12) Business park: office, retail and warehouse, not to exceed 10,000 square feet per building; not less than 25% of building area to be used for office or retail. Type I fire resistant construction required.
 - (13) Schools, clubs or centers for gymnastics, exercise, or physical fitness.
 - (14) Pet hotel: Kennels for dogs, cats and other common household pets, providing temporary overnight housing. Facilities must be soundproof, air-conditioned, with no outdoor housing of animals. Fenced and screened outdoor area allowed for daytime exercise of animals while in the control of human attendants. Must be under direct supervision of licensed veterinarian.
 - (15) Motor vehicle sales - Indoor: Showroom wholly within a building; no vehicle display visible from outside the building; detailing for sale but no mechanical work allowed: no outside storage. Motor vehicle sales as provided herein are only permitted pursuant to a special exception as provided in division 8 of this article.
 - (16) Sale of alcoholic beverages for off-premises consumption (package sales).
 - (17) Smoking establishments in accordance with the standards as provided in subsection (b)(7) below.
 - (18) Brewpub, but only pursuant to a special exception as provided in division 8 of this article.
 - (19) Winery, but only pursuant to a special exception as provided in division 8 of this article.
 - (20) Customarily incidental uses.
- (b) Restrictions on use. The uses in this district described in subsection (a) above shall be permitted, however, only upon the following conditions:
- (1) There shall be no outside storage of merchandise, except as provided in subsection (b)(6) of this section.
 - (2) In connection with any permitted use conducted within an enclosed building, there shall be allowed as an accessory use the display of merchandise out-of-doors, subject to the following limitations:
 - (A) All sales of such merchandise shall be consummated indoors, and no cash register or package wrapping counter shall be located out-of-doors.
 - (B) The merchandise displayed out-of-doors shall not be readily identifiable by type or product name from adjacent public streets by reason of package labels, sales tags, markers, or otherwise. Only new merchandise may be displayed.
 - (C) Merchandise displayed out-of-doors must be within the required building

setback lines of the property and shall be placed on impervious surfaces only.

- (D) Outdoor area devoted to display shall not exceed in area one-half the floor area of the permitted use conducted in an enclosed building on the same property.
 - (E) Merchandise shall not be displayed at a height of more than ten (10) feet within ten (10) feet of the building and not more than six (6) feet in height elsewhere.
 - (F) For the purpose of this section, the location of merchandise outdoors and not taken indoors when the business is not open shall be deemed to be the storage and not the display of merchandise.
- (3) The impervious surface percentage in this district shall not exceed 80%.
 - (4) Drive-up windows shall be permitted when there is not less than 60 feet of driveway vehicle waiting capacity per window, exclusive of other parking and access requirements for the property.
 - (5) Any use shall comply with the applicable special conditions of table 14.02.221.
 - (6) Notwithstanding the provisions of subsection (b)(1) of this section, outside display and storage of merchandise shall be permitted when it is of a kind or character that is commonly stored or displayed outside of an enclosed building, such as a nursery, garden store or business otherwise offering for sale at retail merchandise that is not readily or customarily kept indoors. Any such display and storage shall be allowed, subject to the following limitations:
 - (A) Open storage in any portion of the premises not open to public or customer access shall be screened from public streets, adjacent property and other portions of the premises.
 - (B) Stored merchandise shall be that merchandise for which the point of sale at retail is on the same premises.
 - (C) The display or storage shall comply with the provisions of subsections (2)(A) through (C) and with the parking provisions of this article.
 - (D) There shall be no storage of merchandise under this subsection (6) in any vehicle, trailer, portable building or portable container.
 - (7) Smoking establishments: Subject to the following restrictions and regulations:
 - (A) Any smoking establishment seeking a certificate of occupancy after October 1, 2012 must be located at least 1,000 feet from any other smoking establishment.
 - (B) The distance of 1,000 feet shall be measured in a direct line as the crow flies from property line to property line of the smoking establishments without regard to streets, walkways, walls or any other obstruction.
- (c) Planned development regulations. When land within this district is made part of a planned development, yards abutting adjacent non-PD property shall be not less than 25 feet.

(Ordinance 2018-17 adopted 9/20/18; Ordinance 2019-05, sec. 3, adopted 7/18/19; Ordinance 2023-25 adopted 12/21/2023)

§ 14.02.225. “LI” light industrial district.

A building or premises in this district shall be used only for the following purposes:

- (1) Any use permitted in the “B-3” district.
- (2) Public or private utility shop and storage.
- (3) Contractor’s plant, shop and storage.
- (4) Heavy machinery sales and storage.
- (5) Machine shop.
- (6) Salvage or reclamation of products (inside).
- (7) Building materials and lumber storage.
- (8) Kennel (outside runs permitted).
- (9) Storage warehouse or distribution center.
- (10) Other light industrial and manufacturing activities, provided that the same shall be conducted inside buildings, except for storage uses, which may be located in screened areas outside a required yard.
- (11) Brewpub, but only pursuant to a special exception as provided in division 8 of this article.
- (12) Winery, but only pursuant to a special exception as provided in division 8 of this article.
- (13) Customarily incidental uses.
- (14) Motor vehicle sales - Indoor: Showroom wholly within a building; no vehicle display visible from outside the building; detailing for sale but no mechanical work allowed: no outside storage. Motor vehicle sales as provided herein are only permitted pursuant to a special exception as provided in division 8 of this article.

(2005 Code, sec. 17.6.05; Ordinance 2019-05, sec. 4, adopted 7/18/19; Ordinance 2023-25 adopted 12/21/2023)

§ 14.02.226. through § 14.02.270. (Reserved)

§ 14.02.321. Special exceptions.

- (a) Purpose. Certain uses are classified as special exceptions, and may be permitted in designated districts when specifically authorized by this division after approval by the city council. Such exceptions may be granted in order that the city may develop in accordance with the intent and purpose of this article, that land may be fully utilized for a lawful purpose, and that substantial justice may be done.
- (b) Criteria for granting a special exception. In reaching a decision on any application for a special exception, the city council shall determine:
 - (1) That the requested exception will establish only those uses permitted under this division;
 - (2) That the location of proposed activities and improvements are clearly defined on a site plan filed by the applicant; and
 - (3) That the exception will be wholly compatible with the use and permitted development of adjacent properties, either as filed or subject to such requirements as the city council may find necessary to protect and maintain the stability of adjacent properties.
- (c) Authorized special exceptions. The following uses may be allowed as special exceptions in the districts specified, subject to full and complete compliance with all conditions herein provided, together with such other conditions as the city council may impose. The conduct of any of the uses described in this subsection (c) shall be illegal in the city unless on property bearing a valid special exception therefor issued in accordance with the terms of this division.

	Special Exception	District Requiring City Council Approval
(1)	Construction field office and storage yard (other than on jobsite). Conditions: Temporary, for time fixed by the City Council.	All districts
(2)	Amusement or entertainment, commercial, indoor or outdoor.	B-2 - LI
(3)	Child care facilities.	MF - LI
(4)	Residential recreation facilities.	SF - MF
(5)	Parking, under division 9 conditions.	All districts
(6)	Development sign of more than one year duration.	SF - MF
(7)	Screening devices/fences, over height or in required front yard.	All districts
(8)	Except for brewpubs and wineries, service of alcoholic beverages for on-premises consumption; for brewpubs and wineries, service of alcoholic beverages for on-premises and off-premises consumption may be permitted	B-2 - LI
(9)	Light industrial or manufacturing uses, other than storage, to be conducted outside buildings.	LI
(10)	Real estate sales office: A temporary real estate sales office.	SF - MF
(11)	Retail gasoline service stations, pumps and facilities, storage tanks underground.	B-3 - LI
(12)	A private stable under the following conditions:	SF

	Special Exception	District Requiring City Council Approval
	(A) The use must be one that would in all respects qualify as an incidental use under the terms of section 14.02.172(6) of this article if located on the same property as a primary residential use;	
	(B) The property on which the use is to be conducted must be adjacent to or within 500 feet of the primary residence to which it would be incidental if located on the same property;	
	(C) The owner of the primary residence and the private stable must be the same; and	
	(D) The private stable shall not be used for commercial purposes.	
	This special exception may be revoked by the City Council upon notice and after hearing in the event of a violation of any of the conditions described above.	
(13)	Private school.	B-2 - LI
(14)	Motor vehicle sales.	LI
(15)	Retail specialty and novelty establishment.	B-3 - LI
	Definitions: For the purpose of this subsection:	
	(A) "Retail specialty and novelty establishment" is a place of business which derives more than 50% of its monthly revenues from the retail sale of specialty and novelty items.	
	(B) "Specialty and novelty items" means any of the following:	
	(i) Drug paraphernalia, as that term is defined in 481.002 of the Texas Health and Safety Code;	
	(ii) Wearing apparel containing obscene pictures or words, such as T-shirts, belt buckles, jewelry or any other wearing apparel;	
	(iii) Salves, ointments, gels, creams, jellies, lotions and oils advertised and designed as a sexual stimulus;	
	(iv) Magazines, books, records, videocassettes, pictures, drawings and other similar material depicting and describing sexual conduct in a manner that is designed for adult use and consumption;	
	(v) Incense.	
(16)	Billiard table establishment.	B-3 - LI
	Definitions: For the purposes of this subsection:	
	(A) "Billiard table establishment" means any business containing a billiard table for commercial use and not merely for sale.	
	(B) "Billiard table" means a table surrounded by a ledge or cushion with or without pockets on which balls are impelled by a stick or cue, but not including a coin-operated billiard table.	
(17)	Skill or pleasure coin-operated machines, commercial use of eight (8) or more per occupancy.	B-3 - LI
	Definitions: For the purposes of this subsection, the term "skill or pleasure coin-operated machine" shall have the meaning ascribed thereto by article 8801, V.T.C.S. [V.T.C.A., Occupations Code, chapter 2153]	
(18)	Sexually oriented business.	LI
	Definition: For the purpose of this subsection, "Sexually oriented business" shall have the meaning ascribed thereto by chapter 243 of the Texas Local Government Code.	
	Condition: No such use may be permitted at a location within one thousand (1,000) feet of a church, school, public park, boundary of a residential district or property line of a lot devoted to residential use.	
(19)	Motor vehicle parking, commercial.	B-3 - LI
(20)	Long-term personal care facility.	SF - MF

	Special Exception	District Requiring City Council Approval
	Definition: For the purposes of this subsection, a “long-term personal care facility” is a residence used as an assisted living residence for not more than four (4) unrelated persons.	
	Conditions: No such use shall be permitted unless:	
	(A) The State of Texas has issued a license for the location under chapter 142 of the Texas Health and Safety Code; and	
	(B) The owner of the facility resides in the residence.	
	The special exception shall continue for so long as a valid state license, as described in subsection (A), shall be in effect, unless the special exception should otherwise be terminated for violation of its terms or applicable laws.	
(21)	Schools, clubs or centers for gymnastics, exercise or physical fitness.	B-1 - B-2
	Condition: The use shall comply with all regulatory provisions of the district in which it is located.	
(22)	Mobile food unit: Special exception sought by property owner required for all zoning districts if mobile food unit remains on property longer than twenty- four (24) hours.	All districts
(23)	HUD-code manufactured home as primary dwelling	MF
(24)	Credit access business under the following conditions:	L-1
	(A) No such use may be permitted at a location within one thousand (1,000) feet of a school, designated place of worship, public park, boundary of a residential district, or property line of a lot devoted to residential use.	
(25)	Tattoo Shop under the following conditions:	L-1
	(A) No such use may be permitted within 1,000 feet of another tattoo shop	
	(B) A tattoo shop may be open for business only between the hours of 8:00 a.m. and 5:00 p.m. Monday through Saturday. A tattoo shop may not open for business on Sunday.	
	(C) No such use may be contiguous to any residential land use, designated place of worship, or school.	
(26)	Short-term rental in excess of density limitation.	SF, MF, GH Subject to section 4.09.004(p) of the code
(27)	Telecommunication tower (uncamouflaged)	B-1, B-2, and B-3
(28)	Stealth telecommunication tower	SF, GH, and Municipal Parks

(d) Application for special exception.

- (1) Qualification of applicant. Application for a special exception may be made by the owner of, or other person having a contractual or possessory interest in, the subject property. Any application filed by a person who is not the owner of the property for which the special exception is sought shall be accompanied by evidence of the consent of the owner.
- (2) Contents of application. An application for a special exception shall be filed with the zoning administrator. The application shall contain the following information as well as such additional information as may be prescribed by rule of or reasonably requested by the commission or the zoning administrator:
 - (A) The applicant’s name, address and interest in the subject property;

- (B) The owner's name and address, if different from that of the applicant, and the owner's signed consent to the filing of the application;
 - (C) The street address and legal description of the property;
 - (D) The zoning classification and present use of the subject property;
 - (E) A description of the proposed special exception;
 - (F) A site plan sketch, showing the location of the use on the property;
 - (G) A statement as to why the proposed special exception will not cause substantial injury to the value, use or enjoyment of other property in the neighborhood;
 - (H) A statement as to how the proposed special exception is to be designed, arranged and operated in order to ensure that development and use of neighboring property in accordance with the applicable district regulations will not be prevented or made unlikely, and that the value, use and reasonable enjoyment of such property will not be impaired or adversely affected; and
 - (I) An identification of any potentially adverse effects that may be associated with the proposed special exception and the means proposed by the applicant to avoid, minimize or mitigate such effects.
- (3) Processing of application. Upon receipt of an application for a special exception, it shall be referred to the commission for investigation as to the manner in which the proposed character and location of the special exception will affect the master plan of the city. The commission shall report the results of its study to the city council, and thereafter the city council may, after public notice and hearing, grant the permit, including the imposition of conditions of use which the city council may deem essential to insure that the special exception is consistent with the spirit, purpose and intent of this article, will not substantially and permanently injure the appropriate use of neighboring property, and will substantially serve the public convenience and welfare.

(Ordinance 2022-11 adopted 5/19/22; Ordinance 2022-17 adopted 7/21/22; Ordinance 2022-22 adopted 11/17/2022; Ordinance 2022-31 adopted 12/15/2022; Ordinance 2023-07 adopted 3/20/2023; Ordinance 2025-07 adopted 6/19/2025; Ordinance 2025-09 adopted 8/21/2025)


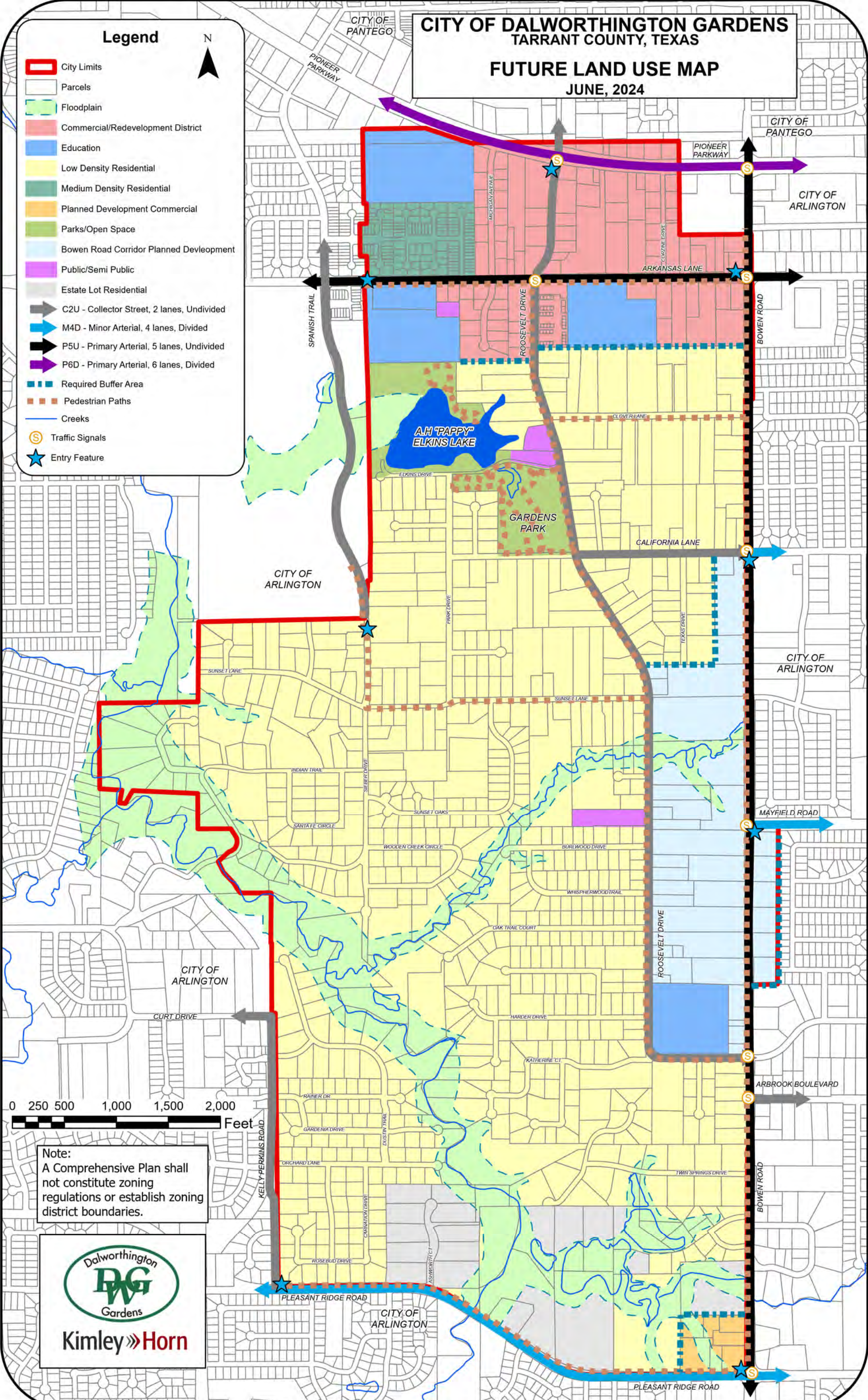
CITY OF DALWORTHINGTON GARDENS TARRANT COUNTY, TEXAS

FUTURE LAND USE MAP JUNE, 2024

Legend

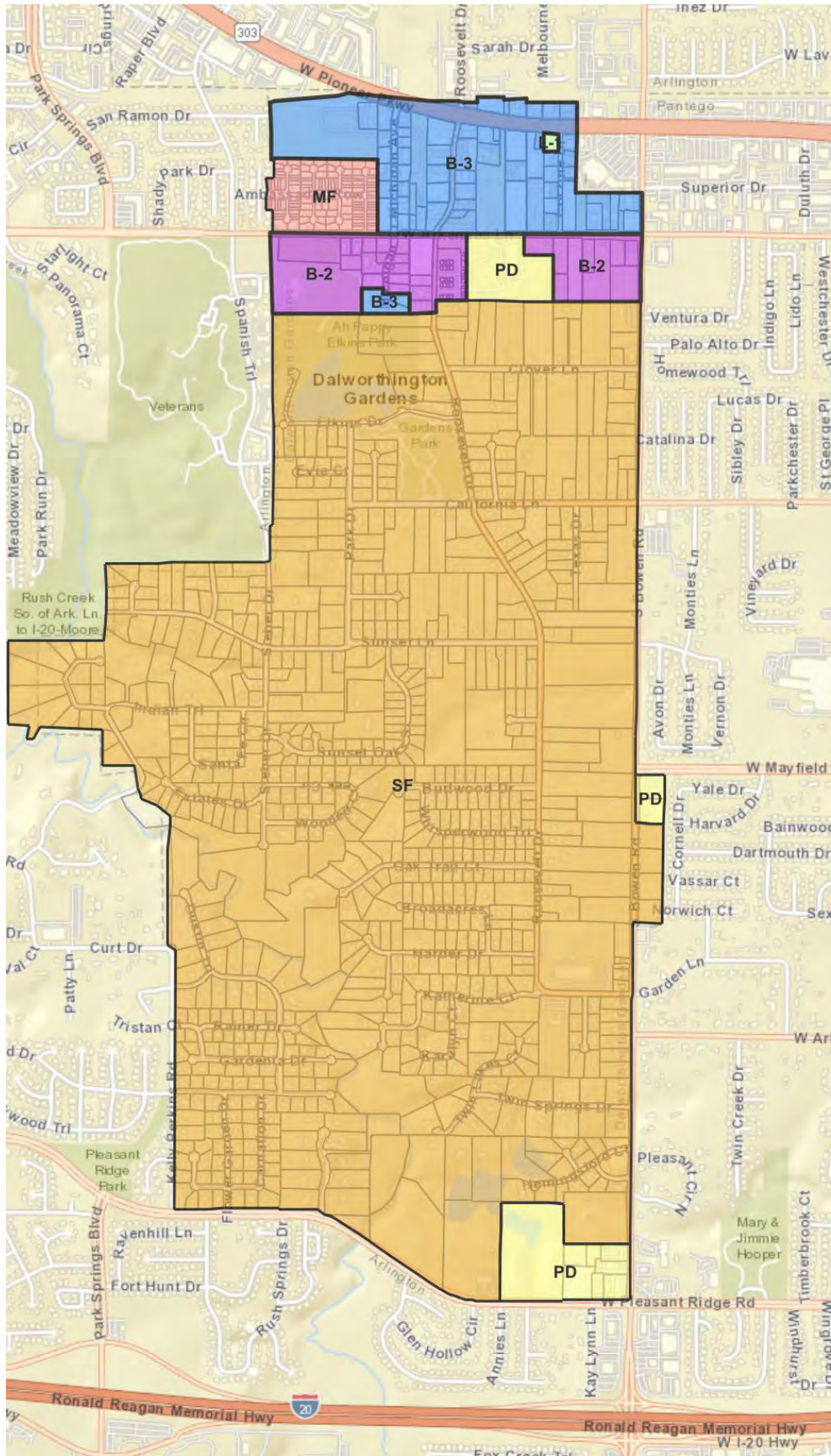
N

- City Limits
- Parcels
- Floodplain
- Commercial/Redevelopment District
- Education
- Low Density Residential
- Medium Density Residential
- Planned Development Commercial
- Parks/Open Space
- Bowen Road Corridor Planned Development
- Public/Semi Public
- Estate Lot Residential
- C2U - Collector Street, 2 lanes, Undivided
- M4D - Minor Arterial, 4 lanes, Divided
- P5U - Primary Arterial, 5 lanes, Undivided
- P6D - Primary Arterial, 6 lanes, Divided
- Required Buffer Area
- Pedestrian Paths
- Creeks
- S Traffic Signals
- ★ Entry Feature



Note:
A Comprehensive Plan shall not constitute zoning regulations or establish zoning district boundaries.





COMMERCIAL RECORDER PROOF

EMAIL ADDRESS: recorder@flash.net

Deadline for submitting legal notices is 11:00 (am) the business day before

PUBLIC NOTICE

PUBLIC NOTICE

PUBLIC NOTICE

PUBLIC NOTICE

PUBLIC NOTICE

PUBLIC NOTICE

PUBLIC NOTICE

PUBLIC NOTICE

- 1 _____
- 2 _____
- 3 _____
- 4 _____
- 5 _____
- 6 _____
- 7 _____
- 8 _____
- 9 _____
- 10 _____
- 11 _____
- 12 _____
- 13 _____
- 14 _____
- 15 _____
- 16 _____
- 17 _____
- 18 _____
- 19 _____
- 20 _____
- 21 _____
- 22 _____
- 23 _____
- 24 _____
- 25 _____
- 26 _____
- 27 _____
- 28 _____
- 29 _____
- 30 _____
- 31 _____
- 32 _____
- 33 _____
- 34 _____
- 35 _____
- 36 _____
- 37 _____
- 38 _____
- 39 _____
- 40 _____
- 41 _____
- 42 _____
- 43 _____
- 44 _____
- 45 _____
- 46 _____
- 47 _____
- 48 _____
- 49 _____
- 50 _____

Public Hearing Notices

Notice is hereby given that the City of Dalworthington Gardens Planning and Zoning Commission will hold a public hearing on May 7, 2026 at 6:00 p.m. and the Dalworthington Gardens City Council will hold a public hearing on May 21, 2026 at 7:00 p.m., both to be held in the City Hall Council Chambers, 2600 Roosevelt Drive, Dalworthington Gardens, Texas to consider the following:

* Application for a zone change for property located at THWEATT ADDITION Block 1 Lot 1R, 2706 W. Pioneer Parkway DWG, TX 76013, from B-3 to LI.

* Application for Final Plan in accordance with Zoning Ordinance Section 14.02.272(d) for property located at 2800 Bowen Road DWG, TX 76015.

4-21



RECEIVED APR 27 2026

CITY OF DALWORTHINGTON GARDENS

NOTICE OF PUBLIC HEARINGS

Re: Application to Rezone Property located at 2706 W. Pioneer Parkway

To Property Owners within 200' of 2706 W. Pioneer Parkway Dalworthington Gardens, Tarrant County, Texas

Notice is hereby given that the Dalworthington Gardens Planning and Zoning Commission will hold a public hearing on May 7, 2026 at 6:00 p.m. and the Dalworthington Gardens City Council will hold a public hearing on May 21, 2026 at 7:00 p.m., both to be held in the City Hall Council Chambers, 2600 Roosevelt Drive, Dalworthington Gardens, Texas to consider the following:

An application from James F. McAndrew – Mid City McAndrew Motors was received for a zone change. Current Zoning at location is B3. Proposed Zoning LI

This notice has been sent to all owners of real property within 200 feet of the request as such ownership appears on the last approved city tax roll. All interested persons are encouraged to attend the public hearing and express their opinions on the amendment. If you are unable to attend but wish to have your opinions made part of the public record, please mail your opinions to the address below prior to the public hearing. Please include your name, address, and property description on all correspondence.

COMMENTS:

I AM IN FAVOR: I HAVE NO OBJECTIONS: I HAVE OBJECTIONS:

Kelly McAndrew
(PRINTED NAME)

Kelly D McAndrew
(SIGNATURE)

2820 W. Pioneer Pkwy
(ADDRESS)

DWG
Arlington, TX 76013
(CITY, STATE, ZIP)

MAIL TO:
CITY OF DALWORTHINGTON GARDENS
CITY ADMINISTRATOR
2600 ROOSEVELT DRIVE
DALWORTHINGTON GARDENS, TX 76016
For questions: 817-274-7368 or sandra@cityofdwwg.net



RECEIVED APR 27 REC'D

CITY OF DALWORTHINGTON GARDENS

NOTICE OF PUBLIC HEARINGS

Re: Application to Rezone Property located at 2706 W. Pioneer Parkway

To Property Owners within 200' of 2706 W. Pioneer Parkway Dalworthington Gardens, Tarrant County, Texas

Notice is hereby given that the Dalworthington Gardens Planning and Zoning Commission will hold a public hearing on May 7, 2026 at 6:00 p.m. and the Dalworthington Gardens City Council will hold a public hearing on May 21, 2026 at 7:00 p.m., both to be held in the City Hall Council Chambers, 2600 Roosevelt Drive, Dalworthington Gardens, Texas to consider the following:

An application from James F. McAndrew – Mid City McAndrew Motors was received for a zone change. Current Zoning at location is B3. Proposed Zoning LI

This notice has been sent to all owners of real property within 200 feet of the request as such ownership appears on the last approved city tax roll. All interested persons are encouraged to attend the public hearing and express their opinions on the amendment. If you are unable to attend but wish to have your opinions made part of the public record, please mail your opinions to the address below prior to the public hearing. Please include your name, address, and property description on all correspondence.

COMMENTS:

Four horizontal lines for writing comments.

I AM IN FAVOR: I HAVE NO OBJECTIONS: I HAVE OBJECTIONS:

James F. McAndrew (PRINTED NAME) [Signature] (SIGNATURE)

2820 W. Pioneer Pkwy (ADDRESS) DWG Arlington, TX 76013 (CITY, STATE, ZIP)

MAIL TO: CITY OF DALWORTHINGTON GARDENS CITY ADMINISTRATOR 2600 ROOSEVELT DRIVE DALWORTHINGTON GARDENS, TX 76016 For questions: 817-274-7368 or sandra@cityofdwg.net



RECEIVED APR 27 REC'D

CITY OF DALWORTHINGTON GARDENS

NOTICE OF PUBLIC HEARINGS

Re: Application to Rezone Property located at 2706 W. Pioneer Parkway

To Property Owners within 200' of 2706 W. Pioneer Parkway Dalworthington Gardens, Tarrant County, Texas

Notice is hereby given that the Dalworthington Gardens Planning and Zoning Commission will hold a public hearing on May 7, 2026 at 6:00 p.m. and the Dalworthington Gardens City Council will hold a public hearing on May 21, 2026 at 7:00 p.m., both to be held in the City Hall Council Chambers, 2600 Roosevelt Drive, Dalworthington Gardens, Texas to consider the following:

An application from James F. McAndrew – Mid City McAndrew Motors was received for a zone change. Current Zoning at location is B3. Proposed Zoning LI

This notice has been sent to all owners of real property within 200 feet of the request as such ownership appears on the last approved city tax roll. All interested persons are encouraged to attend the public hearing and express their opinions on the amendment. If you are unable to attend but wish to have your opinions made part of the public record, please mail your opinions to the address below prior to the public hearing. Please include your name, address, and property description on all correspondence.

COMMENTS:

I AM IN FAVOR: ✓ I HAVE NO OBJECTIONS: ✓ I HAVE OBJECTIONS: _____

Michael McAndrew [Signature]
(PRINTED NAME) (SIGNATURE)

2820 W. Pioneer Pkwy DWG Arlington TX 76013
(ADDRESS) (CITY, STATE, ZIP)

MAIL TO:
CITY OF DALWORTHINGTON GARDENS
CITY ADMINISTRATOR
2600 ROOSEVELT DRIVE
DALWORTHINGTON GARDENS, TX 76016
For questions: 817-274-7368 or sandra@cityofdwg.net



RECEIVED MAY - 4 REC'D

CITY OF DALWORTHINGTON GARDENS

NOTICE OF PUBLIC HEARINGS

Re: Application to Rezone Property located at 2706 W. Pioneer Parkway

To Property Owners within 200' of 2706 W. Pioneer Parkway Dalworthington Gardens, Tarrant County, Texas

Notice is hereby given that the Dalworthington Gardens Planning and Zoning Commission will hold a public hearing on May 7, 2026 at 6:00 p.m. and the Dalworthington Gardens City Council will hold a public hearing on May 21, 2026 at 7:00 p.m., both to be held in the City Hall Council Chambers, 2600 Roosevelt Drive, Dalworthington Gardens, Texas to consider the following:

An application from James F. McAndrew – Mid City McAndrew Motors was received for a zone change. Current Zoning at location is B3. Proposed Zoning LI

This notice has been sent to all owners of real property within 200 feet of the request as such ownership appears on the last approved city tax roll. All interested persons are encouraged to attend the public hearing and express their opinions on the amendment. If you are unable to attend but wish to have your opinions made part of the public record, please mail your opinions to the address below prior to the public hearing. Please include your name, address, and property description on all correspondence.

COMMENTS:

NEEDS TO BE DONE ASAP

I AM IN FAVOR: X I HAVE NO OBJECTIONS: _____ I HAVE OBJECTIONS: _____

MARK TURNER MA
(PRINTED NAME) (SIGNATURE)

2620 W PIONEER PARKWAY DWG, TX 76013
(ADDRESS) (CITY, STATE, ZIP)

MAIL TO:
CITY OF DALWORTHINGTON GARDENS
CITY ADMINISTRATOR
2600 ROOSEVELT DRIVE
DALWORTHINGTON GARDENS, TX 76016
For questions: 817-274-7368 or sandra@cityofdwg.net

City Council

Staff Agenda Report

Agenda Item: 9d.

Agenda Subject: Discussion and possible action regarding the 51st Tarrant County Development Block Grant (CDBG) program to approve Resolution No. 2026-07 recommending Tarrant County award construction bid for the Madrid Court project.

Meeting Date: May 21, 2026	Financial Considerations: Budgeted: <input checked="" type="checkbox"/> Yes <input type="checkbox"/> No <input type="checkbox"/> N/A	Strategic Vision Pillar: <input checked="" type="checkbox"/> Financial Stability <input checked="" type="checkbox"/> Appearance of City <input type="checkbox"/> Operations Excellence <input checked="" type="checkbox"/> Infrastructure Improvements/Upgrade <input type="checkbox"/> Building Positive Image <input type="checkbox"/> Economic Development <input type="checkbox"/> Educational Excellence
--	--	---

Background Information:

On April 29, 2026, Tarrant County and the City of Dalworthington Gardens received bids for the referenced project. This project involves replacing an existing 6" water line with approximately 640 linear feet of proposed 6" PVC water line. The project will require removal and replacement of asphalt pavement, concrete pavement and boring of water line services. Tarrant County received four (4) bids.

Bidder Base Bid

Excel 4 Construction LLC \$246,409.00
Atkins Bros Equip Co \$223,250.00
JWC Excavation LLC \$156,198.00
A&M Construction & Utilities \$206,201.00

Recommended Action/Motion:

Approve Resolution No. 2026-07 for Tarrant County to award bid to JWC Excavation LLC.

Attachments:

Kimley-Horn recommendation Letter
Resolution 2026-07



May 6, 2026

Ms. Wren Davis
Tarrant County Community Development Division
2501 Parkview Dr, Ste. 420
Fort Worth, TX 76102

Re: Tarrant County CDBG – Dalworthington Gardens 51st CDBG Project
KHA No. 068302518

Dear Ms. Davis,

On April 29, 2026, Tarrant County and the City of Dalworthington Gardens received bids for the referenced project. This project involves replacing an existing 6" water line with approximately 640 linear feet of proposed 6" PVC water line. The project will require removal and replacement of asphalt pavement, concrete pavement and boring of water line services.

Tarrant County received four (4) bids which are summarized below.

<u>Bidder</u>	<u>Base Bid</u>
Excel 4 Construction LLC	\$246,409.00
Atkins Bros Equip Co	\$223,250.00
JWC Excavation LLC	\$156,198.00
A&M Construction & Utilities	\$206,201.00

Kimley-Horn has reviewed JWC Excavation LLC qualifications and has verified their bonding company is licensed in the State of Texas. The City of Dalworthington Gardens recommends that Tarrant County consider awarding the bid to JWC Excavation LLC. Enclosed is a copy of the bid tabulation for your reference. The contract time for the project is 120 calendar days.

Thank you for the opportunity to be of service to Tarrant County. Should you have any questions or comments, please do not hesitate to contact me.

Sincerely,
KIMLEY-HORN AND ASSOCIATES, INC.

Ivan Lopez, P.E.

RESOLUTION 2026-07

A RESOLUTION OF THE CITY COUNCIL OF THE CITY OF DALWORTHINGTON GARDENS, TEXAS, RECOMMENDING THAT TARRANT COUNTY AWARD THE CONSTRUCTION BID FOR THE 51ST YEAR COMMUNITY DEVELOPMENT BLOCK GRANT (CDBG) PROJECT TO JWC EXCAVATION; AND PROVIDING AN EFFECTIVE DATE.

WHEREAS, the City of Dalworthington Gardens participates in the Tarrant County Community Development Block Grant (CDBG) Program; and

WHEREAS, the City has received bids for the 51st Year CDBG Project; and

WHEREAS, the lowest responsible bidder, provided that the bidder is properly certified, is JWC Excavation in the amount of \$156,198.00; and

WHEREAS, the City has an available CDBG allocation of \$160,000.00 to be used toward construction costs for this project; and

WHEREAS, the City Council finds it to be in the best interest of the City to recommend award of the bid to JWC Excavation;

NOW, THEREFORE, BE IT RESOLVED BY THE CITY COUNCIL OF THE CITY OF DALWORTHINGTON GARDENS, TEXAS:

SECTION 1. The City Council hereby recommends that Tarrant County award the construction bid for the 51st Year CDBG Project to JWC Excavation in the amount of \$156,198.00, provided that the bidder is properly certified.

SECTION 2. The City Council further recommends the use of the available CDBG allocation of \$160,000.00 to cover construction costs associated with the project.

SECTION 3. This Resolution shall take effect immediately upon its passage.

PASSED AND APPROVED on this ___ day of _____, 2026.

**CITY OF DALWORTHINGTON
GARDENS, TEXAS**

Laura Bianco, Mayor

ATTEST:

Sandra Ma, City Secretary

**City Council
Staff Agenda Report**

Agenda Item: 9e.

Agenda Subject: Discussion and possible action on FY 2026/2027 Budget Calendar.		
Meeting Date: May 21, 2026	Financial Considerations: Engineering Review Budgeted: <input type="checkbox"/> Yes <input checked="" type="checkbox"/> No <input type="checkbox"/> N/A	Strategic Vision Pillar: <input type="checkbox"/> Financial Stability <input type="checkbox"/> Appearance of City <input checked="" type="checkbox"/> Operations Excellence <input type="checkbox"/> Infrastructure Improvements/Upgrade <input checked="" type="checkbox"/> Building Positive Image <input checked="" type="checkbox"/> Economic Development <input type="checkbox"/> Educational Excellence

Background Information:

Review and give suggestion on Budget Calendar for 2026-2027 Year

Recommended Action/Motion:

None at this time.

Attachments:

Budget Calendar

BUDGET CALENDAR (PROPOSED)

Saturday, July 18: Deadline to File Proposed Budget

Friday, July 25: Tax Rolls Due

Thursday, August 6: Deadline to Publish Notice of Budget Hearing in the Newspaper

Friday, August 7: Submit Tax Rates to City Council

Monday, August 10: Proposed Tax Rate Approval

Note.- .Special.Notice.Provisions;The.tax.rate.notice.requirements.for.a.city.change.when.the.de.minimis.rate.exceeds.the.voter.approval.rate;86.Note.that?in.the.unlikely.event.that.a.city.with.a.population.of.less.than.96,666.has.a.de.minimis.rate.that.does.not.exceed.its.voter_approval.rate?these.modified.notice.provisions.are.not.available.to.the.city;

Wednesday, August 12: Notice of Tax Rate Hearing or Meeting to Adopt Tax Rate

Sunday, August 16: Budget Hearing (THIS IS LAST DAY TO CONDUCT HEARING)

Monday, August 17: Budget Adoption &

Monday, August 17: Tax Rate Hearing and Adoption

Monday , August 17: Order Tax Rate Approval Election If the city adopts a rate exceeding the voter-approval tax rate or, in the case of certain cities with a population of less than 30,000, the greater of the voter-approval tax rate or the de minimis tax rate, the city must order the automatic election to approve the tax rate no later than the 78th day before the November uniform election date.46

**City Council
Staff Agenda Report**

Agenda Item: 9f.

Agenda Subject: Discussion and possible action to set the date of the annual strategic plan review.

Meeting Date: May 21, 2026	Financial Considerations: Budgeted: <input type="checkbox"/> Yes <input type="checkbox"/> No <input checked="" type="checkbox"/> N/A	Strategic Vision Pillar: <input type="checkbox"/> Financial Stability <input type="checkbox"/> Appearance of City <input checked="" type="checkbox"/> Operations Excellence <input type="checkbox"/> Infrastructure Improvements/Upgrade <input type="checkbox"/> Building Positive Image <input type="checkbox"/> Economic Development <input type="checkbox"/> Educational Excellence
--	--	---

Background Information:

The last review of the Strategic Plan was adopted by resolution was in 2025. Staff would like to present this for Council to reevaluate goals prior to the next budget preparations which typically begin in June or each year.

Attachments:

Resolution 2025-09
Strategic Plan 2025

RESOLUTION NO. 2025-09

**A RESOLUTION OF THE CITY OF DALWORTHINGTON GARDENS,
TEXAS, ADOPTING A STRATEGIC PLAN FOR FY 2025-2026**

WHEREAS, the City of Dalworthington Gardens, Texas (“City”) is a Type A General Law Municipality located in Tarrant County, created in accordance with the provisions of Chapter 6 of the Local Government Code and operating pursuant to the enabling legislation of the State of Texas; and

WHEREAS, in 2016, the City Council finished a strategic plan; and

WHEREAS, the City Council shall review said plan annually following the election of council members after the City’s Uniform Election Date; and

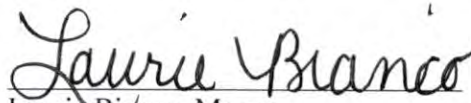
WHEREAS, on May 15, 2025, the City Council reviewed and amended said plan.

NOW THEREFORE BE IT RESOLVED BY THE CITY COUNCIL OF THE CITY OF DALWORTHINGTON GARDENS, TEXAS:

Section 1. The Strategic Plan attached hereto as Exhibit A is hereby adopted for FY 2025-2026

PASSED AND APPROVED at a regular meeting of the City Council of Dalworthington Gardens, Texas, on this the 15th day of May, 2025.

CITY OF DALWORTHINGTON GARDENS


Laurie Bianco, Mayor

ATTEST:


Sandra Ma, City Secretary





City of Dalworthington Gardens Strategic Plan

Adopted June 22, 2023

Revised on May 14, 2025

Introduction

The City Council of Dalworthington Gardens met on November 11-12, 2016 for the purpose of establishing a strategic vision for the City. The retreat was attended by the Mayor and the entire Council. Strategic Government Resources (SGR) was selected to facilitate the retreat. As a part of the retreat, the Council identified the crucial pillars for the strategic vision and goals for each of those pillars. A final document was produced in 2016.

On May 14, 2025, City Council met to update goals for the 2025-2026 FY Budget. On May 14, 2025, City Council performed an annual review in conjunction with setting high-level goals for the 2025-2026 FY Budget.

Pillars of the Future Vision

The Council was asked to identify the crucial pillars in 2016 that would support their future of the City. Although pillar language changed somewhat in the June 2, 2020 review, the basis for the pillars remains the same.

1. **Finance Stability**
2. **Educational Excellence**
3. **Appearance of the City**
4. **Operations Excellence**
5. **Infrastructure Improvements/Upgrade**
6. **Economic Development**
7. **Building Positive Image**

Mid to Short Term Goals

• Finances – Mid to Short Term

1. Maintain plan for efficient management of cash reserves
2. Maintain award winning financial reporting
3. City is good steward of citizen tax dollars

• Educational Excellence - Mid to Short Term

1. Maintain strong partnerships with schools

• Appearance of the City - Mid to Short Term

1. 5 years -- Seeing results -- substandard structures are removed/replaced
2. Promote city cleanliness

• Operations Excellence - Mid to Short Term

1. Synchronize policy with Organizational chart
2. Update city Personnel Policy

• Infrastructure Improvements/Upgrades - Mid to Short Term

1. Complete DPS Remodel
2. Continue road maintenance and improvement
3. Continue sewer and water infrastructure improvements

• Economic Development - Mid to Short Term

1. Improve cohesiveness between promoting the city and social media

2. Identify and commit resources for economic development
3. Work on attracting businesses for sales revenue

- **Building a Positive Image - Mid to Short Term**

1. Explore opportunities for placemaking signage
2. Promotion of low crime rate
3. Promotion of positive DPS community outreach programs

Long Term Goals

- **Finance Stability - Long Term**

1. Cover operations w/o gas revenue - continuous
2. Invest in repair & renewing/replacing infrastructure with cash, preferably with a means that does not raise the tax rate
3. Maintain cash reserves to 6 months of operations - continuous

- **Educational Excellence - Long Term**

1. Partner with existing schools to achieve education excellence - continuous

- **Appearance of the City - Long Term**

1. Beautification of the city in all directions - continuous
2. Be an award-winning city

- **Operations Excellence - Long Term**

1. Budget for sufficient staff - continuous
2. Proper finance department - continuous
3. Maintain an effective fire department
4. Maintain a successful organizational chart
5. Implement a facilities and equipment maintenance schedule

- **Infrastructure Improvements/Upgrades - Long Term**

1. Continue to Enhance City Complex
2. Maintain/Create a savings account for infrastructure long term
3. Save to purchase a new fire truck
4. Complete Pappy Elkins Lake solution

- **Economic Development - Long Term**

1. Promote Planned development for areas that need to be improved
2. Fund economic development opportunities
3. Entertain incentive program for businesses
4. Revitalize the northern business area of the city
5. Continue business outreach
6. Explore opportunities for unique retail

- **Building a Positive Image– Long Term**

1. Create a relationship with a Friendship city
2. Maintain and improve the 'Shop DWG' program
3. Reputation for being great safe place to live - continuous

Conclusion

This policy is to be reviewed and adopted by a resolution of the council following each May Uniform Election Date once council members are deemed elected in accordance with the Texas Election Code. Goals will be set in accordance with the City's budget year which runs October 1 through September 30 each fiscal year. Setting goals in May or June in advance of budget discussions will ensure council appropriately budgets to meet said goals.

**City Council
Staff Agenda Report**

Agenda Item: 9g.

Agenda Subject: Discussion and possible action regarding financing for infrastructure projects and improvements.		
Meeting Date: May 21, 2026	Financial Considerations: Engineering Review Budgeted: <input type="checkbox"/> Yes <input type="checkbox"/> No <input type="checkbox"/> N/A	Strategic Vision Pillar: <input checked="" type="checkbox"/> Financial Stability <input type="checkbox"/> Appearance of City <input checked="" type="checkbox"/> Operations Excellence <input checked="" type="checkbox"/> Infrastructure Improvements/Upgrade <input checked="" type="checkbox"/> Building Positive Image <input checked="" type="checkbox"/> Economic Development <input type="checkbox"/> Educational Excellence

Background Information:

Hilltop Securities has put together a proposal for DWG to finance Infrastructure needs.

Recommended Action/Motion:

None at this time.

Attachments:

Proposal

City of Dalworthington Gardens, Texas

Plan of Finance for Funding 2026 / 207 Capital Improvement Plan

Monday, May 11, 2026

City of Dalworthington Gardens, Texas

Plan of Finance for Funding 2026 / 207 Capital Improvement Plan

Purpose = Funding of 2026 / 2027 Capital Improvement Plan

Projects = \$2,000,000 for Streets and Drainage

\$3,000,000 for Utility System Improvements

\$5,000,000 Total Cost

Tax Status = Tax-Exempt

Bond Rating Assumption = Confirmation of existing "AA" bond rating by S&P Global Ratings

Interest Rates = "AA" Tax-Exempt Interest Rates as of May 6, 2026 plus 0.25%

Pricing and Council Approval = Thursday, August 20, 2026

Closing and Delivery of funds to the City = Wednesday, September 16, 2026

Streets and Drainage
Debt Instrument = General Obligation Bonds, Series 2026
Credit Pledge = I&S Ad Valorem Taxes
Planned Repayment = I&S Ad Valorem Taxes

Utility System Improvements
Debt Instrument = Certificates of Obligation, Series 2026
Credit Pledge = Combination of I&S Ad Valorem Taxes and Unlimited Net Revenues of the Utility System
Planned Repayment = Net Revenues of the Utility System

City of Dalworthington Gardens, Texas

Streets and Drainage Funding General Obligation Bonds, Series 2026

Sources and Uses of Funds

	Scenario One	Scenario Two	
	<u>Level P&I</u>	<u>Wrap Around</u>	<u>Variance</u>
Par Amount of Bonds	\$2,015,000	\$2,175,000	\$160,000
<u>Plus: Original Issue Premium</u>	<u>\$95,841</u>	<u>(\$58,086)</u>	<u>(\$153,926)</u>
Total Sources of Funds	\$2,110,841	\$2,116,915	\$6,074
Project Fund	\$2,000,000	\$2,000,000	\$0
Less: Financing Cost ⁽¹⁾	\$85,653	\$89,727	\$4,074
<u>Underwriter's Discount ⁽¹⁾</u>	<u>\$25,188</u>	<u>\$27,188</u>	<u>\$2,000</u>
Total Uses of Funds	\$2,110,841	\$2,116,915	\$6,074

Interest Rate, Debt Service and Tax Rate Impact

	Scenario One	Scenario Two	
	<u>Level P&I</u>	<u>Wrap Around</u>	<u>Variance</u>
True Interest Cost ⁽²⁾	4.22%	4.79%	0.57%
Total Principal and Interest	\$3,136,369	\$3,667,449	\$531,081
Amortization	20 years	20 years	NA
Avg. Annual P&I	\$156,818	\$183,372	\$26,554
Current Max. Annual P&I	\$367,444	\$367,444	\$0
<u>Projected Max. Annual P&I after Issuance</u>	<u>\$532,788</u>	<u>\$474,591</u>	<u>(\$58,197)</u>
Projected Impact	\$165,344	\$107,147	(\$58,197)
Current I&S tax Rate ⁽³⁾	\$0.0830	\$0.0830	\$0.0000
<u>Projected Max. Annual I&S Tax Rate after Issuance ⁽³⁾⁽⁴⁾</u>	<u>\$0.1026</u>	<u>\$0.0915</u>	<u>(\$0.0111)</u>
Projected Impact	\$0.0196	\$0.0085	(\$0.0111)

Notes

(1) Estimated, subject to change.

(2) Assumes "AA" rated tax-exempt interest rate as of 5/6/2026 plus 0.25%. Subject to change at any time.

(3) Fiscal Year 2026 Actual I&S Tax Rate = \$0.083009. Calculation assumes 98.50% collections.

(4) Fiscal Year 2026 TAV is actual and **Fiscal Year 2027 TAV is preliminary as provided by Tarrant Appraisal District at 97% capture.**

Assumes no TAV annual growth.

City of Dalworthington Gardens, Texas

Utility System Improvements Certificates of Obligation, Series 2026

Sources and Uses of Funds

	Scenario One <u>20 Year Amort.</u>	Scenario Two <u>25 Year Amort.</u>	Scenario Three <u>30 Year Amort.</u>
Par Amount of Bonds	\$2,990,000	\$3,100,000	\$3,170,000
<u>Plus: Original Issue Premium</u>	<u>\$143,209</u>	<u>\$38,178</u>	<u>(\$30,398)</u>
Total Sources of Funds	\$3,133,209	\$3,138,178	\$3,139,602
Project Fund	\$3,000,000	\$3,000,000	\$3,000,000
Less: Financing Cost ⁽¹⁾	\$95,834	\$99,428	\$99,977
<u>Underwriter's Discount ⁽¹⁾</u>	<u>\$37,375</u>	<u>\$38,750</u>	<u>\$39,625</u>
Total Uses of Funds	\$3,133,209	\$3,138,178	\$3,139,602

Interest Rate, Debt Service and Tax Rate Impact

	Scenario One <u>20 Year Amort.</u>	Scenario Two <u>25 Year Amort.</u>	Scenario Three <u>30 Year Amort.</u>
True Interest Cost ⁽²⁾	4.22%	4.51%	4.69%
Total Principal and Interest	\$4,652,500	\$5,239,145	\$5,842,379
Amortization	20 years	25 years	30 years
Avg. Annual P&I	\$232,625	\$209,566	\$194,746
Existing Utility Customers	880		
Annual cost per Customer	\$264	\$238	\$221
Monthly cost per Customer	\$22.03	\$19.85	\$18.44

Notes

(1) Estimated, subject to change.

(2) Assumes "AA" rated tax-exempt interest rate as of 5/6/2026 plus 0.25%. Subject to change at any time.

City of Dalworthington Gardens, Texas
General Obligation Bonds, Series 2026
Funding of \$2,000,000 Streets/Drainage Project(s)
Scenario One - Level Debt Payment Structure

Fiscal Year Ending 9/30	Actual / Preliminary / Projected Growth Factor ⁽¹⁾	Actual / Preliminary / Projected Taxable Assessed Valuation ⁽¹⁾	Existing Tax-Supported General Obligation Debt Service	GO 2026 Project Fund \$2,000,000 TIC = 4.22% ⁽²⁾ Total D/S	NET NEW Tax-Supported General Obligation Debt Service	Debt Service (I&S) Tax Rate ⁽³⁾	Variance to Current I&S Rate of \$0.08301 Tax Rate ⁽³⁾
2026	2.2%	\$543,776,318	\$364,894	\$0	\$364,894	\$0.08301	NA
2027	-3.1%	\$527,157,219	362,769	82,994	445,763	\$0.08585	\$0.00284
2028	0.0%	\$527,157,219	360,294	94,850	455,144	\$0.08765	\$0.00465
2029	0.0%	\$527,157,219	367,444	163,100	530,544	\$0.10218	\$0.01917
2030	0.0%	\$527,157,219	364,219	164,475	528,694	\$0.10182	\$0.01881
2031	0.0%	\$527,157,219	365,719	165,600	531,319	\$0.10232	\$0.01932
2032	0.0%	\$527,157,219	366,313	166,475	532,788	\$0.10261	\$0.01960
2033	0.0%	\$527,157,219	361,700	162,225	523,925	\$0.10090	\$0.01789
2034	0.0%	\$527,157,219	366,697	162,850	529,547	\$0.10198	\$0.01897
2035	0.0%	\$527,157,219	363,303	163,225	526,528	\$0.10140	\$0.01839
2036	0.0%	\$527,157,219	362,309	163,350	525,659	\$0.10123	\$0.01823
2037	0.0%	\$527,157,219	361,363	163,225	524,588	\$0.10103	\$0.01802
2038	0.0%	\$527,157,219	365,413	162,850	528,263	\$0.10174	\$0.01873
2039	0.0%	\$527,157,219	364,013	167,100	531,113	\$0.10228	\$0.01928
2040	0.0%	\$527,157,219	361,875	165,975	527,850	\$0.10166	\$0.01865
2041	0.0%	\$527,157,219	354,038	164,600	518,638	\$0.09988	\$0.01687
2042	0.0%	\$527,157,219	301,269	162,975	464,244	\$0.08941	\$0.00640
2043	0.0%	\$527,157,219	0	166,700	166,700	\$0.03210	(\$0.05090)
2044	0.0%	\$527,157,219	0	165,800	165,800	\$0.03193	(\$0.05108)
2045	0.0%	\$527,157,219	0	164,700	164,700	\$0.03172	(\$0.05129)
2046	0.0%	\$527,157,219	0	163,300	163,300	\$0.03145	(\$0.05156)
			\$6,113,628	\$3,136,369	\$9,249,997		
			\$367,444	\$532,788	\$165,344	\$0.10261	\$0.01960
			Max. Annual Existing P&I	Max. Annual P&I after Debt Issuance	Variance	Max. I&S Rate	Max. Impact to I&S Tax Rate

Notes

(1) Fiscal Year 2026 TAV is actual and Fiscal Year 2027 TAV is preliminary as provided by Tarrant Appraisal District at 97% capture.

Assumes no TAV annual growth.

(2) Assumes "AA" rated tax-exempt interest rate as of 5/6/2026 plus 0.25%. Subject to change at any time.

(3) Fiscal Year 2026 Actual I&S Tax Rate = \$0.083009. Calculation assumes 98.50% collections.

City of Dalworthington Gardens, Texas
General Obligation Bonds, Series 2026
Funding of \$2,000,000 Streets/Drainage Project(s)
Scenario Two - Debt Payment Wrap Structure

Fiscal Year Ending 9/30	Actual / Preliminary / Projected	Actual / Preliminary / Projected	Existing Tax-Supported General Obligation Debt Service	GO 2026 Project Fund \$2,000,000 TIC = 4.52% ⁽²⁾ Total D/S	NET NEW Tax-Supported General Obligation Debt Service	Debt Service (I&S) Tax Rate ⁽³⁾	Variance to Current I&S Rate of \$0.08301 Tax Rate ⁽³⁾
	Growth Factor ⁽¹⁾	Assessed Valuation ⁽¹⁾					
2026	2.2%	\$543,776,318	\$364,894	\$0	\$364,894	\$0.08301	NA
2027	-3.1%	\$527,157,219	\$362,769	\$80,396	443,165	\$0.08535	\$0.00234
2028	0.0%	\$527,157,219	\$360,294	\$91,881	452,175	\$0.08708	\$0.00407
2029	0.0%	\$527,157,219	\$367,444	\$106,506	473,950	\$0.09128	\$0.00827
2030	0.0%	\$527,157,219	\$364,219	\$110,631	474,850	\$0.09145	\$0.00844
2031	0.0%	\$527,157,219	\$365,719	\$109,631	475,350	\$0.09155	\$0.00854
2032	0.0%	\$527,157,219	\$366,313	\$108,631	474,944	\$0.09147	\$0.00846
2033	0.0%	\$527,157,219	\$361,700	\$112,506	474,206	\$0.09133	\$0.00832
2034	0.0%	\$527,157,219	\$366,697	\$106,381	473,078	\$0.09111	\$0.00810
2035	0.0%	\$527,157,219	\$363,303	\$110,256	473,559	\$0.09120	\$0.00819
2036	0.0%	\$527,157,219	\$362,309	\$109,006	471,316	\$0.09077	\$0.00776
2037	0.0%	\$527,157,219	\$361,363	\$112,631	473,994	\$0.09128	\$0.00828
2038	0.0%	\$527,157,219	\$365,413	\$106,256	471,669	\$0.09084	\$0.00783
2039	0.0%	\$527,157,219	\$364,013	\$109,881	473,894	\$0.09127	\$0.00826
2040	0.0%	\$527,157,219	\$361,875	\$113,256	475,131	\$0.09150	\$0.00849
2041	0.0%	\$527,157,219	\$354,038	\$116,381	470,419	\$0.09060	\$0.00759
2042	0.0%	\$527,157,219	\$301,269	\$172,881	474,150	\$0.09131	\$0.00831
2043	0.0%	\$527,157,219	\$0	\$472,181	472,181	\$0.09094	\$0.00793
2044	0.0%	\$527,157,219	\$0	\$470,481	470,481	\$0.09061	\$0.00760
2045	0.0%	\$527,157,219	\$0	\$473,081	473,081	\$0.09111	\$0.00810
2046	0.0%	\$527,157,219	\$0	\$474,591	474,591	\$0.09140	\$0.00839
			\$6,113,628	\$3,667,449	\$9,781,078		
			\$367,444	\$474,591	\$107,147	\$0.09155	\$0.00854
			Max. Annual Existing P&I	Max. Annual P&I after Debt Issuance	Variance	Max. I&S Rate	Max. Impact to I&S Tax Rate

Notes

- (1) Fiscal Year 2026 TAV is actual and Fiscal Year 2027 TAV is preliminary as provided by Tarrant Appraisal District at 97% capture. Assumes no TAV annual growth.
- (2) Assumes "AA" rated tax-exempt interest rate as of 5/6/2026 plus 0.25%. Subject to change at any time.
- (3) Fiscal Year 2026 Actual I&S Tax Rate = \$0.083009. Calculation assumes 98.50% collections.

City of Dalworthington Gardens, Texas
Certificates of Obligation, Series 2026
Funding of \$3,000,000 Utility System Improvements
Scenario One - 20 Years

Impact of Debt Issuance per Customer

Fiscal Year Ending 9/30	Project Fund = \$3,000,000 True Interest Cost = 4.22% ⁽¹⁾			Current Utility Customers	Impact per Customer	
	Principal	Interest	Total D/S		Annual	Monthly
2026	\$0	\$0	\$0			
2027	\$0	\$123,200	\$123,200	880	\$140	\$11.67
2028	\$0	\$140,800	\$140,800	880	\$160	\$13.33
2029	\$105,000	\$138,175	\$243,175	880	\$276	\$23.03
2030	\$110,000	\$132,800	\$242,800	880	\$276	\$22.99
2031	\$115,000	\$127,175	\$242,175	880	\$275	\$22.93
2032	\$125,000	\$121,175	\$246,175	880	\$280	\$23.31
2033	\$130,000	\$114,800	\$244,800	880	\$278	\$23.18
2034	\$135,000	\$108,175	\$243,175	880	\$276	\$23.03
2035	\$145,000	\$101,175	\$246,175	880	\$280	\$23.31
2036	\$150,000	\$93,800	\$243,800	880	\$277	\$23.09
2037	\$160,000	\$86,050	\$246,050	880	\$280	\$23.30
2038	\$165,000	\$77,925	\$242,925	880	\$276	\$23.00
2039	\$175,000	\$69,425	\$244,425	880	\$278	\$23.15
2040	\$185,000	\$60,425	\$245,425	880	\$279	\$23.24
2041	\$190,000	\$51,050	\$241,050	880	\$274	\$22.83
2042	\$200,000	\$41,300	\$241,300	880	\$274	\$22.85
2043	\$210,000	\$32,100	\$242,100	880	\$275	\$22.93
2044	\$220,000	\$23,500	\$243,500	880	\$277	\$23.06
2045	\$230,000	\$14,500	\$244,500	880	\$278	\$23.15
2046	\$240,000	\$4,950	\$244,950	880	\$278	\$23.20
	\$2,990,000	\$1,662,500	\$4,652,500			

Impact of Debt Issuance on Budget per Customer⁽²⁾

Fiscal Year Ending 9/30	2026 Approved Budget Cashflow Available	2026 Approved Budget Surplus / (Deficit)	Current Utility Customers	Deficit per Customer	
				Annual	Monthly
2026					
2027	\$20,636	(\$102,564)	880	\$117	\$9.71
2028	\$20,636	(\$120,164)	880	\$137	\$11.38
2029	\$20,636	(\$222,539)	880	\$253	\$21.07
2030	\$20,636	(\$222,164)	880	\$252	\$21.04
2031	\$20,636	(\$221,539)	880	\$252	\$20.98
2032	\$20,636	(\$225,539)	880	\$256	\$21.36
2033	\$20,636	(\$224,164)	880	\$255	\$21.23
2034	\$20,636	(\$222,539)	880	\$253	\$21.07
2035	\$20,636	(\$225,539)	880	\$256	\$21.36
2036	\$20,636	(\$223,164)	880	\$254	\$21.13
2037	\$20,636	(\$225,414)	880	\$256	\$21.35
2038	\$20,636	(\$222,289)	880	\$253	\$21.05
2039	\$20,636	(\$223,789)	880	\$254	\$21.19
2040	\$20,636	(\$224,789)	880	\$255	\$21.29
2041	\$20,636	(\$220,414)	880	\$250	\$20.87
2042	\$20,636	(\$220,664)	880	\$251	\$20.90
2043	\$20,636	(\$221,464)	880	\$252	\$20.97
2044	\$20,636	(\$222,864)	880	\$253	\$21.10
2045	\$20,636	(\$223,864)	880	\$254	\$21.20
2046	\$20,636	(\$224,314)	880	\$255	\$21.24

Notes

- (1) Assumes "AA" rated tax-exempt interest rate as of 5/6/2026 plus 0.25%. Subject to change at any time.
- (2) Based on the City's approved 2026 Budget. Includes Investment Income revenues and Capital Outlay expenditures.

City of Dalworthington Gardens, Texas
Certificates of Obligation, Series 2026
Funding of \$3,000,000 Utility System Improvements
Scenario Two - 25 Years

Impact of Debt Issuance per Customer

Fiscal Year Ending 9/30	Project Fund = \$3,000,000 True Interest Cost = 4.51% ⁽¹⁾			Current Utility Customers	Impact per Customer	
	Principal	Interest	Total D/S		Annual	Monthly
	2026	\$0	\$0		\$0	
2027	\$0	\$124,879	\$124,879	880	\$142	\$11.83
2028	\$0	\$142,719	\$142,719	880	\$162	\$13.52
2029	\$75,000	\$140,844	\$215,844	880	\$245	\$20.44
2030	\$80,000	\$136,969	\$216,969	880	\$247	\$20.55
2031	\$85,000	\$132,844	\$217,844	880	\$248	\$20.63
2032	\$90,000	\$128,469	\$218,469	880	\$248	\$20.69
2033	\$90,000	\$123,969	\$213,969	880	\$243	\$20.26
2034	\$95,000	\$119,344	\$214,344	880	\$244	\$20.30
2035	\$100,000	\$114,469	\$214,469	880	\$244	\$20.31
2036	\$105,000	\$109,344	\$214,344	880	\$244	\$20.30
2037	\$110,000	\$103,969	\$213,969	880	\$243	\$20.26
2038	\$120,000	\$98,219	\$218,219	880	\$248	\$20.66
2039	\$125,000	\$92,094	\$217,094	880	\$247	\$20.56
2040	\$130,000	\$85,719	\$215,719	880	\$245	\$20.43
2041	\$135,000	\$79,094	\$214,094	880	\$243	\$20.27
2042	\$145,000	\$72,094	\$217,094	880	\$247	\$20.56
2043	\$150,000	\$65,469	\$215,469	880	\$245	\$20.40
2044	\$155,000	\$59,369	\$214,369	880	\$244	\$20.30
2045	\$165,000	\$52,969	\$217,969	880	\$248	\$20.64
2046	\$170,000	\$46,163	\$216,163	880	\$246	\$20.47
2047	\$180,000	\$38,719	\$218,719	880	\$249	\$20.71
2048	\$185,000	\$30,734	\$215,734	880	\$245	\$20.43
2049	\$195,000	\$22,422	\$217,422	880	\$247	\$20.59
2050	\$205,000	\$13,672	\$218,672	880	\$248	\$20.71
2051	\$210,000	\$4,594	\$214,594	880	\$244	\$20.32
	\$3,100,000	\$2,139,145	\$5,239,145			

Impact of Debt Issuance on Budget per Customer⁽²⁾

Fiscal Year Ending 9/30	2026	2026	Current Utility Customers	Deficit per Customer	
	Approved Budget Cashflow Available	Approved Budget Surplus / (Deficit)		Annual	Monthly
	2026				
2027	\$20,636	(\$104,243)	880	\$118	\$9.87
2028	\$20,636	(\$122,083)	880	\$139	\$11.56
2029	\$20,636	(\$195,208)	880	\$222	\$18.49
2030	\$20,636	(\$196,333)	880	\$223	\$18.59
2031	\$20,636	(\$197,208)	880	\$224	\$18.67
2032	\$20,636	(\$197,833)	880	\$225	\$18.73
2033	\$20,636	(\$193,333)	880	\$220	\$18.31
2034	\$20,636	(\$193,708)	880	\$220	\$18.34
2035	\$20,636	(\$193,833)	880	\$220	\$18.36
2036	\$20,636	(\$193,708)	880	\$220	\$18.34
2037	\$20,636	(\$193,333)	880	\$220	\$18.31
2038	\$20,636	(\$197,583)	880	\$225	\$18.71
2039	\$20,636	(\$196,458)	880	\$223	\$18.60
2040	\$20,636	(\$195,083)	880	\$222	\$18.47
2041	\$20,636	(\$193,458)	880	\$220	\$18.32
2042	\$20,636	(\$196,458)	880	\$223	\$18.60
2043	\$20,636	(\$194,833)	880	\$221	\$18.45
2044	\$20,636	(\$193,733)	880	\$220	\$18.35
2045	\$20,636	(\$197,333)	880	\$224	\$18.69
2046	\$20,636	(\$195,527)	880	\$222	\$18.52
2047	\$20,636	(\$198,083)	880	\$225	\$18.76
2048	\$20,636	(\$195,098)	880	\$222	\$18.48
2049	\$20,636	(\$196,786)	880	\$224	\$18.64
2050	\$20,636	(\$198,036)	880	\$225	\$18.75
2051	\$20,636	(\$193,958)	880	\$220	\$18.37

Notes

- (1) Assumes "AA" rated tax-exempt interest rate as of 5/6/2026 plus 0.25%. Subject to change at any time.
- (2) Based on the City's approved 2026 Budget. Includes Investment Income revenues and Capital Outlay expenditures.

City of Dalworthington Gardens, Texas
Certificates of Obligation, Series 2026
Funding of \$3,000,000 Utility System Improvements
Scenario Three - 30 Years

Impact of Debt Issuance per Customer

Impact of Debt Issuance on Budget per Customer⁽²⁾

Fiscal Year Ending 9/30	Project Fund = \$3,000,000 True Interest Cost = 4.69% ⁽¹⁾			Current Utility Customers	Impact per Customer	
	Principal	Interest	Total D/S		Annual	Monthly
2026	\$0	\$0	\$0	880	\$144	\$12.02
2027	\$0	\$126,913	\$126,913	880	\$165	\$13.74
2028	\$0	\$145,044	\$145,044	880	\$226	\$18.81
2029	\$55,000	\$143,669	\$198,669	880	\$228	\$19.01
2030	\$60,000	\$140,794	\$200,794	880	\$225	\$18.73
2031	\$60,000	\$137,794	\$197,794	880	\$227	\$18.91
2032	\$65,000	\$134,669	\$199,669	880	\$229	\$19.06
2033	\$70,000	\$131,294	\$201,294	880	\$225	\$18.73
2034	\$70,000	\$127,794	\$197,794	880	\$226	\$18.86
2035	\$75,000	\$124,169	\$199,169	880	\$228	\$18.97
2036	\$80,000	\$120,294	\$200,294	880	\$229	\$19.05
2037	\$85,000	\$116,169	\$201,169	880	\$224	\$18.65
2038	\$85,000	\$111,919	\$196,919	880	\$224	\$18.71
2039	\$90,000	\$107,544	\$197,544	880	\$225	\$18.74
2040	\$95,000	\$102,919	\$197,919	880	\$225	\$18.75
2041	\$100,000	\$98,044	\$198,044	880	\$225	\$18.74
2042	\$105,000	\$92,919	\$197,919	880	\$225	\$18.76
2043	\$110,000	\$88,094	\$198,094	880	\$226	\$18.81
2044	\$115,000	\$83,594	\$198,594	880	\$226	\$18.83
2045	\$120,000	\$78,894	\$198,894	880	\$226	\$18.84
2046	\$125,000	\$73,916	\$198,916	880	\$226	\$18.80
2047	\$130,000	\$68,494	\$198,494	880	\$225	\$18.72
2048	\$135,000	\$62,697	\$197,697	880	\$224	\$18.63
2049	\$140,000	\$56,681	\$196,681	880	\$228	\$18.97
2050	\$150,000	\$50,338	\$200,338	880	\$226	\$18.81
2051	\$155,000	\$43,666	\$198,666	880	\$229	\$19.09
2052	\$165,000	\$36,563	\$201,563	880	\$226	\$18.85
2053	\$170,000	\$29,025	\$199,025	880	\$229	\$19.05
2054	\$180,000	\$21,150	\$201,150	880	\$225	\$18.74
2055	\$185,000	\$12,938	\$197,938	880	\$227	\$18.88
2056	\$195,000	\$4,388	\$199,388	880		
	\$3,170,000	\$2,672,379	\$5,842,379			

Fiscal Year Ending 9/30	2026 Approved Budget Cashflow Available	2026 Approved Budget Surplus / (Deficit)	Current Utility Customers	Deficit per Customer	
				Annual	Monthly
2026			880	\$121	\$10.06
2027	\$20,636	(\$106,277)	880	\$141	\$11.78
2028	\$20,636	(\$124,408)	880	\$202	\$16.86
2029	\$20,636	(\$178,033)	880	\$205	\$17.06
2030	\$20,636	(\$180,158)	880	\$201	\$16.78
2031	\$20,636	(\$177,158)	880	\$203	\$16.95
2032	\$20,636	(\$179,033)	880	\$205	\$17.11
2033	\$20,636	(\$180,658)	880	\$201	\$16.78
2034	\$20,636	(\$177,158)	880	\$203	\$16.91
2035	\$20,636	(\$178,533)	880	\$204	\$17.01
2036	\$20,636	(\$179,658)	880	\$205	\$17.10
2037	\$20,636	(\$180,533)	880	\$200	\$16.69
2038	\$20,636	(\$176,283)	880	\$201	\$16.75
2039	\$20,636	(\$176,908)	880	\$201	\$16.79
2040	\$20,636	(\$177,283)	880	\$202	\$16.80
2041	\$20,636	(\$177,408)	880	\$201	\$16.79
2042	\$20,636	(\$177,283)	880	\$202	\$16.80
2043	\$20,636	(\$177,458)	880	\$202	\$16.85
2044	\$20,636	(\$177,958)	880	\$203	\$16.88
2045	\$20,636	(\$178,258)	880	\$203	\$16.88
2046	\$20,636	(\$178,280)	880	\$202	\$16.84
2047	\$20,636	(\$177,858)	880	\$201	\$16.77
2048	\$20,636	(\$177,061)	880	\$200	\$16.67
2049	\$20,636	(\$176,045)	880	\$204	\$17.02
2050	\$20,636	(\$179,702)	880	\$202	\$16.86
2051	\$20,636	(\$178,030)	880	\$206	\$17.13
2052	\$20,636	(\$180,927)	880	\$203	\$16.89
2053	\$20,636	(\$178,389)	880	\$205	\$17.09
2054	\$20,636	(\$180,514)	880	\$201	\$16.79
2055	\$20,636	(\$177,302)	880	\$203	\$16.93
2056	\$20,636	(\$178,752)	880		

Notes

- (1) Assumes "AA" rated tax-exempt interest rate as of 5/6/2026 plus 0.25%. Subject to change at any time.
- (2) Based on the City's approved 2026 Budget. Includes Investment Income revenues and Capital Outlay expenditures.

City of Dalworthington Gardens, Texas

General Obligation Bonds, Series 2026 (Streets)

Combination Tax and Revenue Certificates of Obligation, Series 2026 (Sewer)

May-26							Jun-26							Jul-26							Aug-26							Sep-26						
S	M	T	W	Th	F	S	S	M	T	W	Th	F	S	S	M	T	W	Th	F	S	S	M	T	W	Th	F	S	S	M	T	W	Th	F	S
					1	2		1	2	3	4	5	6				1	2	3	4							1			1	2	3	4	5
3	4	5	6	7	8	9	7	8	9	10	11	12	13	5	6	7	8	9	10	11	2	3	4	5	6	7	8	6	7	8	9	10	11	12
10	11	12	13	14	15	16	14	15	16	17	18	19	20	12	13	14	15	16	17	18	9	10	11	12	13	14	15	13	14	15	16	17	18	19
17	18	19	20	21	22	23	21	22	23	24	25	26	27	19	20	21	22	23	24	25	16	17	18	19	20	21	22	20	21	22	23	24	25	26
24	25	26	27	28	29	30	28	29	30					26	27	28	29	30	31		23	24	25	26	27	28	29	27	28	29	30			
31														30	31						30	31												

Holiday

Holiday

Holiday

Holiday

City Council meetings held 3rd Thursday of every month at 7 p.m. at City Hall, 2600 Roosevelt Drive, Dalworthington Gardens, TX 7601

Date	Event
Thursday, 05/21/26	<p><u>City Council Workshop Session</u></p> <p>1) Presentation of Draft Plan of Finance to Issue Certificates of Obligation, Series 2026 and General Obligation Bonds, Series 2026</p>
Thursday, 06/18/26	<p><u>City Council Meeting</u></p> <p>1) Presentation of Final Plan of Finance to Issue Certificates of Obligation, Series 2026 and General Obligation Bonds, Series 2026</p> <p>2) City Council approves Plan of Finance and directs Staff to work with Finance Team to Implement</p> <p>3) City Council considers a Resolution for Publication of a Notice of Intent to issue Certificates of Obligation, Series 2026</p>
Date TBD	<p><u>1st Publication of Notice of Intent to issue the Certificates of Obligation, Series 2026</u></p> <p>A) Notice to be on the City's website continuously until the Bond Issuance Ordinance is adopted</p> <p>B) 1st Notice must be published no later than 45 days prior to the debt sales / approval (<u>no later than July 5, 2026</u>)</p>
Date TBD	<p><u>Second publication of Notice of Intent to issue Certificates of Obligation, Series 2026</u></p> <p>A) 2nd Notice must be published 7 days after 1st notice</p>
Saturday, 07/25/26	Certification of Taxable Assessed Value
Thursday, 08/20/26	<p>Morning of August 20, 2026 - Pricing of Certificates of Obligation, Series 2026 and General Obligation Bonds, Series 2026</p> <p><u>City Council Meeting</u></p> <p>1) Presentation of the Results of Pricing and Final Transaction Numbers</p> <p>2) City Council considers and approves the Ordinances authorizing issuance of the Certificates of Obligation, Series 2026 and General Obligation Bonds, Series 2026</p>
Before Closing	Texas Attorney General Municipal Bond department reviews and approves the sale of Certificates of Obligation, Series 2026 and General Obligation Bonds, Series 2026
Wednesday, 09/16/26	<p><u>Closing of Certificates of Obligation, Series 2026 and General Obligation Bonds, Series 2026</u></p> <p>1) Delivery of funds to the City</p>

Notes

- 1) Schedule of Events is preliminary; subject to change.
- 2) Blue font indicates City Council agenda action items.

City of Dalworthington Gardens, Texas Historical Taxable Assessed Value

Tax Year	Fiscal Year	Historical Total Taxable Assessed Value (TAV)	Taxable Assessed Value Annual Growth			
			\$	%		
2026	2027	\$527,157,219 ⁽²⁾	(\$16,619,099)	-3.1%		
2025	2026	\$543,776,318	\$11,568,086	2.2%		
2024	2025	\$532,208,232	\$30,512,990	6.1%	<u>3-Yr Historical Average</u>	
2023	2024	\$501,695,242	\$55,274,397	12.4%	\$32,451,824	1.7%
2022	2023	\$446,420,845	\$42,257,757	10.5%		
2021	2022	\$404,163,088	\$12,246,991	3.1%	<u>5-Yr Historical Average</u>	
2020	2021	\$391,916,097	\$2,997,086	0.8%	\$30,372,044	5.6%
2019	2020	\$388,919,011	\$19,059,320	5.2%		
2018	2019	\$369,859,691	\$8,116,775	2.2%	<u>10-Yr Historical Average</u>	
2017	2018	\$361,742,916	\$10,646,828	3.0%	\$20,235,151	4.2%
2016	2017	\$351,096,088	\$9,671,278	2.8%		

Notes:

(1) Sources: Municipal Advisory Council of Texas and Tarrant Appraisal District

(2) Preliminary value provided by Tarrant Appraisal District and assumes 97% capture after protests. Subject to change.

City of Dalworthington Gardens, Texas

Historical Ad Valorem Tax Rate

<u>Tax Year</u>	<u>Fiscal Year</u>	<u>I&S Rate</u>	<u>Change (\$) from Prior Year</u>	<u>M&O Rate</u>	<u>Change (\$) from Prior Year</u>	<u>Total Tax Rate</u>	<u>Change (\$) from Prior Year</u>
2025	2026	\$0.08301	(\$0.0004)	\$0.54233	\$0.0097	\$0.6253	\$0.0093
2024	2025	\$0.08343	\$0.0000	\$0.53261	\$0.0042	\$0.6160	\$0.0042
2023	2024	\$0.08340	(\$0.0140)	\$0.52840	(\$0.0393)	\$0.6118	(\$0.0533)
2022	2023	\$0.09740	\$0.0054	\$0.56770	\$0.0012	\$0.6651	\$0.0066
2021	2022	\$0.09200	\$0.0000	\$0.56650	\$0.0219	\$0.6585	\$0.0219
2020	2021	\$0.09200	\$0.0000	\$0.54460	\$0.0566	\$0.6366	\$0.0566
2019	2020	\$0.09200	\$0.0000	\$0.48800	\$0.0000	\$0.5800	\$0.0000
2018	2019	\$0.09200	\$0.0054	\$0.48800	\$0.2002	\$0.5800	\$0.2056
2017	2018	\$0.08660	\$0.0504	\$0.28780	\$0.0500	\$0.3744	\$0.1004
2016	2017	\$0.03620	(\$0.0170)	\$0.23780	\$0.0373	\$0.2740	\$0.0203
2015	2016	\$0.05320	\$0.0532	\$0.20050	\$0.2005	\$0.2537	\$0.2537

Sources:

Municipal Advisory Council of Texas and Tarrant Central Appraisal District

**City Council
Staff Agenda Report**

Agenda Item 9h.

Agenda Subject: Discuss and possible action on entering into a memorandum of agreement with the United States Immigration and Custom Enforcement.		
Meeting Date: May 21, 2026	Financial Considerations: Budgeted: <input type="checkbox"/> Yes <input type="checkbox"/> No <input checked="" type="checkbox"/> N/A	Strategic Vision Pillar: <input type="checkbox"/> Financial Stability <input type="checkbox"/> Appearance of City <input checked="" type="checkbox"/> Operations Excellence <input type="checkbox"/> Infrastructure Improvements/Upgrade <input type="checkbox"/> Building Positive Image <input type="checkbox"/> Economic Development <input type="checkbox"/> Educational Excellence

Prior Council Action:
None

Background Information:

The Department of Public Safety (DPS) is seeking approval of the attached Memorandum of Agreement (MOA) with U.S. Immigration and Customs Enforcement (ICE) under the “Task Force” model. This agreement is expected to provide a significant financial benefit to the City while having minimal to no impact on DPS operations. Additional details will be presented during executive session in consultation with the City Attorney.

Recommended Action/Motion:

Motion to approve the MOA agreement with United States Immigration and Custom Enforcement.

Attachments:

Proposed MOA Agreement

287(g) Benefits



U.S. Immigration
and Customs
Enforcement

Your Agency + Federal Law Enforcement = **SAFER COMMUNITIES**

ICE's 287(g) Program empowers your law enforcement agency to enforce some aspects of U.S. immigration law to make your community safer. Under this program's designated authorities, your agency can:

- ▶ **Identify** and process removable aliens with pending or active criminal charges.
- ▶ **Enforce** limited immigration law with ICE oversight during routine duties.
- ▶ **Serve** and execute administrative warrants on aliens in your jail.

287(g) Benefits:

- ▶ Enhanced public safety
- ▶ Free training
- ▶ Possible eligibility for federal payments through a DOJ program

How to Sign Up for the 287(g) Program:

- ▶ Complete a signed letter of interest.
- ▶ Fill out a memorandum of agreement for the program model you want to use.
- ▶ Submit your letter of interest and memorandum of agreement to ERO287g@ICE.dhs.gov.

3 WAYS Your Agency Can Join Forces With ICE

Jail Enforcement Model	Task Force Model	Warrant Service Officer Program
Allows your officers to identify and process removable aliens who have pending or active criminal charges.	Allows your officers to identify and report suspected aliens not charged with crimes (under ICE oversight) and exercise limited immigration authority on ICE-led task forces.	Allows your officers to serve and execute administrative warrants on aliens in your custody.

- ▶ These programs are only available to officers and agencies with signed MOAs with ICE.

Task Force Model Reimbursement Plan Benefits

If LEAs sign the TFM MOA they will receive:

- ▶ \$7,500 for equipment per trained TFO, per quarter
- ▶ \$7,500 for Information Technology (IT) per trained TFO, per quarter
- ▶ \$100,000 for new vehicles per MOA
- ▶ Salary and benefits reimbursed per trained TFO
- ▶ Overtime funds up to 25% of salary



MEMORANDUM OF AGREEMENT
287(g) Task Force Model

This Memorandum of Agreement (MOA) constitutes an agreement between United States Immigration and Customs Enforcement (ICE), a component of the Department of Homeland Security (DHS), and the _____, pursuant to which ICE delegates to nominated, trained, and certified officers or employees of the _____ (hereinafter interchangeably referred to as “Law Enforcement Agency” (LEA)), the authority to perform certain immigration enforcement functions as specified herein. The LEA represents _____ in the implementation and administration of this MOA. The LEA and ICE enter into this MOA in good faith and agree to abide by the terms and conditions contained herein. The ICE and LEA points of contact for purposes of this MOA are identified in Appendix A.

I. PURPOSE

The purpose of this MOA is to set forth the terms and conditions pursuant to which selected LEA personnel (participating LEA personnel) will be nominated, trained, and thereafter be approved by ICE to perform certain functions of an immigration officer under the direction and supervision of ICE within the LEA’s jurisdiction. This MOA sets forth the scope of the immigration officer functions that DHS is authorizing the participating LEA personnel to perform. Nothing contained herein shall otherwise limit the jurisdiction and powers normally possessed by participating LEA personnel as members of the LEA. However, the exercise of the immigration enforcement authority granted under this MOA to participating LEA personnel shall occur only as provided in this MOA. This MOA also describes the complaint procedures available to members of the public regarding immigration enforcement actions taken pursuant to this agreement by participating LEA personnel.

II. AUTHORITY

Section 287(g) of the Immigration and Nationality Act (INA), codified at 8 U.S.C. § 1357(g), as amended by the Homeland Security Act of 2002, Public Law 107-296, authorizes the Secretary of Homeland Security, or her designee, to enter into written agreements with a State or any political subdivision of a State so that qualified officers and employees can perform certain functions of an immigration officer. This MOA constitutes such a written agreement.

III. POLICY

This MOA sets forth the scope of the immigration officer functions that DHS is authorizing the participating LEA personnel to perform. It sets forth with specificity the duration of the authority conveyed and the specific lines of authority, including the requirement that participating LEA personnel be subject to ICE direction and supervision while performing delegated immigration officer functions pursuant to this MOA. For the purposes of this MOA, ICE officers will provide direction and supervision for participating LEA personnel only as to immigration enforcement functions as authorized in this MOA. The LEA retains supervision of all other aspects of the employment and performance of duties of participating LEA personnel.

IV. TRAINING AND ASSIGNMENTS

Before participating LEA personnel receive authorization to perform immigration officer functions granted under this MOA, they must successfully complete mandatory training on relevant administrative, legal, and operational issues tailored to the immigration enforcement functions to be performed as provided by ICE instructors and thereafter pass examinations equivalent to those given to ICE officers. The mandatory training may be made available to the LEA in both in-person and online, recorded or virtual-meeting formats, as determined by ICE. Only participating LEA personnel who are nominated, trained, certified, and authorized, as set out herein, have authority pursuant to this MOA to conduct the delegated immigration officer functions, under ICE direction and supervision, enumerated in this MOA.

Upon the LEA's agreement, participating LEA personnel performing immigration-related duties pursuant to this MOA will be assigned to various units, teams, or task forces designated by ICE.

V. DESIGNATION OF AUTHORIZED FUNCTIONS

For the purposes of this MOA, participating LEA personnel are authorized to perform the following functions pursuant to the stated authorities, subject to the limitations contained in this MOA:

- The power and authority to interrogate any alien or person believed to be an alien as to his right to be or remain in the United States (INA § 287(a)(1) and 8 C.F.R. § 287.5(a)(1)) and to process for immigration violations those individuals who have been arrested for State or Federal criminal offenses.
- The power and authority to arrest without a warrant any alien entering or attempting to unlawfully enter the United States in the officer's presence or view, or any alien in the United States, if the officer has reason to believe the alien to be arrested is in the United States in violation of law and is likely to escape before a warrant can be obtained. INA § 287(a)(2) and 8 C.F.R. § 287.5(c)(1). Subsequent to such arrest, the arresting officer must take the alien without unnecessary delay for examination before an immigration officer having authority to examine aliens as to their right to enter or remain in the United States.
- The power to arrest without warrant for felonies which have been committed and which are cognizable under any law of the United States regulating the admission, exclusion, expulsion, or removal of aliens, if the officer has reason to believe the alien to be arrested is in the United States in violation of law and is likely to escape before a warrant can be obtained. INA § 287(a)(4) and 8 C.F.R. § 287.5(c)(2).
- The power to serve and execute warrants of arrest for immigration violations under INA § 287(a) and 8 C.F.R. § 287.5(e)(3).
- The power and authority to administer oaths and to take and consider evidence (INA § 287(b) and 8 C.F.R. § 287.5(a)(2)) to complete required alien processing to include fingerprinting,

photographing, and interviewing, as well as the preparation of affidavits and the taking of sworn statements for ICE supervisory review.

- The power and authority to prepare charging documents (INA § 239, 8 C.F.R. § 239.1; INA § 238, 8 C.F.R. § 238.1; INA § 241(a)(5), 8 C.F.R. § 241.8; INA § 235(b)(1), 8 C.F.R. § 235.3) including the preparation of the Notice to Appear (NTA) or other charging document, as appropriate, for the signature of an ICE officer for aliens in categories established by ICE supervisors.
- The power and authority to issue immigration detainers (8 C.F.R. § 287.7) and I-213, Record of Deportable/Inadmissible Alien, for aliens in categories established by ICE supervisors.
- The power and authority to take and maintain custody of aliens arrested by ICE, or another State or local law enforcement agency on behalf of ICE. (8 C.F.R. § 287.5(c)(6))
- The power and authority to take and maintain custody of aliens arrested pursuant to the immigration laws and transport (8 C.F.R. § 287.5(c)(6)) such aliens to ICE-approved detention facilities.

VI. RESOLUTION OF LOCAL CHARGES

The LEA is expected to pursue to completion prosecution of any state or local charges that caused the alien to be taken into custody. ICE may assume custody of aliens who have been convicted of a state or local offense only after such aliens have concluded service of any sentence of incarceration. The ICE Enforcement and Removal Operations Field Office Director or designee shall assess on a case-by-case basis the appropriate actions for aliens who do not meet the above criteria based on special interests or other circumstances after processing by the LEA.

After notification to and coordination with the ICE supervisor, the alien whom participating LEA personnel have determined to be removable will be arrested on behalf of ICE by participating LEA personnel and be transported by the LEA on the same day to the relevant ICE detention office or facility.

VII. NOMINATION OF PERSONNEL

The chief officer of the LEA will nominate candidates for initial training and certification under this MOA. For each candidate, ICE may request any information necessary for a background check and to evaluate a candidate's suitability to participate in the enforcement of immigration authorities under this MOA. All candidates must be United States citizens. All candidates must have at least two years of LEA work experience. All candidates must be approved by ICE and must be able to qualify for appropriate federal security clearances and access to appropriate DHS and ICE databases/systems and associated applications.

Should a candidate not be approved, a substitute candidate may be submitted if time permits such substitution to occur without delaying the start of training. Any subsequent expansion in the number of participating LEA personnel or scheduling of additional training classes may be based

on an oral agreement of the parties but will be subject to all the requirements of this MOA.

VIII. TRAINING OF PERSONNEL

ICE will provide participating LEA personnel with the mandatory training tailored to the immigration functions to be performed. The mandatory training may be made available to the LEA in both in-person and online, recorded or virtual-meeting formats, as determined by ICE.

Training will include, among other things: (i) discussion of the terms and limitations of this MOA; (ii) the scope of immigration officer authority; (iii) relevant immigration law; (iv) the ICE Use of Force Policy; (v) civil rights laws; (vi) the detention of aliens; (vii) public outreach and complaint procedures; (viii) liability issues; (ix) cross-cultural issues; and (x) the obligations under federal law, including applicable treaties or international agreements, to make proper notification upon the arrest or detention of a foreign national.

Approximately one year after the participating LEA personnel are trained and certified, ICE may provide additional updated training on relevant administrative, legal, and operational issues related to the performance of immigration officer functions, unless either party terminates this MOA pursuant to Section XVIII below. Local training on relevant issues will be provided on an ongoing basis by ICE supervisors or a designated team leader.

IX. CERTIFICATION AND AUTHORIZATION

ICE will certify in writing the names of those LEA personnel who successfully complete training and pass all required testing. Upon certification, ICE will provide the participating LEA personnel with a signed authorization to perform specified functions of an immigration officer for an initial period of two years from the date of the authorization. ICE will also provide a copy of the authorization to the LEA. The ICE supervisory officer, or designated team leader, will evaluate the activities of all personnel certified under this MOA.

Authorization of participating LEA personnel to act pursuant to this MOA may be revoked at any time and for any reason by ICE or the LEA. Such revocation will require notification to the other party to this MOA within 48 hours. The chief officer of the LEA and ICE will be responsible for notification of the appropriate personnel in their respective agencies. The termination of this MOA, pursuant to Section XVIII below, shall constitute revocation of all immigration enforcement authorizations delegated herein.

X. COSTS AND EXPENDITURES

Participating LEA personnel will carry out designated functions at the LEA's expense, including salaries and benefits, local transportation, and official issue material. Whether or not the LEA receives financial reimbursement for such costs through a federal grant or other funding mechanism is not material to this MOA.

ICE is responsible for the installation and maintenance of the Information Technology (IT) infrastructure. The use of the IT infrastructure and the DHS/ICE IT security policies are

defined in the Interconnection Security Agreement (ISA). The ISA is the agreement between ICE's Chief Information Security Officer and the LEA's Designated Accreditation Authority. The LEA agrees that each of its sites using an ICE-provided network access or equipment will sign the ISA, which defines the DHS ICE 4300A Sensitive System Policy and Rules of Behavior for each user granted access to the DHS network and software applications. Failure to adhere to the terms of the ISA could result in the loss of all user privileges.

The LEA is responsible for personnel expenses, including, but not limited to, salaries and benefits, local transportation, and official issue material used in the execution of the LEA's mission. ICE will provide instructors and training materials. The LEA is responsible for the salaries and benefits, including any overtime, of all its personnel being trained or performing duties under this MOA and of those personnel performing the regular functions of the participating LEA personnel while they are receiving training. ICE is responsible for the costs of the LEA personnel's travel expenses while in a training status, as authorized by the Federal Travel Regulation and the ICE Travel Handbook. These expenses include housing, per diem and all transportation costs associated with getting to and from training. ICE is responsible for the salaries and benefits of all ICE personnel, including instructors and supervisors.

The LEA is responsible for providing all administrative supplies (e.g. paper, printer toner) necessary for normal office operations. The LEA is also responsible for providing the necessary security equipment, such as handcuffs, leg restraints, etc.

XI. ICE SUPERVISION

Immigration enforcement activities conducted by participating LEA personnel will be supervised and directed by ICE. Participating LEA personnel are not authorized to perform immigration officer functions except when working under the supervision or direction of ICE.

When operating in the field, participating LEA personnel shall contact an ICE supervisor at the time of exercising the authority in this MOA, or as soon as is practicable thereafter, for guidance. The actions of participating LEA personnel will be reviewed by the ICE supervisory officers on an ongoing basis to ensure compliance with the requirements of the immigration laws and procedures and to assess the need for additional training or guidance for that specific individual.

For the purposes of this MOA, ICE officers will provide supervision of participating LEA personnel only as to immigration enforcement functions. The LEA retains supervision of all other aspects of the employment of and performance of duties by participating LEA personnel.

In the absence of a written agreement to the contrary, the policies and procedures to be utilized by the participating LEA personnel in exercising these authorities shall be DHS and ICE policies and procedures, including the ICE Use of Force Policy. However, when engaged in immigration enforcement activities, no participating LEA personnel will be expected or required to violate or otherwise fail to maintain the LEA's rules, standards, or policies, or be required to fail to abide by restrictions or limitations as may otherwise be imposed by law unless doing so would violate

federal law.

If a conflict arises between an order or direction of an ICE supervisory officer and LEA rules, standards, or policies, the conflict shall be promptly reported to ICE, and the chief officer of the LEA, or designee, when circumstances safely allow the concern to be raised. ICE and the chief officer of the LEA shall attempt to resolve the conflict.

Whenever possible, the LEA will deconflict all addresses, telephone numbers, and known or suspected identities of violators of the INA with ICE's Homeland Security Investigations or ICE's Enforcement and Removal Operations prior to taking any enforcement action. This deconfliction will, at a minimum include wants/warrants, criminal history, and a person's address, and vehicle check through TECS II or any successor system.

LEA participating personnel authorized pursuant to this MOA may be assigned and/or co-located with ICE as task force officers to assist ICE with criminal investigations.

XII. REPORTING REQUIREMENTS

The LEA will be responsible for tracking and maintaining accurate data and statistical information for their 287(g) program, including any specific tracking data requested by ICE. Upon ICE's request, such data and information shall be provided to ICE for comparison and verification with ICE's own data and statistical information, as well as for ICE's statistical reporting requirements and to assess the progress and success of the LEA's 287(g) program.

XIII. RELEASE OF INFORMATION TO THIRD PARTIES

The LEA may, at its discretion, communicate the substance of this agreement to the media and other parties expressing an interest in the law enforcement activities to be engaged in under this MOA. It is the practice of ICE to provide a copy of this MOA, only after it has been signed, to requesting media outlets; the LEA is authorized to do the same.

The LEA hereby agrees to coordinate with ICE prior to releasing any information relating to, or exchanged under, this MOA. For releases of information to the media, the LEA must coordinate in advance of release with the ICE Office of Public Affairs, which will consult with ICE Privacy Office for approval prior to any release. The points of contact for ICE and the LEA for this purpose are identified in Appendix C. For releases of information to all other parties, the LEA must coordinate in advance of release with the FOD or the FOD's representative.

Information obtained or developed as a result of this MOA, including any documents created by the LEA that contain information developed or obtained as a result of this MOA, is under the control of ICE and shall not be disclosed unless: 1) permitted by applicable laws, regulations, or executive orders; and 2) the LEA has coordinated in advance of release with (a) the ICE Office of Public Affairs, which will consult the ICE Privacy Office for approval, prior to any release to the media, or (b) an ICE officer prior to releases to all other parties. LEA questions regarding the

applicability of this section to requests for release of information shall be directed to an ICE officer.

Nothing herein limits LEA's compliance with state public records laws regarding those records that are solely state records and not ICE records.

The points of contact for ICE and the LEA for the above purposes are identified in Appendix C.

XIV. LIABILITY AND RESPONSIBILITY

Except as otherwise noted in this MOA or allowed by federal law, and to the extent required by 8 U.S.C. § 1357(g)(7) and (8), the LEA will be responsible and bear the costs of participating LEA personnel regarding their property or personal expenses incurred by reason of death, injury, or incidents giving rise to liability.

Participating LEA personnel will be treated as Federal employees for purposes of the Federal Tort Claims Act, 28 U.S.C. § 1346(b)(1), 2671-2680, and worker's compensation claims, 5 U.S.C. § 8101 et seq., when performing a function on behalf of ICE as authorized by this MOA. *See* 8 U.S.C. § 1357(g)(7); 28 U.S.C. § 2671. In addition, it is the understanding of the parties to this MOA that participating LEA personnel performing a function on behalf of ICE authorized by this MOA will be considered acting under color of federal authority for purposes of determining liability and immunity from suit under federal or state law. *See* 8 U.S.C. § 1357(g)(8).

Participating LEA personnel named as personal-capacity defendants in litigation arising from activities carried out under this MOA may request representation by the U.S. Department of Justice. *See* 28 C.F.R. § 50.15. Absent exceptional circumstances, such requests must be made in writing. LEA personnel who wish to submit a request for representation shall notify the local ICE Office of the Principal Legal Advisor (OPLA) field location at OPLA-DCLD-TortClaims@ice.dhs.gov. ICE OPLA, through its headquarters, will assist LEA personnel with the request for representation, including the appropriate forms and instructions. Unless OPLA concludes that representation clearly is unwarranted, it will forward the request for representation, any supporting documentation, and an advisory statement opining whether: 1) the requesting individual was acting within the scope of his/her authority under 8 U.S.C. § 1357(g) and this MOA; and, 2) such representation would be in the interest of the United States, to the Director of the Constitutional and Specialized Tort Litigation Section, Civil Division, Department of Justice (DOJ). Representation is granted at the discretion of DOJ; it is not an entitlement. *See* 28 C.F.R. § 50.15.

The LEA agrees to cooperate with any federal investigation related to this MOA to the full extent of its available powers, including providing access to appropriate databases, personnel, individuals in custody and documents. Failure to do so may result in the termination of this MOA. Failure of any participating LEA employee to cooperate in any federal investigation related to this MOA may result in revocation of such individual's authority provided under this MOA. The LEA agrees to cooperate with federal personnel conducting reviews to ensure compliance with the terms of this MOA and to provide access to appropriate databases, personnel, and documents necessary to complete such compliance review. It is understood that information provided by any LEA personnel under threat of disciplinary action in an administrative investigation cannot be

used against that individual in subsequent criminal proceedings, consistent with *Garrity v. New Jersey*, 385 U.S. 493 (1967), and its progeny.

As the activities of participating LEA personnel under this MOA derive from federal authority, the participating LEA personnel will comply with federal standards relating to the Supreme Court's decision in *Giglio v. United States*, 405 U.S. 150 (1972), and its progeny, which govern the disclosure of potential impeachment information about possible witnesses or affiants in a criminal case or investigation.

The LEA and ICE are each responsible for compliance with the Privacy Act of 1974, 5 U.S.C. § 552a, DHS Privacy Act regulations, 6 C.F.R. §§ 5.20-5.36, as applicable, and related system of records notices regarding data collection and use of information under this MOA.

XV. COMPLAINT PROCEDURES

The complaint reporting and resolution procedure for allegations of misconduct by participating LEA personnel, regarding activities undertaken under the authority of this MOA, is included at Appendix B.

XVI. CIVIL RIGHTS STANDARDS

Participating LEA personnel who perform certain federal immigration enforcement functions are bound by all applicable federal civil rights statutes and regulations.

Participating LEA personnel will provide an opportunity for subjects with limited English language proficiency to request an interpreter. Qualified foreign language interpreters will be provided by the LEA as needed.

XVII. MODIFICATION OF THIS MOA

Modifications of this MOA must be proposed in writing and approved by the signatories.

XVIII. EFFECTIVE DATE, SUSPENSION, AND TERMINATION OF THIS MOA

This MOA becomes effective upon signature of both parties and will remain in effect until either party terminates or suspends the MOA. Termination by the LEA shall be provided, in writing, to the local Field Office.

In instances where serious misconduct or violations of the terms of the MOA come to the attention of ICE, the ICE Director may, upon recommendation of the Executive Associate Director for Enforcement and Removal Operations, elect to immediately suspend the MOA pending investigation of the misconduct and/or violations.

Notice of the suspension will be provided to the LEA, and the notice will include, at a minimum, (1) an overview of the reason(s) that ICE is suspending the 287(g) agreement, (2) the length of the temporary suspension, and (3) how the LEA can provide ICE with information regarding the alleged

misconduct and/or violations, as well as any corrective measures it has undertaken.

ICE shall provide the LEA with a reasonable opportunity to respond to the alleged misconduct and/or violations and to take actions to implement corrective measures (e.g., replace the officer(s) who are the focus of the allegations). ICE will provide the LEA timely notice of a suspension being extended or vacated.

If the LEA is working to take corrective measures, ICE will generally not terminate an agreement. The termination of an agreement is generally reserved for instances involving problems that are unresolvable and detrimental to the 287(g) Program.

If ICE decides to move from suspension to termination, ICE will provide the LEA a 90-day notice in advance of the partnership being terminated. The notice will include, at a minimum: (1) An overview of the reason(s) that ICE seeks to terminate the 287(g) agreement; (2) All available data on the total number of aliens identified under the 287(g) agreement; and (3) Examples of egregious criminal aliens identified under the 287(g) agreement. ICE's decision to terminate a MOA will be published on ICE's website 90 days in advance of the MOA's termination.

This MOA does not, is not intended to, shall not be construed to, and may not be relied upon to create any rights, substantive or procedural, enforceable at law by any person in any matter, civil or criminal.

By signing this MOA, each party represents it is fully authorized to enter into this MOA, accepts the terms, responsibilities, obligations, and limitations of this MOA, and agrees to be bound thereto to the fullest extent allowed by law.

For the LEA:

Date: _____

Signature: _____

Name: _____

Title: _____

Agency: _____

For ICE:

Date: _____

Signature: _____

Name: _____

Title: _____

Agency: _____

APPENDIX A

POINTS OF CONTACT

The ICE and LEA points of contact for purposes of implementation of this MOA are:

For ICE: Department of Homeland Security
 Immigration and Customs Enforcement
 Enforcement and Removal Operations
 Assistant Director for Enforcement
 Washington DC

For the LEA: _____

APPENDIX B

COMPLAINT PROCEDURE

This MOA is an agreement between ICE and the _____, hereinafter referred to as the “Law Enforcement Agency” (LEA), in which selected LEA personnel are authorized to perform immigration enforcement duties in specific situations under federal authority. As such, the training, supervision, and performance of participating LEA personnel pursuant to the MOA, as well as the protections for individuals’ civil and constitutional rights, are to be monitored. Part of that monitoring will be accomplished through these complaint reporting and resolution procedures, which the parties to the MOA have agreed to follow.

If any participating LEA personnel are the subject of a complaint or allegation involving the violation of the terms of this MOA the LEA shall, to the extent allowed by state law, make timely notification to ICE.

Further, if the LEA is aware of a complaint or allegation of any sort that may result in that individual receiving professional discipline or becoming the subject of a criminal investigation or civil lawsuit, the LEA shall remove the designated LEA personnel from the program, until such time that the LEA has adjudicated the allegation.

The LEA will handle complaints filed against LEA personnel who are not designated and certified pursuant to this MOA but are acting in immigration functions in violation of this MOA. Any such complaints regarding non-designated LEA personnel acting in immigration functions must be forwarded to the ICE Office of Professional Responsibility (OPR) at ICEOPRIntake@ice.dhs.gov.

1. Complaint Reporting Procedures

Complaint reporting procedures shall be disseminated as appropriate by the LEA within facilities under its jurisdiction (in English and other languages as appropriate) in order to ensure that individuals are aware of the availability of such procedures. Complaints will be accepted from any source (e.g., ICE, LEA, participating LEA personnel, inmates, and the public).

Complaints may be reported to federal authorities as follows:

- A. Telephonically to the ICE OPR at the toll-free number 1-833-4ICE-OPR; or
- B. Via email at ICEOPRIntake@ice.dhs.gov.

Complaints may also be referred to and accepted by any of the following LEA entities:

- A. The LEA Internal Affairs Division; or
- B. The supervisor of any participating LEA personnel.

2. Review of Complaints

All complaints (written or oral) reported to the LEA directly, which involve activities connected to immigration enforcement activities authorized under this MOA, will be reported to the ICE OPR. The ICE OPR will verify participating personnel status under the MOA with the assistance of ICE. Complaints received by any ICE entity will be reported directly to the ICE OPR as per existing ICE policies and procedures.

In all instances, the ICE OPR, as appropriate, will make an initial determination regarding DHS investigative jurisdiction and refer the complaint to the appropriate office for action as soon as possible, given the nature of the complaint.

Complaints reported directly to the ICE OPR will be shared with the LEA's Internal Affairs Division when the complaint involves LEA personnel. Both offices will then coordinate appropriate investigative jurisdiction, which may include initiation of a joint investigation to resolve the issue(s).

3. Complaint Resolution Procedures

Upon receipt of any complaint the ICE OPR will undertake a complete review of each complaint in accordance with existing ICE allegation criteria and reporting requirements. As stated above the ICE OPR will adhere to existing ICE reporting requirements as they relate to the DHS OIG and/or another legally required entity. Complaints will be resolved using the existing procedures, supplemented as follows:

A. Referral of Complaints to LEA Internal Affairs Division.

The ICE OPR will refer complaints, as appropriate, involving LEA personnel to the LEA's Internal Affairs Division for resolution. The Internal Affairs Division Commander will inform ICE OPR of the disposition and resolution of any complaints referred by ICE OPR.

B. Interim Action Pending Complaint Resolution

Whenever any participating LEA personnel are under investigation and subject to interrogation by the LEA for any reason that could lead to disciplinary action, demotion, or dismissal, the policy requirements of the LEA shall be honored. If appropriate, an individual may be removed from participation in the activities covered under the MOA pending resolution of an inquiry.

C. Time Parameters for Resolution of Complaints

It is expected that any complaint received will be resolved within 90 days. However, this will depend upon the nature and complexity of the substance of the complaint itself.

D. Notification of Resolution of a Complaint

ICE OPR will coordinate with the LEA's Internal Affairs Division to ensure notification as appropriate to the subject(s) of a complaint regarding the resolution of the complaint.

APPENDIX C

PUBLIC INFORMATION POINTS OF CONTACT

Pursuant to Section XIII of this MOA, the signatories agree to coordinate any release of information to the media regarding actions taken under this MOA. The points of contact for coordinating such activities are:

For the LEA:

For ICE:

Department of Homeland Security
Immigration and Customs Enforcement
Office of Public Affairs

**City Council
Staff Agenda Report**

Agenda Item 9i.

Agenda Subject: Discussion and possible action to approve Ordinance No. 2026-04 on accepting changes to City Ordinance Article 4.06 Wreckers		
Meeting Date: May 21, 2026	Financial Considerations: Budgeted: <input type="checkbox"/> Yes <input type="checkbox"/> No <input checked="" type="checkbox"/> N/A	Strategic Vision Pillar: <input type="checkbox"/> Financial Stability <input type="checkbox"/> Appearance of City <input checked="" type="checkbox"/> Operations Excellence <input type="checkbox"/> Infrastructure Improvements/Upgrade <input type="checkbox"/> Building Positive Image <input type="checkbox"/> Economic Development <input type="checkbox"/> Educational Excellence

Prior Council Action:
None

Background Information:

The 2026 wrecker ordinance represents a comprehensive overhaul of the City’s prior regulations by repealing and replacing the 2019 ordinance and shifting from a multi-company rotation system to a **single contracted wrecker service for police-initiated tows**, improving efficiency and accountability. It replaces the prior registration certificate system with a **formal permitting structure applicable to all wrecker operators**, while significantly expanding the scope of the ordinance to regulate not only police pulls but also consent tows, private nonconsent tows, and repossessions. The 2026 version also introduces **clearer and more detailed definitions** and establishes enhanced operational standards, including specific equipment requirements, inspection authority, and performance expectations for the contracted provider. In addition, it implements **consumer protection measures**, such as capped nonconsent towing and drop fees, required acceptance of multiple payment methods, and itemized billing requirements. The ordinance further strengthens oversight through **expanded reporting and real-time notification requirements**, while adding detailed rules governing private property towing, including mandatory signage and authorization standards. Overall, the 2026 updates modernize the ordinance, align it with current state law, and replace outdated provisions—such as the rotation list and certain legacy procedures—with a more centralized, transparent, and enforceable regulatory framework.

Recommended Action/Motion:
Motion to approve changes to City Ordinance Article 4.06 Wreckers

Attachments:
Proposed City Ordinance Article 4.06 Wreckers

ORDINANCE NO. _____

AN ORDINANCE OF THE CITY COUNCIL OF THE CITY OF DALWORTHINGTON GARDENS, TEXAS, AMENDING CHAPTER 4 “BUSINESS REGULATIONS” OF THE CODE OF ORDINANCES, CITY OF DALWORTHINGTON GARDENS, TEXAS TO REPEAL AND REPLACE ARTICLE 4.06 “WRECKERS” TO ESTABLISH REGULATIONS FOR WRECKERS OPERATING IN THE CITY AND TO PROVIDE FOR CONTRACTING WITH A SINGLE WRECKER SERVICE COMPANY FOR TOWING AND IMPOUND SERVICES FOR THE CITY; PROVIDING THAT THIS ORDINANCE IS CUMULATIVE OF ALL ORDINANCES; PROVIDING A SEVERABILITY CLAUSE; PROVIDING A SAVINGS CLAUSE; PROVIDING A PENALTY CLAUSE; PROVIDING FOR PUBLICATION; AND PROVIDING AN EFFECTIVE DATE.

WHEREAS, the City of Dalworthington Gardens, Texas (“City”) is Type-A general law municipality located in Tarrant County, created in accordance with the provisions of Chapter 6 of the Texas Local Government Code and operating pursuant to the enabling legislation of the State of Texas; and

WHEREAS, the City previously adopted regulations for the operation of wreckers in the City; and

WHEREAS, the previously adopted regulations provided for the registration of wreckers performing police pull tows within the City; and

WHEREAS, the previously adopted regulations provided for the operation of a rotation list for the performance of police pull tows that allowed multiple wrecker service companies to share the police pull tows for the City; and

WHEREAS, the City Council finds that it is in the best interest of the City to amend the wrecker regulations to ensure compliance with federal and state law and to address current issues related to wrecker services; and

WHEREAS, the City Council finds that it is in the best interest of the City to contract with a single wrecker service company for police pull tows within the City; and

WHEREAS, the City Council finds that this Ordinance is in the best interests of the citizens of the City of Dalworthington Gardens.

NOW, THEREFORE, BE IT ORDAINED BY THE CITY COUNCIL OF THE CITY OF DALWORTHINGTON GARDENS, TEXAS, THAT:

SECTION 1.

Chapter 4 “Business Regulations” of the Code of Ordinances, City of Dalworthington Gardens Texas is amended by repealing and replacing Article 4.06 “Wreckers” in its entirety to read as follows:

“ARTICLE 4.06 WRECKERS

§ 4.06.001 Definitions.

In this article, the following words shall have the meanings ascribed to them below:

Accident. Any occurrence that renders a vehicle wrecked or disabled.

Consent tow. The towing of a vehicle at the request of the owner or operator of the vehicle.

Disabled vehicle. A motor vehicle that has been rendered unsafe to be driven as the result of some occurrence, including but not limited to mechanical failure or breakdown, fire or vandalism, or a motor vehicle that is in a safe driving condition but whose owner or operator is not present, able, or permitted to drive so as to reasonably necessitate that the vehicle be removed by a wrecker.

Drop fee. The fee charged for a nonconsent tow which is disengaged, after being hooked-up, at the request of the vehicle’s owner or operator while the towed vehicle is still on the premises from which it is being removed. A drop fee applies as long as the vehicle is still at the tow site.

Hooked-up. The vehicle is fully and legally prepared for transport by attachment to a tow truck, lifted in a tow position, with tow lights and safety chains attached and, if required, placed on a dolly in a raised position and the only remaining is for the wrecker operator to drive away.

Unauthorized vehicle. A vehicle parked, stored or situated in violation of any State law or city ordinance or without the effective consent of the owner of the premises where the vehicle is parked, stored or situated.

Motor vehicle. Any motor driven or propelled vehicle required to be registered under the laws of this state.

Nonconsent tow. The towing of a vehicle without the prearranged knowledge and consent of the owner or operator of said vehicle. Examples include, but are not limited to: vehicles towed when the driver is incapacitated following an accident, vehicles towed when the driver has been arrested, and vehicles removed from public or private property without pre-notification to the vehicle owner.

Nonresident wrecker or tow truck operator. A wrecker or tow truck operator registered with the state who does not maintain a place of business within the corporate limits of the city.

Person. An individual, firm, partnership, association, corporation, company or organization of any kind.

Police pull. The towing or other transportation of a vehicle by a wrecker which is the result of a police officer exercising his authority, as part of incident management, to effect the removal of said vehicle pursuant to State law and/or this article.

Private nonconsent tow. The towing of a vehicle without the prearranged knowledge or consent of the owner or operator of the vehicle.

Register. Submitting the proper information for a wrecker service company and each wrecker to the city police department for purposes of obtaining a permit issued under this article.

Permit holder. An individual, applicant, or owner who has registered and been issued a permit by the police department to operate a wrecker service company in the city.

Repossession or recovery tow. A wrecker service company requested to remove or otherwise move a vehicle on private property, without the pre-arranged knowledge or consent of the owner or operator of the vehicle, to repossess or recover the vehicle.

Tow site. The entire property associated with the physical address of the location from which the vehicle is being towed.

Vehicle. Every mechanical device in, upon or by which any person or property is or may be transported or drawn upon a public highway, except devices moved by human power or used exclusively upon stationary rails or tracks.

Vehicle storage facility. A garage, parking lot, or other facility that is owned by a person other than a governmental entity and used to store or park at least 10 vehicles each year.

Wrecked vehicle. A discarded, abandoned, junked, wrecked or worn-out motor vehicle that is not in a condition to be lawfully operated on a public road.

Wrecker. A vehicle designed for use primarily for removing wrecked or disabled vehicles, which is equipped with a mechanical device used to tow, winch or otherwise move a vehicle and which charges a fee for its services.

Wrecker operator. A person engaged in the business of using a wrecker to tow, winch, or otherwise move a motor vehicle.

Wrecker service company. A business engaged in towing, moving, or removing vehicles through the use of a wrecker.

§ 4.06.002 Violations; penalty.

(a) A person commits an offense if he:

- (1)** Operates a wrecker service company or drives or operates a wrecker within the city without a valid permit under this article;
- (2)** Drives or operates a wrecker or uses any equipment within the city that is not in

compliance with section 4.06.006;

- (3) Fails to maintain insurance as required in section 4.06.008;
 - (4) Violates or fails to comply with the provisions of section 4.06.007.
- (b) It is an affirmative defense to prosecution of a violation of subsection (a) hereof that the person is engaging in an activity described in Section 4.06.004.
- (c) A person who commits an offense under this article shall be fined in accordance with the general penalty provision found in section 1.01.009 of this code. Each day that a violation exists shall constitute a separate offense.

§ 4.06.003 Permit required.

- (a) Any wrecker service company that desires to provide wrecker services within the city or desires to operate a place of business within the city must register with the city and obtain a permit from the city.
- (b) It is unlawful for a person to operate, or employ another to drive or operate, any wrecker over any street in the city for the purpose of performing a nonconsent tow originating within the city without first registering with the city and obtaining a permit.
- (c) A person who charges a fee for towing nonconsent vehicles, whether by the use of a wrecker or by the use of any other vehicle utilizing ropes, chains, or other mechanisms, shall be considered to be engaging in a wrecker or towing business, and must register with the city and obtain a permit. This shall not be construed to include a service car or other vehicle not equipped with mechanical devices for transporting wrecked vehicles and not used for such purpose, such as service cars equipped with compressed air containers and tools for performing minor repairs not involving towing or transportation of wrecked or disabled vehicles.

§ 4.06.004 Exceptions.

A permit is not required for the following activities:

- (1) The transportation of a vehicle by a nonresident wrecker operator from some point outside the city to some destination within the city.
- (2) The transportation of a vehicle by a nonresident wrecker operator from some point outside the city and traversing the city to some other destination outside of the city.
- (3) The transportation of a vehicle by a nonresident wrecker operator at the request of the owner or operator of a vehicle.

§ 4.06.005 Application for permit.

Each applicant for a permit, whether wishing to provide nonconsent tows within the city or

operating a place of business in the city limits, must file a written permit application with the Assistant Director of Public Safety or his designee. The application shall be verified by the applicant and be on a form furnished by the police department. Only completed applications will be accepted. The application must contain the following information, in addition to any other reasonable information required by the form furnished by the police department:

- (1) the owner of the wrecker service company;
- (2) the wrecker service company's fee schedule for nonconsent tows;
- (3) identify all wrecker operators;
- (4) identify all wreckers to be operated in the city; and
- (5) identify the vehicle storage facility.

§ 4.06.006 Vehicle requirements.

Each wrecker for a wrecker service company registered with the city shall meet the following minimum requirements:

- (1) Each wrecker shall not be less than one ton in size.
- (2) Each wrecker shall position a copy of the permit for the wrecker service company where it is clearly visible in the vehicle's front window, either hanging from the inside rear window or secured inside face-out next to the state inspection sticker.
- (3) Each wrecker shall be equipped with a power or hand-operated winch line and boom or lifting device with a factory-rated capacity of not less than five thousand pounds single capacity.
- (4) Each wrecker shall have inscribed on each side the name, address, telephone number, and TDLR permit number of the wrecker service company in letters not less than three inches in height.
- (5) Each wrecker shall carry as standard equipment safety chains, a fire extinguisher, wrecking bar, broom, axe, shovel, either flares or traffic-control reflectors, a wheel dolly and a container to carry debris.
- (6) Each wrecker shall be equipped so as to provide two-way voice communication by mobile telephone or radio with the permit holder's base station at all times.
- (7) Each wrecker shall be equipped with overhead flashing emergency lights visible from one thousand five hundred feet.

§ 4.06.007 Recordkeeping; inspections.

- (a) Each permit holder shall maintain books and records reflecting its operation in accordance with generally accepted accounting principles as may be necessary for verification of the

permit holder's compliance with the terms of this article. The permit holder agrees to make such records available at reasonable times to the Assistant Director of Public Safety or his designee upon request.

- (b) Members of the police department may inspect each wrecker and/or vehicle storage facility used by the permit holder at reasonable times during the application or permit period to insure compliance with the requirements of this article.

§ 4.06.008 Insurance.

- (a) The city shall not issue a permit unless the wrecker operator or wrecker service company shall procure and keep in full force and effect automobile liability insurance and truck cargo insurance written by an insurance company authorized to do business in the state, acceptable to the city, and issued in the standard form approved by the state department of insurance. Such policies of insurance shall require at least thirty days' written notice to the city of any cancellation or termination or of any material change in the terms of the insurance coverage. The insurance policies shall contain appropriate provisions to cover all wreckers and wrecker operators conducting business under the permit.
- (b) The automobile liability insurance must provide combined single limits of liability for bodily injury and property damage of not less than five hundred thousand dollars (\$500,000.00) for any person killed or injured, one million dollars (\$1,000,000.00) for more than one person killed or injured in any one accident, and five hundred thousand dollars (\$500,000.00) for property damage and theft coverage on all vehicles removed or impounded. The automobile liability insurance must also meet the minimum requirements under the laws of the state.
- (c) The garage keeper's liability insurance or tow truck cargo insurance, whichever is maintained, must provide limits of liability for any one loss of not less than five hundred thousand dollars (\$500,000.00).
- (d) A copy of the required insurance policies shall be submitted to the city at the time of application for a permit and a current copy of such policies shall be maintained with the Assistant Director of Public Safety or his designee throughout the term of the permit.

§ 4.06.009 Issuance of permit; term; fee.

- (a) Upon payment of the applicable application fees, the Assistant Director of Public Safety or his designee shall review the permit application. The Assistant Director of Public Safety or his designee shall issue a permit to each qualifying applicant complying with the provisions of this article and all wrecker and towing services regulations which have been established by the city and the state. In addition, the Assistant Director of Public Safety or his designee shall provide a copy of the permit for each wrecker operated by the applicant with the wrecker's VIN number on the face of the permit.
- (b) Permits shall expire on December 31st in the year in which it is issued.
- (c) The permit shall not be transferable to any wrecker service company other than the one for

which it is issued and a permit may not be used on any wrecker other than the one for which it is issued.

- (d) The annual fee for a permit shall be as provided for in the fee schedule found in appendix A of this code.

§ 4.06.010 Changes in permit information.

- (a) A permit holder shall notify the police department of any and all personnel changes for those persons who will operate a wrecker within three working days of such personnel changes. The permit holder shall immediately notify the police department of any change in ownership of the wrecker service company, any change in the number of wreckers, any change in the fee schedule for nonconsent tows, any change in the location of a storage facility, or any other material change in the information provided on the application. The current permit will immediately expire and become void upon the addition of wrecker operators, the addition of wreckers, the change of location of a storage facility, the change of the fee schedule for nonconsent tows, or any other material change in information provided on the application for permit.
- (b) New owners, the addition of wreckers, change of location of storage facility, change in the fee schedule for nonconsent tows, or any other material change in the information provided on the application for permit requires a new permit application to be submitted.

§ 4.06.011 Stored vehicles; right to hearing when vehicle removed without consent.

- (a) Each vehicle storage facility must provide to the police department on the required police department form an inventory listing of stored vehicles by Tuesday of every week.
- (b) As provided in Texas Transportation Code section 683.076, an owner or operator whose vehicle is removed without consent from a location within the city and placed in a vehicle storage facility is entitled to a hearing on whether probable cause existed for the removal and placement of the vehicle before a city municipal court judge. The police department will not support a wrecker service's claim of legality on non-police department requested tows.

§ 4.06.012 Denial, suspension or revocation of permit.

- (a) The Assistant Director of Public Safety or his designee may refuse to approve the issuance or renewal of a wrecker permit, or may suspend or revoke a wrecker permit previously issued, for one or more of the following reasons:
 - (1) The making by the applicant of any false statement or omission of information as to a material matter in a permit application or in a hearing concerning the permit.
 - (2) Conviction of the applicant, the permit holder or an employee of the applicant or permit holder for a violation of a provision of this article.
 - (3) Revocation of permit issued to the applicant or any owner, partner or corporate

officer of the applicant within three years preceding the application pursuant to this section.

- (4) Conviction of the applicant or permit holder of a felony, assault, fraud, burglary, theft, DWI or other offense involving moral turpitude within five years preceding the application.
 - (5) Suspension of a state license for any reason.
 - (6) Failure to comply with any of the requirements of this article.
- (b) If the Assistant Director of Public Safety or his designee denies a permit application, written notice shall be mailed to the applicant, at the address shown on the application, by certified mail, return receipt requested. The notice shall state the reason for denial.
- (c) No permit shall be suspended or revoked without notice to the permit holder and an opportunity for a hearing. A permit holder who receives notice of a proposed suspension or revocation may file a written request for a hearing with the Assistant Director of Public Safety or his designee within ten days from the date of the notice. The Assistant Director of Public Safety or his designee shall conduct a hearing and shall thereafter determine whether to suspend or revoke the permit.

§ 4.06.013 Appeals.

Any person whose application for a wrecker permit has been denied, suspended, or revoked by the Assistant Director of Public Safety or his designee shall have the right to appeal in writing such action to the Director of Public Safety within ten calendar days after notification of such action. The Director of Public Safety shall review the matter and may uphold, modify, or reverse the action of the wrecker permit. The decision of the Director of Public Safety shall be final.

§ 4.06.014 Contract for providing service to city.

- (a) The city will contract with one wrecker service company for all police pulls in the city, for the towing of city owned vehicles, or for the towing or impoundment of any vehicle made necessary in the exercise of the city's police and governmental functions, and to store or impound such vehicles on the parking facility of such wrecker service company.
- (b) The fees for police pull services shall be set by contract between the wrecker service company and the city.
- (c) The city may call any wrecker service company or use any wrecker service in cases where the contractor is unable to respond as required by this article, during emergency situations, or when deemed necessary by the Assistant Director of Public Safety or his designee.

§ 4.06.015 Requirements for city contract wrecker service company.

The wrecker service company contracting with the city for police pulls must be registered with the city and comply with the vehicle requirements established in Section 4.06.006, all state laws

regarding wreckers and vehicle storage facilities, and the following requirements:

- (1) Meet all city and state qualifications and requirements, and be registered as a wrecker service with the city and comply with all city ordinances.
- (2) Operate a principal place of business in the city limits and have a storage facility within a five-mile radius of the city limits.
- (3) Arrive at the scene within twenty minutes upon notification.
- (4) Deliver wrecked or disabled vehicles to a location designated by the owner or operator of the vehicle or by the police department.
- (5) Must not release any police department requested towed vehicle without proper documentation from the police department.
- (6) Upon arrival at an accident scene, promptly clear the wreckage and debris from the traveled portion of the roadway and confine wreckage and debris to the smallest possible portion of the traveled roadway. In a manner to minimize the duration of the interference with normal traffic flow, completely remove from the site of the accident all resulting wreckage or debris, including all broken glass, excluding the truck's or vehicle's cargo, before leaving the site.
- (7) To the extent feasible, comply with all traffic regulations in removing any vehicle from the scene of an accident. Under no circumstances shall a vehicle be moved or towed in such a manner as to jeopardize the safety of other vehicles on the roadway.
- (8) Depart the scene of an accident at the request of a police officer when such wrecker has not been called to the scene in compliance with this article.
- (9) Keep and maintain wrecker vehicles and towing equipment in a safe and working condition to ensure that said wrecker and equipment are adequate to perform towing services.
- (10) Must have ability to access at least one flat-bed vehicle capable of handling the safe movement of motorcycles and front wheel drive cars.
- (11) Must provide proof of ability to access, upon receipt of notice, a wrecker that is capable of towing a tractor-trailer and other large vehicles.
- (12) Must operate wreckers equipped with an overhead flashing non-emergency (red) light that is visible from one thousand five hundred feet.
- (13) Shall provide pickup and towing services for city vehicles, within the city at no charge to the city, and for vehicles outside the city but within Tarrant and Parker counties, and those counties contiguous to Tarrant and Parker counties, at the minimum rate provided by state law.

- (14) Shall provide storage at no cost to the city for city-owned vehicles.
- (15) Shall not charge the city for storage of vehicles towed and/or stored without the owner's consent but shall charge the owner.
- (16) Maintain its certificates of convenience and necessity as issued by the state department of transportation and the United States Interstate Commerce Commission.
- (17) Shall employ and maintain, or have the ability to access a sufficient number of personnel to accommodate a minimum of three wrecker units at the same time and to respond and be on the scene within twenty (20) minutes of notification.
- (18) Shall have the ability to access a heavy wrecker and to be on the scene within forty-five (45) minutes of notification.
- (19) Shall furnish a list of any liens, judgments, or other encumbrances against the registering company owned by applicant. The list shall include the amount secured by each lien, judgment, or encumbrance, the amount due, the character of such lien, judgment, or encumbrance, and the names and address of the holder of such lien, judgment, or encumbrance.

§ 4.06.016 Police-requested vehicle removal.

No person may drive a wrecker to the scene of an accident on the streets of the city unless the person has been called to the scene by a police officer or the owner or operator of the vehicle. When a wrecker operator has been called directly the owner or operator of the vehicle, the wrecker operator shall notify the police dispatcher before proceeding to the scene of the disabled vehicle at the accident scene.

§ 4.06.017 Non-police-requested vehicle removal.

The wrecker service company shall first notify the city police department of the intent to remove and store a wrecked or disabled vehicle before removing the vehicle from its location in the city to another location if the owner and/or operator of the vehicle has not given consent.

§ 4.06.018 Solicitation of business.

- (a) No person may solicit in any manner, directly or indirectly, on the streets of the city, the business of towing a vehicle which is wrecked or disabled, regardless of whether the solicitation is for the purpose of soliciting business of towing, removing, repairing, storing, trading or purchasing the vehicle.
- (b) Proof of the presence of a person engaged in the wrecker business, either as owner, operator, employee or agent, on a street in the city, at or near the scene of an accident, who has not been called to the scene by the police department or the owner or operator of the vehicle, within one hour after the happening of an accident is prima facie evidence of a solicitation in violation of this section.

§ 4.06.019 City employees not to recommend wrecker operator.

No police officer or other employee of the city shall recommend to any person, directly or indirectly, the name of any particular wrecker service company or wrecker operator, nor shall any police officer or other city employee attempt to influence in any manner a decision of a person in selecting a wrecker service company or wrecker operator.

§ 4.06.020 Permitted Tows.

The towing of vehicles shall fall into one of four categories: (a) consent tow; (b) police pull; (c) repossession or recovery tow; or (d) private nonconsent tow.

- (a) **Consent tow.** A wrecker requested to remove or otherwise move a vehicle for a particular person at their request. The operator of the vehicle or its owner must request this wrecker service company by name. This wrecker service company is not required to be on an approved listing to tow, but must have in place a tow truck tag as required by the Texas Occupations Code or it will not be allowed to tow the vehicle. An owner's request (consent tow) may be used at the scene of a collision, mechanical breakdown, or on a vehicle that is abandoned, unless the officer on the scene determines that the vehicle is hazardous or that a time delay would endanger or hamper the general public's safety, well-being, or the investigation. If the officer deems it necessary, a contract wrecker service company will be notified for immediate removal of the vehicle.
- (b) **Police pull.** A wrecker called to remove or otherwise move vehicles at the request of a police officer exercising his authority under the law, for the purpose of incident management, or in the interest of public safety. A contract wrecker service company may be used to tow vehicles involved in a collision when the owner or operator is not present, is incapacitated, or is otherwise unable to request a tow truck including but not limited to when the operator is hospitalized or incarcerated, and when the police officer otherwise deems it necessary to remove the vehicle by police authority in the interest of incident management or public safety. A contract wrecker service company may be used to tow any vehicles to be held as evidence in a criminal case or to be seized for forfeiture in a civil action. A contract wrecker service company may be used to tow any vehicle under police authority when the removal is authorized by another law or in the interest of public safety, including but not limited to abandoned vehicles, pursuant to Chapter 683, Texas Transportation Code, or vehicles being operated without insurance.
- (c) **Repossession or recovery tow.** A wrecker requested to remove or otherwise move a vehicle on private property, without the pre-arranged knowledge or consent of the owner or operator of the vehicle, to repossess or recover the vehicle.
- (d) **Private nonconsent tow.** A wrecker requested to remove or otherwise move vehicles on private property, without the pre-arranged knowledge or consent of the owner or operator of the vehicle, where notice of prohibited parking is given by signs, where vehicles are parked in fire lanes or obstructing an entrance, exit or aisle of a parking facility, or where otherwise authorized by law.

§ 4.06.021 Repossession or recovery tow.

- (a) A person or firm operating a wrecker in any manner, directly or indirectly, within the city limits for the purpose of repossessing or recovering a vehicle without the direct and express consent of the owner of the vehicle being towed must make the proper notification prescribed by law to the Dalworthington Gardens police department.
- (b) Proper notification must include:
 - (1) Name of the wrecker service company;
 - (2) Name of the wrecker operator;
 - (3) Location the vehicle is being removed from;
 - (4) The storage location;
 - (5) Contact information for the storage facility;
 - (6) Name of the person authorizing the tow;
 - (7) Year, make, model and color of the vehicle;
 - (8) Vehicle license plate number and state; and
 - (9) Vehicle VIN.
- (c) This notification must be completed by providing all of the information listed in Section 4.06.021(b) to police dispatch at [REDACTED] within thirty (30) minutes of towing the vehicle.
- (d) The vehicle must be dropped if the wrecker operator is confronted by the owner of the vehicle before leaving the tow site. In such case no fees shall be charged.
- (e) No vehicle shall be removed from a location or the immediate area that it was parked, without the vehicle being hooked-up and legally prepared for transport as defined by this article.

§ 4.06.022 Private nonconsent tows.

- (a) A wrecker service company engaging in private nonconsent towing of vehicle from a location in the city shall be licensed by the State pursuant to Chapter 2308, Texas Occupations Code, in addition to the permit required under this article.
- (b) A wrecker service company towing and/or vehicle storage facility accepting a vehicle nonconsent towed from private property must report the tow to the Dalworthington Gardens police department.
- (c) The proper notification must include:
 - (1) The name of the wrecker service company;

- (2) Name of the wrecker operator;
 - (3) Location the vehicle is being removed from;
 - (4) The storage location;
 - (5) Contact information for the storage facility;
 - (6) Name of the person authorizing the tow;
 - (7) Year, make, model and color of the vehicle;
 - (8) Vehicle license plate number and state; and
 - (9) Vehicle VIN.
- (d) This notification must be completed by providing all of the information listed in Section 4.06.022(c) to police dispatch at [REDACTED] within thirty (30) minutes of towing the vehicle.
- (e) Any wrecker operator shall cease the removal of a vehicle upon request of the vehicle's operator and upon payment of the drop fee. A wrecker operator must accept cash, credit cards and debit cards as payment for the drop fee.
- (f) If a wrecker operator is notified by the police department that the vehicle he is removing has been reported stolen, he shall immediately disengage his wrecker from such vehicle and shall abandon the tow at no charge.
- (g) Even if a wrecker service company has a general contractual or "patrol account" arrangement with a private property owner, it is unlawful for a wrecker service company to make a nonconsent tow from private property of any vehicle unless the private property owner has given authority to tow that specific vehicle and the signs required by Section 4.06.023 of this article are in place on the private property. The requirements for specific authority and posting of signs shall not apply if the vehicle being towed:
- (1) is in or obstructs a vehicular traffic aisle, entry or exit of the parking facility;
 - (2) prevents a vehicle from exiting a parking space in the facility;
 - (3) is in or obstructs a fire lane marked according to Chapter 2308 of the Texas Occupations Code;
 - (4) does not display the proper special license plates or disabled parking placard and is in a parking space that is designated for the exclusive use of a vehicle transporting a disabled person; or
 - (5) is blocking access to a dumpster.

(h) The owner or operator of a wrecker service company may not charge a nonconsent towing fee, including administrative fees and surcharges, in excess of the maximum fees established by the city, as follows:

(1) Nonconsent tow fees.

- | | |
|---|---|
| (A) For vehicles with a gross weight rating up to 10,000 pounds: | \$272.00 |
| (B) For vehicles with a gross weight rating of 10,001 and up to 24,999 pounds | \$380.00 |
| (C) For vehicles with a gross weight rating of 25,000 pounds and up | \$489.00 per unit
(\$978.00 max) |

(2) Drop fee.

- | | |
|--|-----------------|
| (A) For vehicles up to 10,000 pounds: | \$135.00 |
| (B) For vehicles 10,001 to 24,999 pounds: | \$190.00 |
| (C) For vehicles 25,000 pounds and higher: | \$244.00 |

(i) All fees established by this article in Section 4.06.022, subsection (h), shall be reviewed by the city annually, unless additional review is specifically requested by a wrecker service company.

(j) Wrecker operators and wrecker service companies shall prepare and issue a tow ticket for each nonconsent tow, a copy of which must be given to the vehicle owner, if the vehicle owner is present and available at the time of the tow, and a copy must be delivered to the vehicle storage facility. The tow ticket shall itemize each charge and each charge must be characterized in accordance with the fee structure stated in the towing company's nonconsent towing fee schedule on file with the vehicle storage facility.

(k) Wrecker operators and wrecker service companies performing nonconsent tows within the City must accept cash, major credit cards, and debit cards as payment for the fees described in Section 4.06.022, subsection (h), of this article.

(l) Upon initial contact with the owner of a vehicle which is the subject of a nonconsent tow, a wrecker operator, a vehicle storage facility operator, or any employee or agent thereof shall give written notice to the vehicle owner of his right to a hearing pursuant to the Texas Occupations Code, Chapter 2308. Such notice shall include the name, address and phone number of the person or agency that authorized the removal, and a statement that the hearing must be requested in writing within fourteen (14) days of the date the vehicle was stored and that the request must be filed with a magistrate in whose jurisdiction the location from which the vehicle was removed is located.

- (m) The vehicle must be dropped if the wrecker operator is confronted by the owner of the vehicle before leaving the tow site. In such case no fee shall be charged, except that a drop fee shall apply only if the vehicle is hooked-up and legally prepared for transport as defined by this article. A wrecker operator and a wrecker service company must accept cash, credit cards and debit cards as payment for the drop charge.
- (n) No vehicle shall be removed from a location or the immediate area that it was parked, without the vehicle being hooked-up and legally prepared for transport as defined by this article.
- (o) Nonconsent towed vehicles removed from a location within the city shall only be taken to a storage facility that is within a ten (10) mile radius from the location from which the vehicle was removed.
- (p) Nonconsent towed vehicles removed from a location within the city shall not be taken to a vehicle storage facility that does not accept cash, major credit cards, and debit cards.
- (q) A vehicle storage facility shall not charge a fee in excess of the fees authorized by Section 2303.155 of the Texas Occupations Code. A vehicle storage facility must accept payment by cash, debit cards and credit cards.
- (r) A vehicle storage facility shall provide the owner of a vehicle released, or the owner's representative, a tow ticket. The tow ticket may be combined with the vehicle storage facility invoice if it complies with the following requirements:
 - (1) the tow charges must be separated from the vehicle storage facility charges and each category of charges must be preceded by a heading or label identifying the charges as "Tow Charges" or "Storage Charges;"
 - (2) the tow charges must appear on a combined statement exactly as stated on the tow ticket prepared by the wrecker operator and provided to the vehicle storage facility at the time the vehicle is presented for storage; and
 - (3) a combined statement of charges must meet and contain all required elements of a separate vehicle storage facility invoice and tow ticket, except that the license number and name of the tow operator may be excluded.

§ 4.06.023 Required signage for private nonconsent tows.

- (a) A parking facility must comply with the following signage and posting requirements in order to tow an unauthorized vehicle from the property:
 - (1) The requirements of this section shall apply only where notice of prohibited parking is given by signs. They shall not apply to tows made of vehicles parked in fire lanes or of vehicles obstructing an entrance, exit, or aisle of a parking facility.
 - (2) Signs shall be placed on the right or left side of each driveway access or curb cuts allowing vehicular access to a parking facility. If there are no curbs or access

barriers, signs shall be placed at intervals of not less than twenty-five (25) feet around the perimeter which is accessible by vehicles.

- (3) Each sign shall be placed at a right angle so as to face entering traffic. They shall be placed no farther than five (5) feet from the public right of way, but shall not be within said right of way.
 - (4) Each sign shall be permanently installed on a pole, post, permanent wall, or permanent barrier so that the bottom edge of the sign is no lower than five (5) feet and no higher than eight (8) feet above the ground level.
 - (5) Each sign shall be a minimum of eighteen (18) inches wide by twenty-four (24) inches high, and a maximum of twenty-four (24) inches wide by thirty (30) inches high. Their facings shall be fabricated out of weather-resistant material. The letters on such signs shall be of a minimum height of two (2) inches, of a contrasting color to the background, and shall be light-reflective. The background shall be white, except as otherwise provided by this ordinance or state law.
 - (6) Each sign shall state who may park in the facility, and shall further state that all others are prohibited and will be towed away at the owner's expense. The words "TOWING ENFORCED" shall be included on each sign in white capital letters of a minimum height of two (2) inches on a bright red background.
 - (7) Each sign must have the bright red international towing symbol, at least 4 inches in height, with a white background on the uppermost portion of the sign or on a separate sign placed immediately above the sign.
 - (8) Each sign shall provide the name and current telephone number of the wrecker service company authorized to tow vehicles from the parking facility, and the name and current telephone number of the vehicle storage facility, if different from the wrecker service company. Alternatively, each sign may state the name and phone number of the parking facility owner if that person has knowledge of the location of the stored vehicle.
 - (9) Signs shall be continuously maintained at a parking facility for twenty-four (24) hours prior to the towing or removing of any vehicle. However, this subsection shall not be deemed as giving proper notice to the owner of a vehicle parked on a parking facility prior to the installation of the signs and not subsequently moved by the owner.
 - (10) These provisions shall be in addition to the requirements of Chapter 2308 of the Texas Occupations Code.
- (b) The city may place a sign immediately below the state required signage that provides an email address and/or phone number for towing related complaints.”

SECTION 2.

This Ordinance shall be cumulative of all provisions of ordinances of the City of Dalworthington Gardens, Texas, except where the provisions of this Ordinance are in direct conflict with the provisions of such ordinances, in which event the conflicting provisions of such ordinances are hereby repealed.

SECTION 3.

It is hereby declared to be the intention of the City Council of the City of Dalworthington Gardens that the phrases, clauses, sentences, paragraphs, and sections of this Ordinance are severable, and if any phrase, clause, sentence, paragraph, or section of this Ordinance should be declared unconstitutional by the valid judgment or decree of any court of competent jurisdiction, such unconstitutionality shall not affect any of the remaining phrases, clauses, sentences, paragraphs, or sections of this Ordinance, since the same would have been enacted by the City Council without incorporation in this Ordinance of any such unconstitutional phrase, clause, sentence, paragraph, or section.

SECTION 4.

All rights or remedies of the City of Dalworthington Gardens, Texas, are expressly saved as to any and all violations of the Code of Ordinances, City of Dalworthington Gardens, Texas, or any amendments thereto that have accrued at the time of the effective date of this Ordinance; and as to such accrued violations, and all pending litigation, both civil and criminal, same shall not be affected by this Ordinance, but may be prosecuted until final disposition by the courts.

SECTION 5.

Any person, firm or corporation who violates, disobeys, omits, neglects, refuses or fails to comply with, or who resists the enforcement of any provision of this Ordinance shall be fined, upon conviction, not more than five-hundred (\$500.00) for each offence. Each day that a violation is permitted to exist shall constitute a separate offense.

SECTION 6.

The City Secretary of the City is hereby directed to publish caption and penalty clause in the official newspaper at least once within ten (10) days after the passage of this Ordinance.

SECTION 7.

This Ordinance shall be in full force and effect from and after its passage and publication as required by law, and it is so ordained.

PASSED AND APPROVED ON THIS ____ DAY OF _____, 2026.

Laurie Bianco, Mayor

ATTEST:

Sandra Ma, City Secretary

APPROVED AS TO FORM AND LEGALITY:

Cara Leahy White, City Attorney

**City Council
Staff Agenda Report**

Agenda Item 9j.

Agenda Subject: Discussion and possible action to approve a new contract with Beards towing (formally Cowboy towing) to provide wrecker services for the city.

<p>Meeting Date: May 21, 2026</p>	<p>Financial Considerations:</p> <p>Budgeted:</p> <p><input type="checkbox"/> Yes <input type="checkbox"/> No <input checked="" type="checkbox"/> N/A</p>	<p>Strategic Vision Pillar:</p> <p><input type="checkbox"/> Financial Stability</p> <p><input type="checkbox"/> Appearance of City</p> <p><input checked="" type="checkbox"/> Operations Excellence</p> <p><input type="checkbox"/> Infrastructure Improvements/Upgrade</p> <p><input type="checkbox"/> Building Positive Image</p> <p><input type="checkbox"/> Economic Development</p> <p><input type="checkbox"/> Educational Excellence</p>
--	---	--

Prior Council Action:

Cowboy Towing has served as the City’s exclusive wrecker service provider since 1998. The company has recently sold its operations to Beards Towing, based in Kennedale, Texas. Beards Towing currently maintains contracts with numerous municipalities throughout Tarrant County, including the Tarrant County Sheriff’s Office, and will provide the same level of service and response times the City has historically expected.

Note: The current storage facility will be relocated from Pantego to Kennedale, Texas.

The City Attorney has reviewed and approved the attached contract.

Background Information:

Recommended Action/Motion:

Motion to approve the proposed contract with Beards Towing.

Attachments:

Contract

STATE OF TEXAS
COUNTY OF TARRANT

§
§
§

AGREEMENT FOR WRECKER
AND IMPOUND SERVICES

This AGREEMENT FOR WRECKER AND IMPOUND SERVICES (“Agreement”) is made by and between the City of Dalworthington Gardens, Texas (“City”), a Texas home rule municipality, and Beard’s Towing, LLC and subsidiaries thereof, Texas limited liability companies, also doing business as COWBOY TOWING (“Operator”) each acting through their authorized representatives. City and Operator may each be referred to individually as the “Party” or collectively as the “Parties”.

RECITALS

WHEREAS, by virtue of the laws of the State of Texas, City has the power and authority to regulate the towing, storage, and parking of vehicles within City’s corporate limits; and

WHEREAS, Operator operates a wrecker/towing and impound service with its corporate offices, including its impound facility, located within ten (10) miles outside of the corporate limits of the City; and

WHEREAS, City desires to engage the services of Operator as an independent contractor to provide exclusive wrecker and impound services for non-consent tows of vehicles for the City of Dalworthington Gardens Police Department in accordance with the terms and conditions set forth in this Agreement; and

WHEREAS, Operator desires to provide wrecker service within the corporate limits of City and to provide the wrecker and impound services requested by City pursuant to this Agreement; and

NOW THEREFORE, in exchange for the mutual covenants set forth herein and other valuable consideration, the sufficiency and receipt of which are hereby acknowledged, the Parties agree as follows:

ARTICLE I
TERM; EARLY TERMINATION

1.1 **Term:** This Agreement shall be effective on May 1, 2026 (the “Effective Date”) and continue for a period of five (5) years, as provided herein. City may, at its sole option, extend the term of this Agreement under the same terms and conditions as provided herein for three (3) additional one-year terms (the “Renewal Term”) upon written notice to Operator at least thirty (30) days prior to the expiration of the then current term. Pricing provided in section 3.3 of this Agreement may be increased each calendar year, by provision of at least sixty (60) days written notice prior to the commencement of the increase, by an amount supported by evidence of annual CPI and not to exceed 7% of the current pricing rates under the Agreement. The initial term and any Renewal Term shall be referred to herein collectively as the “Term”.

1.2. Early Termination: Either Party may terminate this Agreement without cause by giving sixty (60) days prior written notice to the other Party and without any further liability one to the other except for City’s obligation to pay for services provided by Operator prior to the date of said termination and the obligation of the Parties to perform such duties with respect to vehicles towed and/or stored prior to the date of termination as may be required by law.

1.3 Termination for Default: This Agreement may be terminated by a Party (“the non-defaulting Party”) after providing the other Party (“the defaulting Party”) written notice of the defaulting Party’s failure to comply with the provisions of this Agreement identified in said notice (including a description of the non-compliance) if such non-compliance cannot be or is not corrected to the satisfaction of the non-defaulting Party on or before the 10th day following receipt of the notice of default by the defaulting Party. The failure of a non-defaulting Party to terminate this Agreement following a default by the defaulting Party shall not constitute a waiver of the non-defaulting Party’s rights with respect to such default or a waiver of the right to declare a default for the same or similar non-compliance occurring on a later date.

ARTICLE II SCOPE AND DESCRIPTION OF SERVICES

2.1 Grant of Towing Rights: During term of this Agreement, upon request by City, Operator shall be authorized, and hereby agrees, to tow, remove, and store all vehicles required by City to be removed from their stationary location or from public streets or other locations, including but not limited to any property owned by the City of Dalworthington Gardens, as the result of unauthorized parked vehicles, accidents, arrest, abandonment, or mechanical difficulty, where there is not a request by the person in charge of such vehicle to utilize another provider of such service, and to store such vehicles until either claimed by the owner or other person with authority over the vehicle or auctioned as provided under applicable law (“the Services”). In emergency situations or situations requiring equipment, personnel, or storage facilities that cannot be promptly provided by Operator, City may, at its sole option and in its sole discretion, utilize other wrecker and impound service providers. In the event that Operator is unable to provide wrecker or impound services as requested by the City, Operator shall immediately advise the Director of Public Safety.

2.2 Duties of Operator Regarding the Services: Operator’s provision of the Services to City shall be subject to and in compliance with the following:

A. Operator shall maintain at all times during the term of this Agreement, 24 hours each day of the week, personnel on duty who shall be able to and will respond to (1) a City request for wrecker service as required by this Agreement and (2) a requests for release of vehicles stored or parked on Operator’s property.

B. Response Time. Operator shall respond to all calls by City for wrecker service within thirty (30) minutes after the time the call is received by Operator’s dispatcher for light duty requests for service within the City and within forty-five (45) minutes after the call is received by Operator’s dispatcher for heavy duty requests for service within the City.

C. Operator will conduct the Services in a safe and secure manner and will not subcontract, sublet, or transfer any rights, responsibilities, or duties under this Agreement without the written approval of the City.

D. Operator will not recommend a particular body shop or garage to a vehicle owner or the person with authority over the vehicle and Operator's towing equipment and vehicles will not make reference to any body shop or garage.

E. Disregards. A request for a tow truck/wrecker may be canceled by the City at any time prior to arrival at the requested site and hook up to the vehicle. A request for tow services will not be disregarded by Operator once the tow truck/wrecker has arrived at the scene and hooked up to the vehicle. Operator is solely responsible for the costs of tow/wrecker calls that are cancelled/disregarded by the City. Operator will not tow a vehicle under this Agreement unless there is a representative of the City at the scene.

F. Equipment. Operator will provide the following equipment, maintained in good working order and condition and available for response to City requests for wrecker/tow truck services:

1. Six light-duty wrecker vehicles with a towing capacity of at least 16,000 pounds single capacity, each displaying on exterior sides in letters not less than two inches in height the name, address and telephone number of Operator, and each equipped with the following:
 - a. Power or hand operated winch line and boom or lifting device with a factory capacity of not less than 8,000 pounds single capacity;
 - b. Safety chains, fire extinguisher, wrecking bar, broom, axe, shovel, either flares or traffic control reflectors, a wheel dolly and a debris container;
 - c. Two-way voice communication equipment for mobile telephone or radio with base station; and
 - d. Overhead flashing emergency lights, visible from 1,000 feet.

2. Two medium-duty wrecker vehicles with a towing capacity of more than 36,001 pounds; each displaying on exterior sides in letters not less than two inches in height the name, address and telephone number of Operator, and each equipped with the following:
 - a. Power or hand operated winch line and boom or lifting device with a factory capacity of not less than 20,000 pounds single capacity;
 - b. Safety chains, fire extinguisher, wrecking bar, broom, axe, shovel, either flares or traffic control reflectors, a wheel dolly and a debris container;
 - c. Two-way voice communication equipment for mobile telephone or radio with base station; and
 - d. Overhead flashing emergency lights, visible from 1,000 feet.

3. Trailer, tilt-bed vehicle, or other similar vehicle capable of handling the safe movement of motorcycles, front-wheel drive vehicles, and large vehicle component parts;
4. Two 50-ton Heavy Duty Twin Screw Wreckers;
5. One 50-ton Landall Trailer (including sufficient truck tractor);
6. Two 75-ton Rotator Wreckers; and
7. One heavy-duty wrecker vehicle with a towing capacity that exceeds 50,000 pounds and that is capable of towing a tractor trailer or larger vehicle (Operator will possess or have immediate access to this equipment).

G. Operator shall remove all vehicles towed pursuant to this Agreement to Operator's storage facility located at 1208 E. Kennedale Pkwy, Kennedale, Texas 76060 (the "Storage Facility") or to such other location as directed by City or as Operator and vehicle owner agree. Operator must pay for all expenses related to the Storage Facility (or any other agreed upon storage facility) and must provide security for the grounds and contents.

H. Vehicle storage shall be conducted, and the Storage Facility operated in accordance with applicable regulations of the Texas Department of Licensing and Regulations and the Texas Department of Transportation governing vehicle storage facilities and the following provisions:

- (1) The Storage Facility shall have the capacity for the storage of no fewer than 250 vehicles;
- (2) The Storage Facility shall contain at least (6) six individual indoor investigation bays with the minimum dimensions of not less than 15' X 25' which can be locked and which shall be available to house, in a secure manner, at least one vehicle per bay for crime scene purposes.
- (3) The Storage Facility shall be completely enclosed by a fence not less than six feet (6.0') in height with a locking gate, which gate shall remain locked at all times when no employee of the Operator is on premises;
- (4) All vehicles shall be kept inside the fenced area of the Storage Facility at all times;
- (5) No stored vehicle shall be used by Operator, its agents and employees for personal or business use;

- (6) If possible, stored vehicles, without additional charge, shall be secured with doors, windows and/or hatchbacks closed and convertibles covered or tops raised without additional charge. Wrecked vehicles that cannot be reasonably secured or covered are exempt from these requirements;
- (7) Vehicles stored within the Storage Facility shall be located on a concrete, asphalt, crushed rock, or other all-weather surface so that the delivery and release of vehicles may readily occur in all weather conditions;
- (8) A sign shall be placed either (i) at the main entrance to the Storage Facility that is clearly visible from the adjacent street or (ii) at a location accessible to a person on a 24/7 basis where such sign is clearly visible, which sign shall include the registered name of the storage facility, the street address of the Storage Facility, the telephone number(s) which may be called to contact Operator regarding the presence and release of a vehicle from the Storage Lot, the hours during which a vehicle will be released, and the state license number of the Storage Facility;
- (9) An operable land line telephone must be located in the office of the Storage Facility, which may be called using a publicly listed phone number, which number shall at all times be made know to City by Operator. In the event the phone number is to be changed, Operator shall notify City in writing of the new phone number prior to placing the new phone number in service; provided, however, if the new number is not made known to Operator by the telephone company assigning the new phone number until the day the new phone number is placed in service, Operator shall (a) contact City's police dispatch center by phone on the day the new phone number is placed in services and advise the dispatcher of the new phone number and (b) notify City in writing of the new phone number on the next City business day after the new number is placed in service;
- (10) The Storage Facility shall at all times be equipped with lights which turn on no later than sunset and remain on until sunrise the next day and which provide the minimum amount of light required by state regulation in all areas where vehicles are stored, in all traffic lanes within the Storage Facility, and at all entrances to the Storage Facility; and
- (11) The Storage Facility must display a sign clearly visible to the public that sets out the per diem charge for storage and all other fees which may be charged by the Storage Facility and/or Operator, including

notification and impoundment fees. This sign must be located so that it is clearly visible to the vehicle owner prior to paying fees, with letters at least one inch in height and contrasting background color.

- (12) The Storage Facility must display a sign describing the instruments that may be presented by the vehicle owner or the owner's authorized representative to obtain possession of the vehicle. This sign shall list all instruments allowed by law and shall be so located to be clearly visible to a vehicle owner at the place of payment, with letters of at least one inch in height upon a contrasting background.
- (13) The Storage Facility or any other facility used for purposes of storing vehicles under this Agreement shall at all times be located no further than ten (10) miles from City's incorporated limits.

The Parties acknowledge and agree that as of the Effective Date, the Storage Facility shall be located at 1208 E. Kennedale Pkwy, Kennedale, Texas 76060. Operator shall provide City written notice of any change in the location of the Storage Facility not later than thirty (30) days prior to the cessation of operations of storage services at the then current location of the Storage Facility. Notwithstanding anything to the contrary herein, City may terminate this Agreement after receiving notice of the change of location of the Storage Facility if City, not later than the 15th day after receipt of the relocation notice, provides written notice to Operator that City does not approve of the new location.

I. Operator shall deliver all vehicles to and store such vehicles at the Storage Facility unless directed otherwise by the Chief of Police or his designated representative, or as Operator and vehicle owner otherwise agree.

J. Operator shall tow, park and store all vehicles in a safe and secure manner.

K. Prior to towing a vehicle from the scene of an accident, the immediate surrounding area must be cleared and cleaned up by Operator in a manner that is reasonably satisfactory to the City. Should the need arise for wreckage, debris, hazmat and/or liquid spills that exceed the Operator's capacity of 25 gallons or excess of debris, Operator must subcontract at its own expense additional contracted services to perform clean-up satisfactory to the City.

L. Operator shall accept vehicles for storage as follows:

(1) When Operator accepts for storage a vehicle towed without the consent of the vehicle owner, Operator shall inspect the vehicle and note as an addition on the wrecker slip or wrecker ticket any differences from the information previously set out thereon, but shall not write or deface in any manner any prior writing on the slip or ticket. If the license plate number or vehicle identification number on the wrecker ticket or wrecker slip is incorrect, Operator shall note in its records the correct number and notify

every previously advised person of the current information within 48 hours of receipt of the vehicle for storage.

(2) In accordance with state law and regulations, Operator shall timely notify the registered owner and all lien holders of record of the storage of the vehicle at the Storage Facility by certified mail, which notice shall include at least:

- a. The location of the Storage Facility;
- b. The hours during which the vehicle can be released to the vehicle owner;
- c. The total amount of fees that must be paid before the vehicle will be released, including any additional per day storage charges that will accrue after the date of the notice until the vehicle is picked up;
- d. The date on which the vehicle will be removed from the Storage Facility if it is not recovered by the vehicle owner prior to that date; and
- e. From where, when and by whom the vehicle was authorized to be towed.

M. Operator shall not release any vehicle which has a “hold” placed on it by City’s Police Department, except upon written direction from City’s Director of Public Safety or designated representative.

N. Whenever a person claims ownership or the right to possession to a vehicle located at the Storage Facility, such person shall be entitled to inspect the wrecker slip or wrecker ticket for the vehicle, and shall not be required to pay any fees or charges prior to inspecting the wrecker slip or wrecker ticket.

O. The registered vehicle owner or authorized representative shall have access to and be allowed to remove any personal property from the vehicle, unless otherwise direct by a peace officer, during regular business hours of 9:00AM-4:00PM Monday through Friday.

2.3 Operator Records: Operator shall maintain current records at a minimum of 2 years from the date of disposition of the vehicle and shall make the same available for review by the City Administrator, City’s Director of Public Safety or their duly designated representative(s) upon one (1) business day's notice. Such records shall include, but not be limited to, the following:

- A. Date and time call or request for service was received by Operator;
- B. Date and time of arrival at location of vehicle to be towed, and location of vehicle to be towed;

- C. Date and time of arrival at Storage Facility after vehicle has been towed;
- D. The wrecker license plate number and the name of wrecker driver, whose name shall be available to the Texas Department of Licensing and Regulation;
- E. Make, model, year and color of the vehicle towed;
- F. License plate number of the vehicle towed, state issuing the license and correct vehicle identification number;
- G. A general description of the vehicle towed, including the overall condition of the vehicle, any damage to the body of the vehicle, and/or missing equipment in a photographic format;
- H. Inventory of vehicles located at the Storage Facility and the date and time the inventory was generated in a photographic format;
- I. The date each vehicle was released and the name of the individual to whom the vehicle was released; and
- J. If (i) the vehicle ownership has been transferred due to any action of Operator, or (ii) the vehicle has been disposed of or demolished, provide the certificate of authority to demolish and/or a police auction sales receipt or transfer document issued by the State of Texas for vehicle.

ARTICLE III FEES

3.1 Collection of Third Party Fees: The collection of all towing, storage and other fees due and payable to Operator by third parties shall be the sole responsibility of Operator. City shall not participate in any manner in the collection of fees due to Operator, nor shall Operator look to City for payment of such fees.

3.2. No Charge for City Vehicles: Operator shall not charge or seek to collect from City any fees or costs incurred by Operator for the towing of Dalworthington Gardens Police Department vehicles within Tarrant County. Additionally, Operator shall provide storage, at no cost to the City, for vehicles that are towed at the request of the City's police officers for evidentiary purposes while on evidentiary hold. Operator acknowledges that to the extent that the Texas Vehicle Storage Facility Act provides that the operator of a vehicle storage facility must charge at least \$22.85 per day for storage of a vehicle and \$39.99 per day for storage of vehicles longer than 25 feet, or the maximum allowable storage charge under 16 Tex. Admin. Code § 85.722 the law allows. The City and Operator agree that the compensation Operator will receive as a result of this Agreement equals or exceeds the fees that Operator would be authorized to charge the City under that Act and that this compensation is intended by the Parties to satisfy any obligation that the City might have to pay under the Act. Further, Operator shall provide at no cost to the City storage for

vehicles that are forfeited to the City pursuant to state and/or federal forfeiture laws. In those cases where the court awards the vehicle back to the owner, no storage fee will be charged for the period of time from the date of the tow to the date the vehicle is awarded back to the owner. Operator may collect fees for storage after the date of the court order. Other reasonable fees and towing charges will be due from the owner at the time services are rendered. The City will not be responsible for any towing or storage fees for vehicles not owned by the City.

3.3. Fees: The following fees and charges are set by the Operator for towing services provided to City pursuant to this Agreement and shall remain in effect during the term of this Agreement and any subsequent extension of this Agreement:

A. The following fees shall be charged for towing and related services of vehicles not owned by the City:

Light Duty and Medium Duty Tows (up to 10,000 pounds)

Basic Tow	\$272
Wait Time and/or Labor	\$50/quarter hour
Fuel Adjustment	15%-25%
Mileage	\$3.50/mile
Incident Management Supervisor	\$150.00/hour
Vehicle Recovery including rollover	\$250/hour (1 hour minimum)
Oil Dry (per bag)	\$50.00
Admin Fee	\$25.00
Public Safety Fee (remitted to City)	\$45.00

Heavy Duty Tows (10,001 pound or over)

Basic Tow (hourly charge)	\$489 per unit/hour (2 hr minimum)
Fuel Adjustment	15%-25%
Mileage	\$7.00/mile
Incident Management Supervisor	\$250.00/hour (2 hr minimum)
Vehicle Recovery including rollover	\$250/hour (1 hr minimum)
Oil Dry (per bag)	\$50.00
Admin Fee	\$25.00
Public Safety Fee (remitted to City)	\$45.00

Specialty Equipment

Rotator wrecker	\$750/hour (2 hr minimum)
Landall (including tractor unit)	\$550/hour (2 hr minimum)
Helpers	\$120/hour (2 hr minimum)
Use of Firebox or Fireblanket for EV	\$350/day

Additional compensation for recovery and/or salvage of cargo may be negotiated between the Tow Company and Motor Vehicle Owner or cargo owner. Any such negotiated amount is separate from and in addition to compensation for Towing Services.

B. Operator shall charge and be entitled to the following storage fees for vehicles

towed to the Storage Facility:

- (1) Maximum storage fees as provided in Texas Administrative Code Title 16, Part 4, Chapter 85, Rule 85.722 or other applicable state law.
 - (2) Notwithstanding (1), above, storage fees for abandoned vehicles will be limited to the proceeds realized by Operator for the sale of vehicles not claimed within the time allowed by law.
 - (3) There is no maximum storage fee limit.
- C. Operator shall collect a public safety fee, remittable to the City, for all police-initiated tows in which the operator actual receives payment from any responsible party upon release of the vehicle. The determination of the total monthly remittance shall not include vehicles sold at auction each month as auction vehicles will be excluded from the fee. The public safety fees collected will be remitted to the City once a month.

ARTICLE IV DISPOSITION OF VEHICLES

4.1 Any vehicle impounded under the provisions of this Agreement may be sold at public sale in accordance with applicable State law. Operator shall comply with all applicable state and local laws governing abandoned and junked motor vehicles, including but not limited to Chapter 683, TEX. TRANS. CODE, as amended.

4.2 Operator shall be responsible for the preparation, publication, posting, mailing costs and dispatch of all notices and advertisements required under Chapter 683, TEX. TRANS. CODE, as amended, or other applicable law to be given or provided by the City's Police Department and/or Operator as agent for City's Police Department or as operator of the Storage Facility with respect to the impoundment, storage, release, destruction, auction, sale and disposal of any Junked Vehicle, Abandoned Motor Vehicle or other Vehicle impounded at the Vehicle Storage Facility at the direction of the City.

4.3 When final disposition on an impounded vehicle is completed, Operator will forward copies of all related paperwork to the City's Police Department on the day of disposition. Related paperwork includes a copy of the impound form, the release information, notifications, advertisement, auction sales receipts, Buyer's Guide, odometer statements and Motor Vehicle Demolisher receipts upon request made by the City.

4.4 Operator in the conduct and operation of the towing service and the motor vehicle storage facility shall comply with: the Vehicle Storage Facility Act, Chapter 2303, TEX. OCC. CODE as amended; Chapter 683, TEX. TRANS. CODE, as amended; and with any applicable regulations of the Texas Department of Transportation and Texas Department of Licensing and Regulations.

**ARTICLE V
INSURANCE AND INDEMNIFICATION**

5.1 Minimum Coverage Requirements: Operator shall at all times during the term of this Agreement and for a period of sixty (60) days after termination of this Agreement for any reason, maintain in full force and effect the following insurance:

A. Comprehensive general liability policy of insurance for bodily injury, death and property damage insuring against all claims, demands or actions relating to the Operator's performance of services pursuant to this Agreement with a minimum combined single limit of not less than \$1,000,000.00 per occurrence for injury to persons (including death), and for property damage;

B. Automobile liability insurance covering any vehicles owned and/or operated by Operator, its officers, agents, and employees, and used in the performance of this Agreement with policy limits of not less than \$1,000,000.00 combined single limit and aggregate for bodily injury and property damage;

C. Statutory Worker's Compensation Insurance at the statutory limits and Employers Liability covering all of Contractor's employees involved in the provision of services under this Agreement with policy limit of not less than \$500,000.00;

D. Garage keeper's Legal Liability on a direct basis insuring against all claims, demands or actions relating to any vehicle in Operator's care, custody or control including coverage "on the hook" or while being transported by Operator as follows:

Automobile	\$1,000,000.00
Garage	\$350,000.00
Aggregate	\$2,000,000.00

E. Inland Marine Coverage/On Hook Cargo with a minimum coverage of \$500,000.00 per vehicle; and

F. Public Liability coverage of \$1,000,000.00 combined single limits.

5.2 Endorsements: All insurance and certificate(s) of insurance shall be endorsed to provide for the following:

A. Name the City of Dalworthington Gardens, Texas, its officers, and employees as additional insured's as to all applicable coverage with the exception of Workers Compensation Insurance;

B. Provide for at least thirty (30) days prior written notice to City regarding cancellation or non-renewal of the insurance;

C. Provide for a waiver of subrogation against the City for injuries, including

death, property damage, or any other loss to the extent the same is covered by the proceeds of insurance. Operator shall provide written notice to City of any material change of or to the insurance required herein.

5.3 Certificate of Insurance: A certificate of insurance evidencing the required insurance shall be delivered to City prior to commencement of services under this Agreement.

5.4 Indemnification: CITY SHALL NOT BE LIABLE FOR ANY LOSS, DAMAGE, OR INJURY OF ANY KIND OR CHARACTER TO ANY PERSON OR PROPERTY ARISING FROM THE SERVICES OF OPERATOR PURSUANT TO THIS AGREEMENT. OPERATOR HEREBY WAIVES ALL CLAIMS AGAINST CITY, ITS OFFICERS, AGENTS AND EMPLOYEES (COLLECTIVELY REFERRED TO IN THIS SECTION AS “CITY”) FOR DAMAGE TO ANY PROPERTY OR INJURY TO, OR DEATH OF, ANY PERSON ARISING AT ANY TIME AND FROM ANY CAUSE OTHER THAN THE SOLE NEGLIGENCE OR WILLFUL MISCONDUCT OF CITY. OPERATOR AGREES TO INDEMNIFY AND SAVE HARMLESS CITY FROM AND AGAINST ANY AND ALL LIABILITIES, DAMAGES, CLAIMS, SUITS, COSTS (INCLUDING COURT COSTS, ATTORNEYS’ FEES AND COSTS OF INVESTIGATION) AND ACTIONS OF ANY KIND BY REASON OF INJURY TO OR DEATH OF ANY PERSON OR DAMAGE TO OR LOSS OF PROPERTY ARISING FROM THE OPERATOR’S PERFORMANCE OF SERVICES UNDER THIS AGREEMENT OR BY REASON OF ANY ACT OR OMISSION ON THE PART OF OPERATOR, ITS OFFICERS, DIRECTORS, SERVANTS, AGENTS, EMPLOYEES, REPRESENTATIVES, CONTRACTORS, SUBCONTRACTORS, LICENSEES, SUCCESSORS OR PERMITTED ASSIGNS (EXCEPT WHEN SUCH LIABILITY, CLAIMS, SUITS, COSTS, INJURIES, DEATHS OR DAMAGES ARISE FROM OR ARE ATTRIBUTED TO SOLE NEGLIGENCE OF THE CITY). IF ANY ACTION OR PROCEEDING SHALL BE BROUGHT BY OR AGAINST CITY IN CONNECTION WITH ANY SUCH LIABILITY OR CLAIM, OPERATOR, ON NOTICE FROM CITY, SHALL DEFEND SUCH ACTION OR PROCEEDINGS AT OPERATOR’S EXPENSE, BY OR THROUGH ATTORNEYS REASONABLY SATISFACTORY TO CITY. OPERATOR’S OBLIGATIONS UNDER THIS SECTION SHALL NOT BE LIMITED TO THE LIMITS OF COVERAGE OF INSURANCE MAINTAINED OR REQUIRED TO BE MAINTAINED BY OPERATOR UNDER THIS AGREEMENT. THIS PROVISION SHALL SURVIVE THE TERMINATION OF THIS AGREEMENT.

ARTICLE VI VEHICLE OWNER RIGHTS

Operator understands, acknowledges, and agrees that nothing contained herein shall prevent the owner of any motor vehicle disabled on the public streets of City to arrange for the prompt removal of the vehicle from the scene of the accident or disablement by a wrecking or towing service of said owner’s own selection; provided that such right does not hinder the City’s ability to protect the health, safety and/or welfare of its citizens.

ARTICLE VII

NON-EXCLUSIVE TO CITY; CALL PRIORITY

City understands, acknowledges, and agrees that Operator shall have the right to continue to provide wrecker and towing services to persons other than City; provided; however, Operator agrees that calls and requests for towing services made by City shall have immediate and absolute priority over any other calls received by third parties and that Operator is not relieved of the obligation to respond to calls for service within the times required by this Agreement.

**ARTICLE VIII
MISCELLANEOUS**

8.1 Entire Agreement: This Agreement constitutes the sole and only agreement between the Parties and supersedes any prior understandings written or oral agreements between the parties with respect to this subject matter.

8.2 Assignment: Operator may not assign this Agreement without the prior written consent of City.

8.3 Successors and Assigns: Subject to the provisions regarding assignment, this Agreement shall be binding on and inure to the benefit of the parties to it and their respective successors and assigns.

8.4 Governing Law: The laws of the State of Texas shall govern this Agreement, and venue for any action concerning this Agreement shall be in Tarrant County, Texas. The Parties agree to submit to the personal and subject matter jurisdiction of said court.

8.5 Amendments: This Agreement may be amended by the mutual written agreement of the Parties.

8.6 Severability: In the event any one or more of the provisions contained in this Agreement shall for any reason be held to be invalid, illegal, or unenforceable in any respect, such invalidity, illegality or unenforceability shall not affect any other provisions, and the Agreement shall be construed as if such invalid, illegal, or unenforceable provision had never been contained in it.

8.7 Independent Contractor: It is understood and agreed by and between the Parties that Operator in satisfying the conditions of this Agreement, is acting independently, and that the City assumes no responsibility or liabilities to any third party in connection with these actions. All services to be performed by Operator pursuant to this Agreement shall be in the capacity of an independent contractor, and not as an agent or employee of City. Operator shall supervise the performance of its services and shall be entitled to control the manner and means by which its services are to be performed, subject to the terms of this Agreement.

8.8 Notices: Any notice required or permitted to be delivered hereunder may be sent by first class mail, overnight courier or by confirmed telefax or facsimile to the address specified below, or to such other party or address as either party may designate in writing, and shall be deemed received three (3) days after delivery set forth herein:

If intended for City, to:

City of Dalworthington Gardens
Attn: City Administrator
2600 Roosevelt Drive
Dalworthington Gardens, TX 76016

If intended for Operator, to:

Beard's Towing, LLC d/b/a Cowboy Towing
Attn: James Bennett Jr
P.O. Box 737
Kennedale, Texas 76060

8.9 Counterparts: This Agreement may be executed by the parties hereto in separate counterparts, each of which when so executed and delivered shall be an original, but all such counterparts shall together constitute one and the same instrument. Each counterpart may consist of any number of copies hereof each signed by less than all, but together signed by all of the parties hereto.

8.10 Boycott Israel; Boycott Energy Companies; and Prohibition of Discrimination against Firearm Entities and Firearm Trade Associations:

A. Operator verifies that it does not Boycott Israel and agrees that during the term of the Agreement will not Boycott Israel as that term is defined in Texas Government Code Section 808.001, as amended.

B. Operator verifies that it does not Boycott Energy Companies and agrees that during the term of this Agreement will not Boycott Energy Companies as that term is defined in Texas Government Code Section 809.001, as amended.

C. Operator verifies that it does not have a practice, policy, guidance, or directive that discriminates against a firearm entity or firearm trade association as those terms are defined in Texas Government Code Section 2274.001, as amended; and (ii) will not discriminate during the term of this Agreement against a firearm entity or firearm trade association

D. This section does not apply if Operator is a sole proprietor, a non-profit entity, or a governmental entity; and only applies if: (i) Professional has ten (10) or more fulltime employees and (ii) this Agreement has a value of \$100,000.00 or more to be paid under the terms of this Agreement.

8.11 Administrative Fee : Operator will provide an annual payment of \$800 payable to City of Dalworthington Gardens for administrative purposes, payable within thirty business days of the Effective Date of this Agreement and annually on the anniversary thereof.

[signature page to follow]

SIGNED AND AGREED this _____ day of _____, 2026.

CITY OF DALWORTHINGTON GARDENS, TEXAS

By: _____
Greg Petty, City Administrator

ATTEST:

By: _____
Sandra Ma, City Secretary

SIGNED AND AGREED this _____ day of _____, 2026

**BEARD'S TOWING, LLC, D/B/A
COWBOY TOWING**

By: _____
Name/Title: _____

City Council

Staff Agenda Report

Agenda Item: 9k.

Agenda Subject: Discussion and possible action on Masa Agreement providing supplemental EMS transport coverage for all residential water customers.

Meeting Date: May 21, 2026	Financial Considerations: Budgeted: <input type="checkbox"/> Yes <input type="checkbox"/> No <input checked="" type="checkbox"/> N/A	Strategic Vision Pillar: <input type="checkbox"/> Financial Stability <input type="checkbox"/> Appearance of City <input checked="" type="checkbox"/> Operations Excellence <input type="checkbox"/> Infrastructure Improvements/Upgrade <input type="checkbox"/> Building Positive Image <input type="checkbox"/> Economic Development <input type="checkbox"/> Educational Excellence
--	--	---

Background Information:

Attachments:

**City Council
Staff Agenda Report**

Agenda Item 91.

Agenda Subject: Discussion and possible action to approve additional non-budgeted repairs to ENG43

<p>Meeting Date: May 21, 2026</p>	<p>Financial Considerations:</p> <p>Budgeted: <input type="checkbox"/> Yes <input type="checkbox"/> No <input checked="" type="checkbox"/> N/A</p>	<p>Strategic Vision Pillar:</p> <p><input type="checkbox"/> Financial Stability <input type="checkbox"/> Appearance of City <input checked="" type="checkbox"/> Operations Excellence <input type="checkbox"/> Infrastructure Improvements/Upgrade <input type="checkbox"/> Building Positive Image <input type="checkbox"/> Economic Development <input type="checkbox"/> Educational Excellence</p>
--	--	--

Prior Council Action:

During the regularly scheduled preventative maintenance on Engine 43, the service technician identified several potential issues that could impact safe operation. The total estimated cost for the required repairs is **\$6,880.56**.

Note: These additional repairs are not budgeted.

Background Information:

Recommended Action/Motion:

Motion to approve the listed repairs to ENG43 not to exceed \$6880.56

Attachments: List of Repairs

Item	Description	Cost	Need/Want
Intake Leak	Officer side	\$ 811.08	Need
Fire Pump Valve	Needs to be rebuilt	\$ 586.61	Need
Discharge 1 Leak	Leaking	\$ 604.27	Need
Batteries	Batteries not holding a charge	\$ 1,676.82	Need
Driver's Door	Weather strip needs replaced, leaking water into cab	\$ 586.60	Need
Hose Bed Door Safety Lock	Safety Latch not securing the hose bed door when open.	\$ 222.00	Need
Front Timing cover	Leaking Oil	\$ 185.00	Need
Rear Step Lights	Not working, Step safety lights	\$ 634.38	Need
A/C Knob	Missing Knob	\$ 111.00	Need
Gages	Multiple pump gages leaking oil, doesn't allow true readings of the water pressure	\$ 1,462.80	Need
		Need Total	
		\$ 6,880.56	
Deck Gun Ball Valve	Ball valve added to the top of the engine to speed up/ safety of the Firefighter engaging the deck gun.	\$ 1,295.00	Want
Air Horn Cable	Allows horn to be operated through a pull cable rather than steering wheel.	\$ 949.98	Want
		Wants Total	
		\$ 2,244.98	
		Grand total if everything is done	
		\$ 9,125.54	